



Countries with CEPT Licence

Compiled by Hans Schwarz, DK5JI
(Current as of 2025-03-12)

* = non-CEPT country
** = CEPT membership suspended


Countries with CEPT Licence © 2025 by Hans Schwarz
is licensed under CC BY-NC-ND 4.0

International Affairs
Frequency Management

Contents

General information	3
Albania.....	4
Andorra.....	6
*Australia	8
Austria	10
Azerbaijan.....	12
**Belarus.....	14
Belgium.....	18
Bosnia and Hercegovina	20
Bulgaria	22
*Canada.....	24
Cayman Islands	26
Croatia	28
Cyprus	30
Czech Republic.....	32
Denmark – ITU Region 1.....	34
Denmark – ITU Region 2.....	36
Estonia.....	38
Finland.....	40
France – ITU Region 1.....	42
France – ITU Region 2.....	44
France – ITU Region 3.....	46
Georgia.....	49
Germany.....	52
Greece.....	54
*Hong Kong	56
Hungary	58
Iceland.....	61
Ireland.....	63
*Israel	65
Italy	67
*Japan	69
Latvia.....	71
Liechtenstein.....	73
Lithuania	75
Luxembourg.....	77
Malta.....	79

Moldova	81
Monaco	83
Montenegro	85
Netherlands	88
Netherlands – *Aruba	90
Netherlands – *Caribbean Netherlands	92
Netherlands – *Curaçao	94
Netherlands – *Sint Maarten	96
*New Zealand	98
North Macedonia	100
Norway	103
*Peru	105
Poland	107
Portugal	109
Romania	111
**Russian Federation	113
San Marino	116
Serbia	117
Slovak Republic	119
Slovenia	122
*South Africa	124
Spain	126
Sweden	128
Switzerland	130
Türkiye	132
Ukraine	134
United Kingdom of Great Britain and Northern Ireland	137
*United States of America – ITU Region 2	139
*United States of America – ITU Region 3	142
Vatican City	144
IARU Region 1 Band Plan	145



General information

The “CEPT Licence” as well as the “CEPT Novice Licence” make it possible for radio amateurs from CEPT countries to operate during short visits of up to three months in other CEPT countries without the requirement of obtaining an individual temporary licence from the visited CEPT country.

There are two CEPT recommendations for this purpose. The “**CEPT Licence**” is described in CEPT Recommendation T/R 61-01, whereas the “**CEPT Novice Licence**” follows CEPT Recommendation ECC/REC/(05)06. These recommendations have to be implemented within the national law in a country before accepting operation under the CEPT regulation.

A “Harmonized Amateur Radio Examination Certificate” (**HAREC**) according to CEPT Recommendation T/R 61-02 shows proof of successfully passing an amateur radio examination which complies with the Examination Syllabus for the HAREC. It thus facilitates the issue of an individual licence to radio amateurs who stay in a country for a longer term than that mentioned in CEPT Recommendation T/R 61-01. It also eases the issue of an individual licence to a radio amateur returning to his native country showing the “HAREC” Certificate issued by a foreign administration.

The syllabus for the “CEPT Novice Licence” is described in **ERC Report 32**, which does not have to be implemented by countries.

To facilitate the introduction of a third level, the “Entry Class”, in countries, the corresponding syllabus is described in **ECC Report 89**. However, there is currently no CEPT recommendation aimed at the mutual recognition of “Entry Class” licences.

To operate under CEPT regulations, you need to have your own licence document with you. It is also advisable to carry a copy of the licensing regulations in your own country and a copy of the licensing regulations in the foreign country with you as well as a printout of the applicable CEPT recommendation.

This list has been compiled according to official documents. No responsibility is taken for the correctness of this information.

Comments and corrections are very much appreciated: dk5ji(at)dark.de.

Info

Conférence Européenne des Administrations des Postes et des Télécommunications (CEPT): *Recommendation T/R 61-01. CEPT Radio Amateur Licence*. <https://docdb.cept.org/download/4541> (current as of 2024-10-29)

—: *ECC Recommendation (05)06. CEPT Novice Radio Amateur Licence*. <https://docdb.cept.org/download/4413> (current as of 2024-03-01)

—: *Recommendation T/R 61-02. Harmonized Amateur Radio Examination Certificate (HAREC)*. <https://docdb.cept.org/download/4424> (current as of 2024-03-01)

—: *ERC Report 32. Amateur Radio Novice Examination Syllabus and Amateur Radio Novice Examination Certificate within CEPT and Non-CEPT Countries*. <https://docdb.cept.org/download/2065> (current as of 2018-10-11)

—: *ECC Report 89. A Radio Amateur Entry Level Examination and Licence*. <https://docdb.cept.org/download/409> (current as of 2017-06-09)

Albania

	Full	Novice
Short-term w/o guest licence	-	-
Long-term with guest licence	x	x

Licensing authority Autoriteti i Komunikimeve Elektronike dhe Postare (AKEP)
Street address: Rruga "Reshit Çollaku", 1001, Tiranë, Albania
Tel: +355 42259572
Fax: +355 42259106
E-mail: info@akep.al
Website: https://akep.al/

IARU member society Albanian Amateur Radio Association (AARA)
P. O. Box 1501, Tiranë, Albania
E-mail: g_mema@yahoo.com

Implementation **CEPT Licence**
T/R 61-01 implemented, but guest licence required
T/R 61-02 / HAREC implemented

CEPT Novice Licence
ECC/REC/(05)06 implemented, but guest licence required
ERC Report 32 applied

Short-term without guest licence No

No

Long-term with guest licence Yes
Application to:
AKEP (see above)

Yes
Application to:
AKEP (see above)

Long-term call sign prefix ZA/

ZA/

Extensions

Equivalent national class CEPT Licence

CEPT Novice Licence

Band	Frequency Range	Power (PEP)	Bandwidth/ Modes	Frequency Range	Power (PEP)	Bandwidth/ Modes
2200 m ¹	135.700 – 137.800 kHz					
630 m ¹	472.000 – 479.000 kHz					
160 m	1.810 – 1.850 MHz	1.5 kW	8 kHz	1.810 – 1.850 MHz	120 W	8 kHz
	1.850 – 2.000 MHz	60 W	8 kHz	1.850 – 2.000 MHz	60 W	8 kHz
80 m	3.750 – 3.800 MHz	1.5 kW	8 kHz	3.750 – 3.800 MHz	120 W	8 kHz
60 m ¹	5.3515 – 5.3665 MHz					
40 m	7.000 – 7.100 MHz	1.5 kW	8 kHz	7.000 – 7.200 MHz	120 W	8 kHz
	7.100 – 7.200 MHz	250 W	8 kHz			
30 m	10.100 – 10.150 MHz	1.5 kW	1 kHz	10.100 – 10.150 MHz	120 W	1 kHz
20 m	14.000 – 14.350 MHz	1.5 kW	8 kHz	14.000 – 14.350 MHz	120 W	8 kHz
17 m	18.068 – 18.168 MHz	1.5 kW	8 kHz	18.068 – 18.168 MHz	120 W	8 kHz
15 m	21.000 – 21.450 MHz	1.5 kW	8 kHz	21.000 – 21.450 MHz	120 W	8 kHz
12 m	24.890 – 24.990 MHz	1.5 kW	8 kHz	24.890 – 24.990 MHz	120 W	8 kHz
10 m	28.000 – 29.700 MHz	1.5 kW	8 kHz	28.000 – 29.700 MHz	120 W	8 kHz
6 m	50.000 – 52.000 MHz	200 W	18 kHz	50.000 – 52.000 MHz	120 W	18 kHz
4 m ¹	69.900 – 70.500 MHz					
2 m	144.000 – 146.000 MHz	600 W	18 kHz	144.000 – 146.000 MHz	120 W	18 kHz
70 cm	430.000 – 440.000 MHz	600 W	any	430.000 – 440.000 MHz	120 W	any
23 cm	1.240 – 1.245 GHz	600 W	any	1.240 – 1.245 GHz	120 W	any
	1.267 – 1.270 GHz	600 W	any	1.267 – 1.270 GHz	120 W	any
	1.297 – 1.300 GHz	600 W	any	1.297 – 1.300 GHz	120 W	any
13 cm	2.300 – 2.450 GHz	600 W	any	2.300 – 2.450 GHz	120 W	any
9 cm	3.400 – 3.410 GHz	600 W	any	3.400 – 3.410 GHz	120 W	any
6 cm	5.660 – 5.670 GHz	600 W	any	5.660 – 5.670 GHz	120 W	any
	5.725 – 5.850 GHz	600 W	any	5.725 – 5.850 GHz	120 W	any
3 cm	10.000 – 10.500 GHz	600 W	any	10.000 – 10.500 GHz	120 W	any
1.2 cm	24.000 – 24.250 GHz	600 W	any	24.000 – 24.250 GHz	120 W	any
6 mm	47.000 – 47.900 GHz	600 W	any	47.000 – 47.900 GHz	120 W	any
	48.200 – 48.540 GHz	600 W	any	48.200 – 48.540 GHz	120 W	any
4 mm	75.500 – 81.500 GHz	600 W	any	75.500 – 81.500 GHz	120 W	any
2.5 mm	122.250 – 123.000 GHz	600 W	any	122.250 – 123.000 GHz	120 W	any
2 mm	134.000 – 141.000 GHz	600 W	any	134.000 – 141.000 GHz	120 W	any
1.2 mm	241.000 – 250.000 GHz	600 W	any	241.000 – 250.000 GHz	120 W	any

Notes

¹ Band listed in the national frequency plan (Plani Kombëtar i Frekuencave), but not included in the national amateur radio regulations

Info

Autoriteti i Komunikimeve Elektronike dhe Postare/Electronic and Postal Communications Authority (AKEP): *Rregullore për "Shërbimet Radioamatore në Republikën e Shqipërisë"*. https://akep.al/wp-content/uploads/images/stories/AKEP/rregullore/2017/RREGULLORE_PER_SHERBIMET_RADIOAMATORE_2.pdf (current as of 2017-01-24)

—: *Plani Kombëtar i Frekuencave*. <https://akep.al/wp-content/uploads/2019/03/FZ-2021-35.pdf> (current as of 2021-03-08)
—: *Plani i Përdorimit të Frekuencave*. <https://akep.al/wp-content/uploads/2023/09/Plani-i-Perdorimit-te-Frekuencave-2023.pdf> (current as of 2024-08-08)



Andorra

	Full	Novice
Short-term w/o guest licence	-	-
Long-term with guest licence	(x)	(x)

Licensing authority Andorra Telecom S.A.U.
Street address: Carrer Prat de la Creu nº 2, AD-500 Andorra la Vella, Andorra
Tel: +376 301-115
E-mail: <https://correu.andorra.ad/>
Website: <https://www.andorratelecom.ad/>

IARU member society Unió de Radioaficionats Andorrans (URA)
P. O. Box 1.150, AD-553 Andorra la Vella, Andorra
Street address: Av. Fiter I Rossel 71, AD-700 Escaldes Engordany, Andorra
Tel./Fax: +376 825380
E-mail: ura@andorra.ad
Website: <https://www.ura.ad/>

Implementation **CEPT Licence**
T/R 61-01 not implemented
T/R 61-02 not implemented

CEPT Novice Licence
ECC/REC/(05)06 not implemented
ERC Report 32 not applied

Short-term without guest licence No

No

Long-term with guest licence Yes, under certain conditions
Info:
<https://www.dropbox.com/scl/fi/r7jjqnr6sggfjm9uxgt0o/NON-Residents.pdf>
"The application should present, meeting the Law's and Regulation's provisions, a project providing information about the activities the applicant wants to carry out, with references to bands and modes to be used, the duration of the operation, the number of participants and any additional information about the project."
Application to:
URA (see above)

Yes, under certain conditions
Info:
<https://www.dropbox.com/scl/fi/r7jjqnr6sggfjm9uxgt0o/NON-Residents.pdf>
"The application should present, meeting the Law's and Regulation's provisions, a project providing information about the activities the applicant wants to carry out, with references to bands and modes to be used, the duration of the operation, the number of participants and any additional information about the project."
Application to:
URA (see above)

Long-term call sign prefix C3

C3

Extensions /M, /MM

Equivalent national class

Band	Frequency Range	Power (PEP)	Bandwidth/ Modes
2200 m	135.700 – 137.800 kHz	1 W ERP	any
630 m ¹	472.000 – 479.000 kHz		
160 m	1.810 – 1.850 MHz	100 W	any
	1.850 – 2.000 MHz ²	100 W	any
80 m	3.500 – 3.800 MHz	100 W	any
60 m	5.3515 – 5.3665 MHz	15 W EIRP	5 kHz
40 m	7.000 – 7.200 MHz	100 W	any
30 m	10.100 – 10.150 MHz	100 W	any
20 m	14.000 – 14.350 MHz	100 W	any
17 m	18.068 – 18.168 MHz	100 W	any
15 m	21.000 – 21.450 MHz	100 W	any
12 m	24.890 – 24.990 MHz	100 W	any
10 m	28.000 – 29.700 MHz	100 W	any
6 m	50.000 – 52.000 MHz	30 W ERP	any
4 m	70.000 – 70.200 MHz	10 W EIRP	any
2 m	144.000 – 146.000 MHz	100 W	any
70 cm	430.000 – 440.000 MHz	100 W	any
23 cm	1.240 – 1.300 GHz	100 W	any
13 cm	2.300 – 2.450 GHz	100 W	any
9 cm			
6 cm	5.650 – 5.850 GHz	100 W	any
3 cm	10.000 – 10.500 GHz	100 W	any
1.2 cm	24.000 – 24.250 GHz	100 W	any
6 mm	47.000 – 47.200 GHz	100 W	any
4 mm	76.000 – 81.000 GHz	100 W	any
2.5 mm	122.250 – 123.000 GHz	100 W	any
2 mm	134.000 – 141.000 GHz	100 W	any
1.2 mm	241.000 – 250.000 GHz	100 W	any

Notes

¹ Operation only in international contests

Info

Consell General: *Llei de radioafició i d'estacions radioelèctriques d'aficionat*. In: Butlletí Oficial del Principat d'Andorra (BOPA), Nr. 48, 13 July 1994. https://www.consellgeneral.ad/fitxers/documents/lleis-1989-2002/llei-de-radioaficio-i-destacions-radioelectriques-daficionat.pdf/at_download/file (current as of 1994-07-09)

—: *Reglament d'aplicació de la Llei de radioafició i d'estacions radioelèctriques d'aficionat*. In: Butlletí Oficial del Principat d'Andorra (BOPA), Nr. 71, 7 December 1994. <https://bopadocuments.blob.core.windows.net/bopa-documents/006071/pdf/24D2.pdf> (current as of 1994-12-07)

—: *Decret 136/2024, del 3-4-2024, pel qual s'aproven la Taula nacional d'atribució de freqüències i les notes d'utilització nacional a Andorra*. In: Butlletí Oficial del Principat d'Andorra (BOPA), Nr. 44, 10 April 2024. https://bopadocuments.blob.core.windows.net/bopa-documents/036044/pdf/GD_2024_04_08_09_46_00.pdf (current as of 2024-04-03)

—: *Correcció d'errata del 10-5-2024 per la qual s'ha constatat un error de maquetació en la taula del Decret 136/2024, del 3 d'abril del 2024, i es torna a publicar íntegrament*. In: Butlletí Oficial del Principat d'Andorra (BOPA), Nr. 54, 10 May 2024.(current as of 2024-05-10)

Ministre d'Administració Pública, Transports i Telecomunicacions: *Decret*. In: Butlletí Oficial del Principat d'Andorra. Nr. 67, 16 November 2016. https://www.bopa.ad/bopa/028067/Documents/GR20161110_15_11_31.pdf (current as of 2016-11-09)

Unió de Radioaficionats Andorrans (URA): *Qualifying conditions of amateur radio licences to non-residents in the Principality of Andorra*. <https://www.dropbox.com/scl/fi/r7jjqnr6sggfjm9uxgt0o/NON-Residents.pdf> (current as of 2025-01-17)



*Australia

	Full	Novice
Short-term w/o guest licence	x	-
Long-term with guest licence	x	-

Licensing authority	Australian Communications and Media Authority (ACMA) Sydney office: P. O. Box Q500, Queen Victoria Building, Sydney, Australia Street address: Level 5, The Bay Centre, 65 Pirrama Road, Pyrmont NSW 2009, Australia Tel: +61 2 9334-7700 Canberra office: P. O. Box 78, Belconnen ACT 2616, Australia Street address: Level 3, 40 Cameron Avenue, Belconnen ACT 2617, Australia Tel: +61 2 6219-5555 Melbourne office: P. O. Box 13112 Law Courts, Melbourne Victoria 8010, Australia Street address: Level 32, Melbourne Central Tower, 360 Elizabeth Street, Melbourne Victoria 3000, Australia Tel: +61 3 9963-6800 E-mail: info@acma.gov.au Website: https://www.acma.gov.au/		
IARU member society	Wireless Institute of Australia (WIA) P. O. Box 2042, Bayswater, Victoria 3153, Australia Street address: Unit 20, 11-13 Havelock Road, Bayswater, Victoria 3153, Australia Tel: +61 3 9729-0400 Fax: +61 3 9729-7325 E-mail: nationaloffice@wia.org.au Website: https://wia.org.au/		
Implementation	CEPT Licence T/R 61-01 implemented ¹ T/R 61-02 / HAREC implemented	CEPT Novice Licence ECC/REC/(05)06 not implemented ERC Report 32 not applied	
Short-term without guest licence (1 year)	Yes	No	
Short-term call sign prefix	VK/ Optional digit designating the state or territory: VK1/ Australian Capital Territory VK2/ New South Wales Lord Howe Island VK3/ Victoria VK4/ Queensland VK5/ South Australia VK6/ Western Australia VK7/ Tasmania Macquarie Island VK8/ Northern Territory VK9/ External territories: Ashmore and Cartier Islands Christmas Island Cocos (Keeling) Islands Coral Sea Islands (including Mellish Reef ² , Willis Islets ²) Heard Island and McDonald Islands ² Norfolk Island VKØ/ Australian Antarctic Territory ² Long-term: VK1-Ø (see above)		
Long-term with guest licence	Yes Application: info@acma.gov.au	No	
Long-term call sign prefix	VK1-Ø (see above)		
Extensions	/AM, /M, /MM (optional)		
Equivalent national class	Radiocommunications (Amateurs Stations) Class Licence 2023 (Advanced)		
Band	Frequency Range	Power (PEP)	Bandwidth/ Modes
2200 m	135.700 – 137.800 kHz	1 W EIRP	2.1 kHz
630 m	472.000 – 479.000 kHz ³	5 W EIRP	3 kHz
160 m	1.800 – 1.875 MHz	400/120 W ^{4,5}	8 kHz
80 m	3.500 – 3.700 MHz	400/120 W ^{4,5}	8 kHz

60 m	3.776 – 3.800 MHz	400/120 W ⁴	8 kHz
40 m	7.000 – 7.100 MHz	400/120 W ^{4,5}	8 kHz
	7.100 – 7.300 MHz	400/120 W ⁴	8 kHz
30 m	10.100 – 10.150 MHz	400/120 W ⁴	8 kHz
20 m	14.000 – 14.350 MHz	400/120 W ^{4,5}	8 kHz
17 m	18.068 – 18.168 MHz	400/120 W ^{4,5}	8 kHz
15 m	21.000 – 21.450 MHz	400/120 W ^{4,5}	8 kHz
12 m	24.890 – 24.990 MHz	400/120 W ^{4,5}	8 kHz
10 m	28.000 – 29.700 MHz	400/120 W ^{4,6}	16 kHz
6 m	50.000 – 52.000 MHz	400/120 W ⁴	100 kHz
	52.000 – 54.000 MHz	400/120 W ⁴	any
4 m			
2 m	144.000 – 148.000 MHz	400/120 W ⁴	any
70 cm	430.000 – 450.000 MHz	400/120 W ⁴	any
23 cm	1.240 – 1.300 GHz	400/120 W ⁴	any
13 cm	2.300 – 2.302 GHz	400/120 W ⁴	any
	2.400 – 2.450 GHz	400/120 W ⁴	any
9 cm	3.300 – 3.600 GHz ⁷	400/120 W ⁴	any
6 cm	5.650 – 5.850 GHz	400/120 W ⁴	any
3 cm	10.000 – 10.500 GHz	400/120 W ⁴	any
1.2 cm	24.000 – 24.250 GHz	400/120 W ⁴	any
6 mm	47.000 – 47.200 GHz	400/120 W ⁴	any
4 mm	76.000 – 81.000 GHz	400/120 W ⁴	any
2.5 mm	122.250 – 123.000 GHz	400/120 W ⁴	any
2 mm	134.000 – 141.000 GHz	400/120 W ⁴	any
1.2 mm	241.000 – 250.000 GHz	400/120 W ⁴	any

Notes

- ¹ Overseas amateurs visiting Australia holding equivalent qualifications or licences are authorised to operate in Australia for a period of up to 365 days under the Amateur Class Licence. This applies to the entire territory of Australia including all external territories (VK9) and the Australian Antarctic Territory (VKØ).
- ² Landing permission required for the external territories Coral Sea Islands (Mellish Reef, Willis Islets), Heard Island and McDonald Islands (VK9) and the Australian Antarctic Territory (VKØ)
- ³ Timor Non Directional Beacon area excluded (geographic area that is within that part of the circle, with a radius of 2000 km, whose centre is located at 10° 37' 21" S 126° 2' 0" E)
- ⁴ 400 W PEP for C3F, J3E, R3E; 120 W mean power for all other emission modes
- ⁵ If the bandwidth exceeds 8 kHz, the maximum power spectral density from the station must not be greater than 1 watt per 100 kHz
- ⁶ If the bandwidth exceeds 16 kHz, the maximum power spectral density from the station must not be greater than 1 watt per 100 kHz
- ⁷ 3.400–3.600 GHz regionally excluded

Info

Australian Communications and Media Authority (ACMA): *Radiocommunications (Spectrum Re-allocation – 3.4 GHz and 3.7 GHz Bands) Declaration 2022*. <https://www.legislation.gov.au/Details/F2022L00983> (current as of 2022-07-15)

—: *Radiocommunications (Amateur Stations) Class Licence 2023*. <https://www.legislation.gov.au/Details/F2023L01648> (current as of 2023-12-12)

—: *Overseas amateurs visiting Australia*. <https://www.acma.gov.au/overseas-amateurs-visiting-australia> (current as of 2024-11-15)

—: *Amateur radio call sign policy*. [https://www.acma.gov.au/sites/default/files/2024-09/Amateur radio call sign policy_September 2024.pdf](https://www.acma.gov.au/sites/default/files/2024-09/Amateur%20radio%20call%20sign%20policy_September%202024.pdf) (current as of 2024-09-01)

Austria

	Full	Novice
Short-term		
w/o guest licence	x	x
Long-term		
with guest licence	x	x

Licensing authority Fernmeldebüro, Fernmeldebehörde Republik Österreich
Radetzkystraße 2, A-1030 Wien, Austria
Tel: +43 1 71100-654500
E-mail: office@fb.gv.at
Website: <https://www.fb.gv.at/>

IARU member society Österreichischer Versuchssenderverband (ÖVSV)
Industriezentrum NÖ-Süd, Straße 14, Objekt 31, A-2351 Wr. Neudorf, Austria
Tel: +43 1 999-2132
Fax: +43 1 999-2133
E-mail: oevsv@oevsv.at
Website: <https://oevsv.at/home/>

Implementation	CEPT Licence	CEPT Novice Licence				
	T/R 61-01 implemented T/R 61-02 / HAREC implemented	ECC/REC/(05)06 implemented ERC Report 32 applied				
Short-term without guest licence	Yes	Yes				
Short-term call sign prefix	OE/	OE/				
Long-term with guest licence	Yes Application: https://www.fb.gv.at/dam/jcr:8ad98218-90df-4c9c-ae6f-de81d7fdd2d9/BMLRT_FB_Formular_AF_Guest_Licence.pdf to: Fernmeldebüro (see above)	Yes Application: https://www.fb.gv.at/dam/jcr:8ad98218-90df-4c9c-ae6f-de81d7fdd2d9/BMLRT_FB_Formular_AF_Guest_Licence.pdf to: Fernmeldebüro (see above)				
Long-term call sign prefix	Long-term (< 1 year): /OE (as a suffix) Long-term (> 1 year): OE1Z Wien/Vienna OE2Z Salzburg OE3Z Niederösterreich/Lower Austria OE4Z Burgenland OE5Z Oberösterreich/Upper Austria OE6Z Steiermark/Styria OE7Z Tirol/Tyrol OE8Z Kärnten/Carinthia OE9Z Vorarlberg	Long-term (< 1 year): /OE (as a suffix) Long-term (> 1 year): OE1Z Wien/Vienna OE2Z Salzburg OE3Z Niederösterreich/Lower Austria OE4Z Burgenland OE5Z Oberösterreich/Upper Austria OE6Z Steiermark/Styria OE7Z Tirol/Tyrol OE8Z Kärnten/Carinthia OE9Z Vorarlberg				
Extensions	/M, /P (optional)	/M, /P (optional)				
Equivalent national class	Class 1 – Power Level B	Class 4 ¹ – Power Level A				
Band	Frequency Range	Power (PEP)	Bandwidth/ Modes	Frequency Range	Power (PEP)	Bandwidth/ Modes
2200 m	135.700 – 137.800 kHz	1 W ERP	200 Hz			
630 m	472.000 – 479.000 kHz	1 W EIRP	200 Hz			
160 m	1.810 – 1.850 MHz	200 W	7 kHz	1.810 – 2.000 MHz	100 W	7 kHz
	1.850 – 2.000 MHz	100 W	7 kHz			
80 m	3.500 – 3.800 MHz	200 W	7 kHz	3.500 – 3.800 MHz	100 W	7 kHz
60 m	5.3515 – 5.3665 MHz	15 W EIRP	7 kHz			
40 m	7.000 – 7.200 MHz	200 W	7 kHz			
30 m	10.100 – 10.150 MHz	200 W	7 kHz			
20 m	14.000 – 14.350 MHz	200 W	7 kHz			
17 m	18.068 – 18.168 MHz	200 W	7 kHz			
15 m	21.000 – 21.450 MHz	200 W	7 kHz	21.000 – 21.450 MHz	100 W	7 kHz
12 m	24.890 – 24.990 MHz	200 W	7 kHz			
10 m	28.000 – 29.700 MHz	200 W	7 kHz	28.000 – 29.700 MHz	100 W	7 kHz
6 m	50.000 – 52.000 MHz	200 W	40 kHz			
	52.000 – 54.000 MHz ²	100 W	2 MHz			
4 m						
2 m	144.000 – 146.000 MHz	200 W	40 kHz	144.000 – 146.000 MHz	100 W	40 kHz
70 cm	430.000 – 440.000 MHz ³	200 W	1 MHz ⁴	430.000 – 440.000 MHz ³	100 W	1 MHz ⁴
23 cm	1.240 – 1.300 GHz	10 W	16 kHz			
13 cm	2.304 – 2.310 GHz	200 W	1 MHz			
	2.320 – 2.322 GHz	200 W	1 MHz			
	2.400 – 2.450 GHz	200 W	1 MHz			
9 cm	3.400 – 3.410 GHz	200 W	10 MHz			

6 cm	5.650 – 5.850 GHz	200 W	10 MHz
3 cm	10.368 – 10.370 GHz	10 kW EIRP	10 MHz
	10.400 – 10.500 GHz	200 W	10 MHz
1.2 cm	24.000 – 24.250 GHz	200 W	10 MHz
6 mm	47.000 – 47.200 GHz	200 W	10 MHz
4 mm	76.000 – 81.500 GHz	200 W	10 MHz
2.5 mm	122.250 – 123.000 GHz	200 W	10 MHz
2 mm	134.000 – 141.000 GHz	200 W	10 MHz
1.2 mm	241.000 – 250.000 GHz	200 W	10 MHz
< 1.2 mm	275.000 – 3.000 THz	200 W	10 MHz

Notes

- ¹ Only unmodified commercial transmitters permitted
- ² For research projects only, temporarily approved until 2030-12-31
- ³ 439.100–440.000 MHz: reception only
- ⁴ ATV on 433.750 and 434.250 MHz

Info

Bundeskankleramt (BKA)/Bundesminister für Finanzen/Rechtsinformationssystem des Bundes (RIS): *Gesamte Rechtsvorschrift für Amateurfunkverordnung, Fassung vom 15.11.2024.*

<https://www.ris.bka.gv.at/GeltendeFassung.wxe?Abfrage=Bundesnormen&Gesetzesnummer=10012930> (current as of 2023-03-13)

—: *Gesamte Rechtsvorschrift für Frequenznutzungsverordnung 2013, Fassung vom 15.11.2024.*

<https://www.ris.bka.gv.at/GeltendeFassung.wxe?Abfrage=Bundesnormen&Gesetzesnummer=20008807> (current as of 2023-03-13)

—: *Amateurfunkfrequenzbereiche.* https://www.ris.bka.gv.at/Dokumente/Bundesnormen/NOR40251381/II_61_2023_Anlage_4.pdf (current as of 2023-03-13)



Azerbaijan

	Full	Novice
Short-term w/o guest licence	-	-
Long-term with guest licence	x	x

Licensing authority	Dövlət Radiotezliklər İdarəsi (DRI) Droğal turn 702, Baku, AZ-1010, Azerbaijan Tel: +994 12 493-2711; +994 12 493-5972 Fax: +994 12 498-6033 E-mail: dri@dri.az Website: https://www.dri.az/
IARU member society	Federation of Radio Sport of Azerbaijan (FRSA) S-Rustam 33A-24, Baku, AZ-1000, Azerbaijan E-mail: okerimov@yahoo.com <4J7A>, anar@autolife.az <4J4J> Website: https://azhams.net/en [currently not active]

Implementation	CEPT Licence T/R 61-01 not implemented T/R 61-02 not implemented	CEPT Novice Licence ECC/REC/(05)06 not implemented ERC Report 32 not applied
Short-term without guest licence	No	No
Long-term with guest licence (1 year)	Yes Info: https://azhams.net/en/faq/ [currently not active]; Oktay Kerimov, 4J7A; okerimov@yahoo.com Application: https://azhams.net/wp-content/uploads/2023/05/Anketa-Az.doc [currently not active]	Yes Info: https://azhams.net/en/faq/ [currently not active]; Oktay Kerimov, 4J7A; okerimov@yahoo.com Application: https://azhams.net/wp-content/uploads/2023/05/Anketa-Az.doc [currently not active]
Long-term call sign prefix	4J-4K2 Nakhichevan 4J-4K3 (except Baku and Nakhichevan) 4J-4K4-9 Baku	
Extensions	/M, /P (optional)	
Equivalent national class		
Band	Frequency Range¹	Power (PEP) Bandwidth/ Modes
2200 m	135.700 – 137.800 kHz	
630 m		
160 m	1.830 – 1.850 MHz	
80 m	3.500 – 3.800 MHz	
60 m	5.3515 – 5.3665 MHz	
40 m	7.000 – 7.200 MHz	
30 m	10.100 – 10.150 MHz	
20 m	14.000 – 14.350 MHz	
17 m	18.068 – 18.168 MHz	
15 m	21.000 – 21.450 MHz	
12 m	24.890 – 24.990 MHz	
10 m	28.000 – 29.700 MHz	
6 m	50.000 – 52.000 MHz	
4 m		
2 m	144.000 – 146.000 MHz	
70 cm	430.000 – 440.000 MHz	
23 cm	1.240 – 1.300 GHz	
13 cm	2.300 – 2.450 GHz	
9 cm		
6 cm	5.650 – 5.850 GHz	
3 cm	10.000 – 10.500 GHz	
1.2 cm	24.000 – 24.250 GHz	
6 mm	47.000 – 47.200 GHz	
4 mm	76.000 – 84.000 GHz	
2.5 mm	122.250 – 123.000 GHz	
2 mm	134.000 – 141.000 GHz	
1.2 mm	241.000 – 250.000 GHz	

Notes

¹ Frequency ranges according to national frequency plan

Info

Radio Amateurs of Azerbaijan: *FAQ - Frequently asked questions. Application Rules For Azerbaijan HAM Radio License.* <https://azhams.net/en/faq/> (current as of 2025-01-17) [currently not active]

Radio Sport Federation of Azerbaijan (FRS): *Application rules for Azerbaijan ham radio license.* https://azhams.net/en/faq (current as of 2024-07-18) [currently not active]



**Belarus

	Full	Novice
Short-term		
w/o guest licence	x	x
Long-term		
with guest licence	x	x

Licensing authority Republican Unitary Enterprise for Supervision on Telecommunications (BelGIE)
Kirov str, 33-2n, 220030 Minsk, Republic of Belarus
Tel: +375 17 208-9999; +375 17 208-9966
E-mail: belgie@belgie.by
Website: <https://belgie.by/en/>

IARU member society Belarusian Federation of Radioamateurs and Radiosportsmen (BFRR)
P. O. Box 469, 220050 Minsk, Republic of Belarus
Street address: ul. Ignatenko, 7, 220035 Minsk, Republic of Belarus
Tel: +375 29 210-7202 <EW2A>
E-mail: info@bfr.net; oo.bfrr@mail.ru <EW2A>
Website: <http://bfr.net>

Implementation **CEPT Licence**
T/R 61-01 implemented, but Belarus removed from the List of CEPT Countries (T/R 61-01, Annex 2)
T/R 61-02 / HAREC implemented, but Belarus removed from the List of CEPT Countries (T/R 61-02, Annex 2)

CEPT Novice Licence
ECC/REC/(05)06 implemented, but Belarus removed from the List of CEPT Countries (ECC/REC/(05)06, Annex 2)
ERC Report 32 applied

Short-term without guest licence Yes

Yes

Short-term call sign prefix EW/

EW/

Long-term with guest licence Yes
Application:
https://belgie.by/_files/_doc/10_16_1_f.docx
to:
BelGIE (see above)

Yes
Application:
https://belgie.by/_files/_doc/10_16_1_f.docx
to:
BelGIE (see above)

Extensions

Equivalent national class CEPT Licence with CW examination (12 wpm): Class A
CEPT Licence without CW examination: Class B

Class C

Band	Frequency Range	Power (PEP)	Bandwidth/ Modes ¹	Frequency Range	Power (PEP)	Bandwidth/ Modes ¹
2200 m	135.700 – 137.800 kHz	100 W	CW			
630 m	1.810 – 1.830 MHz	10 W	CW	1.830 – 1.838 MHz	5 W	CW
160 m	1.830 – 1.838 MHz	500/100 W ²	CW	1.838 – 1.840 MHz	5 W	CW
	1.838 – 1.840 MHz	500/100 W ²	digital	1.840 – 2.000 MHz	5 W	digital
	1.840 – 1.843 MHz	500/100 W ²	CW, SSB, digital			
	1.843 – 1.850 MHz	500/100 W ²	CW, SSB			
	1.850 – 2.000 MHz	10 W	CW, SSB			
80 m	3.500 – 3.580 MHz	500/100 W ²	CW	3.510 – 3.580 MHz	25 W	CW
	3.580 – 3.590 MHz	500/100 W ²	CW, digital	3.580 – 3.590 MHz	25 W	CW, digital
	3.590 – 3.600 MHz	500/100 W ²	digital	3.590 – 3.600 MHz	25 W	digital
	3.600 – 3.650 MHz	500/100 W ²	CW, SSB, digital	3.600 – 3.650 MHz	25 W	CW, SSB, digital
	3.650 – 3.730 MHz	500/100 W ²	CW, SSB	3.650 – 3.700 MHz	25 W	CW, SSB
	3.730 – 3.740 MHz	500/100 W ²	CW, SSB, SSTV, FAX			
	3.740 – 3.800 MHz	500/100 W ²	CW, SSB			
60 m ³	5.3515 – 5.3665 MHz	50 W	CW, SSB, digital			
40 m	7.000 – 7.035 MHz	500/100 W ²	CW	7.000 – 7.035 MHz	25 W	CW
	7.035 – 7.040 MHz	500/100 W ²	CW, digital, SSTV	7.035 – 7.040 MHz	25 W	CW, digital, SSTV
	7.040 – 7.045 MHz	500/100 W ²	CW, SSB, digital, SSTV	7.040 – 7.045 MHz	25 W	CW, SSB, digital, SSTV
	7.045 – 7.200 MHz	500/100 W ²	CW, SSB	7.045 – 7.100 MHz	25 W	CW, SSB
30 m ³	10.100 – 10.140 MHz	500 W	CW			
	10.140 – 10.150 MHz	500 W	CW, digital			
20 m	14.000 – 14.070 MHz	500/100 W ²	CW			
	14.070 – 14.099 MHz	500/100 W ²	CW, digital			
	14.099 – 14.101 MHz ⁴	500/100 W ²				
	14.101 – 14.112 MHz	500/100 W ²	CW, SSB, digital			
	14.112 – 14.225 MHz	500/100 W ²	CW, SSB			
	14.225 – 14.235 MHz	500/100 W ²	CW, SSB, SSTV, FAX			

17 m ³	14.235 – 14.350 MHz	500/100 W ²	CW, SSB			
	18.068 – 18.095 MHz	500 W	CW			
	18.095 – 18.109 MHz	500 W	CW, digital			
	18.109 – 18.111 MHz ⁴	500 W				
	18.111 – 18.120 MHz	500 W	CW, SSB, digital			
15 m	18.120 – 18.168 MHz	500 W	CW, SSB			
	21.000 – 21.070 MHz	500/100 W ²	CW	21.025 – 21.070 MHz	25 W	CW
	21.070 – 21.120 MHz	500/100 W ²	CW, digital	21.070 – 21.120 MHz	25 W	CW, digital
	21.120 – 21.149 MHz	500/100 W ²	CW	21.120 – 21.149 MHz	25 W	CW
	21.149 – 21.151 MHz ⁴	500/100 W ²		21.149 – 21.151 MHz ⁴	25 W	
	21.151 – 21.335 MHz	500/100 W ²	CW, SSB	21.151 – 21.335 MHz	25 W	CW, SSB
	21.335 – 21.345 MHz	500/100 W ²	CW, SSB, SSTV, FAX	21.335 – 21.345 MHz	25 W	CW, SSB, SSTV, FAX
12 m ³	21.345 – 21.450 MHz	500/100 W ²	CW, SSB	21.345 – 21.450 MHz	25 W	CW, SSB
	24.890 – 24.920 MHz	500 W	CW			
	24.920 – 24.929 MHz	500 W	CW, digital			
	24.929 – 24.931 MHz ⁴					
	24.931 – 24.940 MHz	500 W	CW, SSB, digital			
10 m	24.940 – 24.990 MHz	500 W	CW, SSB			
	28.000 – 28.070 MHz	500/100 W ²	CW	28.000 – 28.070 MHz	25 W	CW
	28.070 – 28.199 MHz	500/100 W ²	CW, digital	28.070 – 28.150 MHz	25 W	CW, digital
	28.199 – 28.201 MHz ⁴	500/100 W ²		28.199 – 28.201 MHz ⁴	25 W	
	28.201 – 28.225 MHz ⁴	500/100 W ²		28.201 – 28.225 MHz ⁴	25 W	
	28.225 – 28.675 MHz	500/100 W ²	CW, SSB	28.225 – 28.675 MHz	25 W	CW, SSB
	28.675 – 28.685 MHz	500/100 W ²	CW, SSB, SSTV, FAX	28.675 – 28.685 MHz	25 W	CW, SSB, SSTV, FAX
	28.685 – 29.200 MHz	500/100 W ²	CW, SSB, AM	28.685 – 29.200 MHz	25 W	CW, SSB, AM
	29.200 – 29.300 MHz	500/100 W ²	any	29.200 – 29.300 MHz	25 W	any
	29.300 – 29.510 MHz ⁵	500/100 W ²		29.300 – 29.510 MHz ⁵	25 W	
29.510 – 29.700 MHz	500/100 W ²	CW, SSB, FM	29.510 – 29.700 MHz	25 W	CW, SSB, FM	
6 m						
4 m						
2 m						
70 cm	144.000 – 144.025 MHz ⁶	100/50 W ⁷	CW, digital	144.000 – 144.025 MHz ⁶	10 W	CW, digital
	144.025 – 144.100 MHz	100/50 W ⁷	CW, digital	144.025 – 144.100 MHz	10 W	CW, digital
	144.100 – 144.150 MHz ⁸	100/50 W ⁷	CW, digital	144.100 – 144.150 MHz ⁸	10 W	CW, digital
	144.150 – 144.165 MHz ⁶	100/50 W ⁷	CW, SSB	144.150 – 144.165 MHz ⁶	10 W	CW, SSB
	144.165 – 144.395 MHz	100/50 W ⁷	CW, SSB, digital	144.165 – 144.395 MHz	10 W	CW, SSB, digital
	144.395 – 144.405 MHz ⁸	100/50 W ⁷	SSB	144.395 – 144.405 MHz ⁸	10 W	SSB
	144.405 – 144.490 MHz ⁴	100/50 W ⁷		144.405 – 144.490 MHz ⁴	10 W	
	144.490 – 144.500 MHz	100/50 W ⁷	CWE, SSB, digital	144.490 – 144.500 MHz	10 W	CW, SSB, digital
	144.500 – 144.806 MHz	100/50 W ⁷	CW, FM, digital, SSTV	144.500 – 144.806 MHz	10 W	CW, FM, digital, SSTV
	144.806 – 144.845 MHz	100/50 W ⁷	CW, SSB	144.806 – 144.845 MHz	10 W	CW, SSB
	144.845 – 144.990 MHz ⁴	100/50 W ⁷		144.845 – 144.990 MHz ⁴	10 W	
	144.990 – 145.200 MHz ⁹	100/50 W ⁷	FM	144.990 – 145.200 MHz ⁹	10 W	FM
	145.200 – 145.600 MHz	100/50 W ⁷	FM	145.200 – 145.600 MHz	10 W	FM
	145.600 – 145.800 MHz ⁹	100/50 W ⁷	FM	145.600 – 145.800 MHz ⁹	10 W	FM
	145.800 – 146.000 MHz ⁵	100/50 W ⁷	CW, FM, digital	145.800 – 146.000 MHz ⁵	10 W	CW, FM, digital
	430.000 – 431.050 MHz	50/25 W ¹⁰	any	430.000 – 431.050 MHz	10 W	any
	431.050 – 431.825 MHz ⁹	50/25 W ¹⁰	FM	431.050 – 431.825 MHz ⁹	10 W	FM
	431.825 – 432.000 MHz	50/25 W ¹⁰	any	431.825 – 432.000 MHz	10 W	any
	432.000 – 432.025 MHz ⁶	50/25 W ¹⁰		432.000 – 432.025 MHz ⁶	10 W	
	432.025 – 432.100 MHz	50/25 W ¹⁰	CW, digital	432.025 – 432.100 MHz	10 W	CW, digital
432.100 – 432.400 MHz	50/25 W ¹⁰	CW, SSB, digital	432.100 – 432.400 MHz	10 W	CW, SSB, digital	
432.400 – 432.500 MHz ⁴	50/25 W ¹⁰		432.400 – 432.500 MHz ⁴	10 W		
432.500 – 433.000 MHz	50/25 W ¹⁰	any	432.500 – 433.000 MHz	10 W	any	
433.000 – 433.400 MHz ⁹	50/25 W ¹⁰	FM	433.000 – 433.400 MHz ⁹	10 W	FM	
433.400 – 433.600 MHz	50/25 W ¹⁰	FM, SSTV	433.400 – 433.600 MHz	10 W	FM, SSTV	
433.600 – 434.600 MHz	50/25 W ¹⁰	any	433.600 – 434.600 MHz	10 W	any	
434.600 – 435.000 MHz ⁹	50/25 W ¹⁰	FM	434.600 – 435.000 MHz ⁹	10 W	FM	
435.000 – 438.000 MHz ⁵	50/25 W ¹⁰		435.000 – 438.000 MHz ⁵	10 W		
438.000 – 438.650 MHz	50/25 W ¹⁰	any	438.000 – 438.650 MHz	10 W	any	
438.650 – 439.425 MHz ⁹	50/25 W ¹⁰	FM	438.650 – 439.425 MHz ⁹	10 W	FM	
439.425 – 440.000 MHz	50/25 W ¹⁰	any	439.425 – 440.000 MHz	10 W	any	
23 cm	1.240 – 1.260 GHz	50/25 W ¹⁰	CW, SSB, FM, digital	1.240 – 1.260 GHz	10 W	CW, SSB, FM, digital
	1.260 – 1.270 GHz ⁵	50/25 W ¹⁰	CW, FM, digital	1.260 – 1.270 GHz ⁵	10 W	CW, FM, digital
	1.270 – 1.291 GHz	50/25 W ¹⁰	CW, SSB, FM, digital	1.270 – 1.291 GHz	10 W	CW, SSB, FM, digital

13 cm	1.291 – 1.2915 GHz ⁹	50/25 W ¹⁰	FM	1.291 – 1.2915 GHz ⁹	10 W	FM
	1.2915 – 1.296 GHz	50/25 W ¹⁰	CW, SSB, FM, digital	1.2915 – 1.296 GHz	10 W	CW, SSB, FM, digital
	1.296 – 1.29615 GHz ⁶	50/25 W ¹⁰	CW, FM, digital	1.296 – 1.29615 GHz ⁶	10 W	CW, FM, digital
	1.29615 – 1.2968 GHz	50/25 W ¹⁰	CW, SSB, FM, digital, SSTV	1.29615 – 1.2968 GHz	10 W	CW, SSB, FM, digital, SSTV
	1.2968 – 1.297 GHz	50/25 W ¹⁰	CW, digital	1.2968 – 1.297 GHz	10 W	CW, digital
	1.297 – 1.2975 GHz ⁹	50/25 W ¹⁰	FM	1.297 – 1.2975 GHz ⁹	10 W	FM
	1.2975 – 1.300 GHz	50/25 W ¹⁰	FM, digital	1.2975 – 1.300 GHz	10 W	FM, digital
	2.300 – 2.320 GHz	50/25 W ¹⁰	CW, SSB, FM, digital	2.300 – 2.320 GHz	10 W	CW, SSB, FM, digital
	2.320 – 2.32015 GHz ⁶	50/25 W ¹⁰	CW	2.320 – 2.32015 GHz ⁶	10 W	CW
	2.32015 – 2.400 GHz	50/25 W ¹⁰	CW, SSB, FM, digital	2.32015 – 2.400 GHz	10 W	CW, SSB, FM, digital
9 cm	2.400 – 2.450 GHz ⁵	50/25 W ¹⁰	CW, FM, digital	2.400 – 2.450 GHz ⁵	10 W	CW, FM, digital
6 cm	5.650 – 5.670 GHz ⁵	50/25 W ¹⁰	CW, FM, digital	5.650 – 5.670 GHz ⁵	10 W	CW, FM, digital
	5.670 – 5.725 GHz	50/25 W ¹⁰	CW, digital	5.670 – 5.725 GHz	10 W	CW, digital
	5.725 – 5.760 GHz	50/25 W ¹⁰	digital	5.725 – 5.760 GHz	10 W	digital
	5.760 – 5.762 GHz ⁶	50/25 W ¹⁰	CW, digital	5.760 – 5.762 GHz ⁶	10 W	CW, digital
	5.762 – 5.830 GHz	50/25 W ¹⁰	digital	5.762 – 5.830 GHz	10 W	digital
	5.830 – 5.850 GHz ⁵	50/25 W ¹⁰	CW, FM, digital	5.830 – 5.850 GHz ⁵	10 W	CW, FM, digital
3 cm	10.000 – 10.150 GHz	50/25 W ¹⁰	CW, digital	10.000 – 10.150 GHz	10 W	CW, digital
	10.150 – 10.368 GHz	50/25 W ¹⁰	CW, SSB, FM	10.150 – 10.368 GHz	10 W	CW, SSB, FM
	10.368 – 10.370 GHz ⁶	50/25 W ¹⁰	CW, digital	10.368 – 10.370 GHz ⁶	10 W	CW, digital
	10.370 – 10.450 GHz	50/25 W ¹⁰	CW, SSB, FM	10.370 – 10.450 GHz	10 W	CW, SSB, FM
	10.450 – 10.500 GHz ⁵	50/25 W ¹⁰	CW, FM, digital	10.450 – 10.500 GHz ⁵	10 W	CW, FM, digital
1.2 cm	24.000 – 24.050 GHz ^{5,6}	50/25 W ¹⁰	CW, SSB (Sat), digital	24.000 – 24.050 GHz ^{5,6}	10 W	CW, SSB (Sat), digital
	24.050 – 24.250 GHz	50/25 W ¹⁰	CW, SSB, FM, digital	24.050 – 24.250 GHz	10 W	CW, SSB, FM, digital
6 mm	47.000 – 47.002 GHz ⁶	50/25 W ¹⁰	CW, digital	47.000 – 47.002 GHz ⁶	10 W	CW, digital
	47.002 – 47.200 GHz ⁵	50/25 W ¹⁰	CW, SSB, FM, digital	47.002 – 47.200 GHz ⁵	10 W	CW, SSB, FM, digital
4 mm	76.000 – 81.500 GHz ⁵	50/25 W ¹⁰	CW, SSB, digital	76.000 – 81.500 GHz ⁵	10 W	CW, SSB, digital
2.5 mm	122.250 – 122.251 GHz ⁶	50/25 W ¹⁰	CW, digital	122.250 – 122.251 GHz ⁶	10 W	CW, digital
	122.251 – 123.000 GHz ⁵	50/25 W ¹⁰	CW, SSB, FM, digital	122.251 – 123.000 GHz ⁵	10 W	CW, SSB, FM, digital
2 mm	134.000 – 134.001 GHz ⁶	50/25 W ¹⁰	CW, digital	134.000 – 134.001 GHz ⁶	10 W	CW, digital
	134.001 – 141.000 GHz ⁵	50/25 W ¹⁰	CW, SSB, FM, digital	134.001 – 141.000 GHz ⁵	10 W	CW, SSB, FM, digital
1.2 mm	241.000 – 248.000 GHz ⁵	50/25 W ¹⁰	CW, SSB, FM, digital	241.000 – 248.000 GHz ⁵	10 W	CW, SSB, FM, digital
	248.000 – 248.001 GHz ⁶	50/25 W ¹⁰	CW, digital	248.000 – 248.001 GHz ⁶	10 W	CW, digital
	248.001 – 250.000 GHz ⁵	50/25 W ¹⁰	CW, SSB, FM, digital	248.001 – 250.000 GHz ⁵	10 W	CW, SSB, FM, digital

Notes

- ¹ Modes according to the IARU Region 1 band plan (please refer to the list at the end of this document)
- ² 500 W PEP for CEPT Licence with CW examination (12 wpm), 100 W PEP for CEPT Licence without CW examination
- ³ Only for CEPT Licence with CW examination (12 wpm)
- ⁴ Beacon stations, reception only
- ⁵ Satellite communication
- ⁶ EME communication
- ⁷ 100 W PEP for CEPT Licence with CW examination (12 wpm), 50 W PEP for CEPT Licence without CW examination
- ⁸ MS communication
- ⁹ Repeater stations
- ¹⁰ 50 W PEP for CEPT Licence with CW examination (12 wpm), 25 W PEP for CEPT Licence without CW examination

Info

State Commission for Radio Frequencies under the Security Council of the Republic of Belarus: *Perechen' polos radiochastot i usloviya ikh ispol'zovaniya radiostantsiyami lyubitel'skoy i sputnikovoy radiosluzhb v KV diapazone*. https://bfrf.net/download/Решение №19К_11 от 14 октября 2011г..pdf (current as of 2011-10-14)

—: *O vnesenii dopolnena v reshenie ot 14 maya 2009 g. № 02K/09*. <https://bfrf.net/download/03-D0A0D0B5D188D0B5D0BDD0B8D0B5-30D09A-16-D0BED182-2016D0B3.pdf> (current as of 2016-07-19)

—: *O vydelenii polos radiochastot dlya radioelektronnykh sredstv lyubitel'skoy i lyubitel'skoy sputnikovoy radiosluzhb*. https://www.belgie.by/upload/files/pdf/reshenie_02k_09.pdf (current as of 2024-06-28)

Belorusskaya Federaciya Radiolyubiteley i Radiosportsmenov (BFRR): *Tablica raspredeleniya polos radiochastot mezhdu radiosluzhbami Respubliki Belarus*. <https://bfrr.net/download/fileb553b35157e89276.PDF> (current as of 2016-08-09)

—: *Perechen' polos radiochastot i usloviya ikh ispol'zovaniya radiostantsiyami lyubitel'skoy i sputnikovoy radiosluzhb v Respublike Belarus' KV diapazone s uchetom Rekomendatsiy IARU*. <https://bfrr.net/download/plan.pdf> (current as of 2020-10-29)

Republican Unitary Enterprise for Supervision on Telecommunications (BelGIE): *Vydacha razrezheniya na pravo ispol'zovaniya radiochastotnogo spektra pri ekspluatatsii radiospektronnogo sredstva grazhdanskogo nazncheniya lyubitel'skoj i lyubitel'skoj sputnikovoj radiosluzhby*. https://belgie.by/ru/ap/ap_fil/10_16_1/index.php?sphrase_id=8914 (current as of 2025-01-03)



Belgium

	Full	Novice
Short-term w/o guest licence	x	x
Long-term with guest licence	x	x

Licensing authority Belgisch Instituut voor postdiensten en telecommunicatie (BIPT)/Institut Belge des Services Postaux et des Télécommunications (IBPT)/Belgian Institute for Postal Services and Telecommunications
Koning Albert II-laan 32 bus 10, B-1000 Brussel, Belgium
Tel: +32 2 226-8888, +32 2 226-8849 <radio amateurs department>
Fax: +32 2 226-8877
E-mail: info@ibpt.be, ram@bipt.be <radio amateurs department>
Website: https://www.bipt.be, https://www.ibpt.be

IARU member society Koninklijke Unie van de Belgische Zendamateurs/Union royale belge des amateurs-emetteurs/Königliche Union der Belgischen Funkamateure (UBA)
Street address: Rue de la Presse 4, B-1000 Brussels, Belgium
Tel: +32 51 686225 <ON7TK>
E-mail: on7tk@uba.be
Website: https://www.uba.be

Implementation **CEPT Licence**
T/R 61-01 implemented
T/R 61-02 / HAREC implemented

CEPT Novice Licence
ECC/REC/(05)06 implemented
ERC Report 32 applied

Short-term without guest licence Yes

Yes

Short-term call sign prefix ON/

ON/

Long-term with guest licence Yes
Application:
<https://www.bipt.be/consumers/publication/ram-application-form>
to:
BIPT/IBPT (see above)

Yes
Application:
<https://www.bipt.be/consumers/publication/ram-application-form>
to:
BIPT/IBPT (see above)

Long-term call sign prefix ON1, 4-9

ON2

Extensions /M, /MM, /P (optional)

/M, /MM, /P (optional)

Equivalent national class Class A

Class B

Band	Frequency Range	Power (PEP)	Bandwidth/ Modes	Frequency Range	Power (PEP)	Bandwidth/ Modes
2200 m	135.700 – 137.800 kHz	1 W ERP	any			
630 m	472.000 – 479.000 kHz	5 W EIRP	any			
	501.000 – 504.000 kHz	5 W EIRP	100 Hz ¹			
160 m	1.810 – 1.850 MHz	1.5 kW	any	1.810 – 2.000 MHz	100 W	any ²
	1.850 – 2.000 MHz	150 W	any			
80 m	3.500 – 3.800 MHz	1.5 kW	any	3.500 – 3.800 MHz	100 W	any ²
60 m	5.3515 – 5.3665 MHz	15 W EIRP ³	any			
40 m	7.000 – 7.200 MHz	1.5 kW	any	7.000 – 7.200 MHz	100 W	any ²
30 m	10.100 – 10.150 MHz	1.5 kW	any	10.100 – 10.150 MHz	100 W	any ²
20 m	14.000 – 14.350 MHz	1.5 kW	any	14.000 – 14.350 MHz	100 W	any ²
17 m	18.068 – 18.168 MHz	1.5 kW	any	18.068 – 18.168 MHz	100 W	any ²
15 m	21.000 – 21.450 MHz	1.5 kW	any	21.000 – 21.450 MHz	100 W	any ²
12 m	24.890 – 24.990 MHz	1.5 kW	any	24.890 – 24.990 MHz	100 W	any ²
10 m	28.000 – 29.700 MHz	1.5 kW	any	28.000 – 29.700 MHz	100 W	any ²
8 m ⁴	40.660 – 40.690 MHz	5 W ERP	A1A, F3E, J2D, J2B, J3E			
6 m	50.000 – 52.000 MHz	200 W	any	50.000 – 52.000 MHz	100 W	any ²
4 m	69.950 MHz	10 W EIRP	10 kHz			
	70.1125 – 70.4125 MHz	50 W	any			
2 m	144.000 – 146.000 MHz	1.5 kW	any	144.000 – 146.000 MHz	50 W	any ²
70 cm	430.000 – 433.050 MHz	1.5 kW	any	430.000 – 440.000 MHz	50 W	any ²
	433.050 – 434.790 MHz	200 W ⁵	any			
	434.790 – 440.000 MHz	1.5 kW	any			
23 cm	1.240 – 1.270 GHz	200 W	any			
	1.270 – 1.300 GHz	200 W ⁶	any			
13 cm	2.300 – 2.450 GHz	200 W	any			
9 cm						
6 cm	5.650 – 5.850 GHz	200 W	any			
3 cm	10.000 – 10.500 GHz	200 W	any			
1.2 cm	24.000 – 24.250 GHz	200 W	any			
6 mm	47.000 – 47.200 GHz	200 W	any			

4 mm	75.500 – 81.000 GHz	200 W	any
2.5 mm	122.250 – 123.000 GHz	200 W	any
2 mm	142.000 – 149.000 GHz	200 W	any
1.2 mm	241.000 – 250.000 GHz	200 W	any

Notes

- ¹ A1A
- ² Any mode except ATV, DATV
- ³ Error in amateur radio regulations (BIPT): 15 W ERP
- ⁴ Special permission required (for Belgian licence holders only)
- ⁵ ATV, DATV: 200 W EIRP
- ⁶ ATV, DATV: 20 W ERP

Info

Belgisch Instituut voor Postdiensten en Telecommunicatie (BIPT): *Besluit van de Raad van het BIPT van 24 Mei 2019 betreffende de frequenties, vermogens en transmissiemodi die mogen worden gebruikt door de radioamateurs.*

https://bipt.be/file/cc73d96153bbd5448a56f19d925d05b1379c7f21/ba05ea9d3611d44667462d979daa834bca246b0c/2019-05-24_RAM-besluit.pdf (current as of 2019-05-24)

—: *Frequentieplan.* <https://bipt.be/consumenten/frequentieplan> (current as of 2024-11-15)

Unie van de Belgische Zendamateurs (UBA): *Frequenties/vermogens.* <https://www.uba.be/nl/info/frequentie-vermogens> (current as of 2024-11-15)

—: *Fréquences/Puissances.* <https://www.uba.be/fr/info/frequences-puissances> (current as of 2024-11-15)

—: *Rules and Regulations.* <https://www.uba.be/en/visiting-belgium/rules-and-regulations> (current as of 2024-11-15)

—: *40 MHz Band in Belgium.* <https://www.uba.be/en/news/40-mhz-band-belgium-0> (current as of 2023-08-29)



Bosnia and Herzegovina

	Full	Novice
Short-term		
w/o guest licence	x	x
Long-term		
with guest licence	x	x

Licensing authority Regulatorna agencija za komunikacije (RAK)
Street address: Mehmeda Spahe 1, 71000 Sarajevo, Bosnia and Herzegovina
Tel: +387 33 250-600
E-mail: info@rak.ba
Website: https://www.rak.ba/en

IARU member society Asocijacija Radioamatera u Bosni i Hercegovine (ARABiH)
P. O. Box 61, 71001 Sarajevo, Bosnia and Herzegovina
Street address: Dervisa Numica 6, Sarajevo, Bosnia and Herzegovina
Tel: +387 62 196 322
E-mail: office@arabih.ba
Website: https://arabih.ba

Implementation **CEPT Licence**
T/R 61-01 implemented
T/R 61-02 / HAREC implemented according to national amateur radio regulations, but Bosnia and Herzegovina not included in the List of CEPT Countries (T/R 61-02, Annex 2)

CEPT Novice Licence
ECC/REC/(05)06 implemented
ERC Report 32 applied

Short-term without guest licence Yes

Yes

Short-term call sign prefix E7/

E7/

Long-term with guest licence Yes
Application:
<https://docs.rak.ba/documents/6120a0b2-5c2c-41f9-9964-acdb296da490.doc>
to:
Regulatorna agencija za komunikacije
Regionalni sektor Banja Luka
Jevrejska 99, 78000 Banja Luka
Bosnia and Herzegovina

Yes
Application:
<https://docs.rak.ba/documents/6120a0b2-5c2c-41f9-9964-acdb296da490.doc>
to:
Regulatorna agencija za komunikacije
Regionalni sektor Banja Luka
Jevrejska 99, 78000 Banja Luka
Bosnia and Herzegovina

Extensions

Equivalent national class Class CEPT

Class N (Novice)

Band	Frequency Range	Power (PEP)	Bandwidth/ Modes	Frequency Range	Power (PEP)	Bandwidth/ Modes
2200 m	135.700 – 137.800 kHz	1 W EIRP	CW			
630 m	472.000 – 479.000 kHz	1 W EIRP	CW			
160 m	1.810 – 1.830 MHz	1.5 kW	CW			
	1.830 – 2.000 MHz	1.5 kW	any			
80 m	3.500 – 3.800 MHz	1.5 kW	any			
60 m	5.3515 – 5.3665 MHz	15 W EIRP	any			
40 m	7.000 – 7.200 MHz	1.5 kW	any			
30 m	10.100 – 10.150 MHz	1.5 kW	CW			
20 m	14.000 – 14.350 MHz	1.5 kW	any			
17 m	18.068 – 18.168 MHz	1.5 kW	any			
15 m	21.000 – 21.450 MHz	1.5 kW	any			
12 m	24.890 – 24.990 MHz	1.5 kW	any			
10 m	28.000 – 29.700 MHz	1.5 kW	any			
6 m	50.000 – 52.000 MHz	1.5 kW	CW, SSB			
4 m	68.000 – 74.800 MHz	1.5 kW	any			
2 m	144.000 – 146.000 MHz	1.5 kW	any	144.500 – 146.000 MHz	150 W	any
70 cm	430.000 – 440.000 MHz	1.5 kW	any	432.500 – 434.825 MHz	150 W	any
23 cm	1.240 – 1.300 GHz	1.5 kW	any	1.286 – 1.286987 GHz	150 W	any
13 cm	2.300 – 2.450 GHz	1.5 kW	any			
9 cm	3.400 – 3.600 GHz	1.5 kW	any			
6 cm	5.650 – 5.850 GHz	1.5 kW	any			
3 cm	10.000 – 10.500 GHz	1.5 kW	any			
1.2 cm	24.000 – 24.250 GHz	1.5 kW	any			
6 mm	47.000 – 47.200 GHz	1.5 kW	any			
4 mm	75.500 – 84.000 GHz	1.5 kW	any			
2.5 mm	122.250 – 123.000 GHz	1.5 kW	any			
2 mm	134.000 – 141.000 GHz	1.5 kW	any			
1.2 mm	241.000 – 250.000 GHz	1.5 kW	any			

Info

Regulatorna agencija za komunikacije (RAK): *Pravilo 86/2018. Plan namjene i korištenja radiofrekvencijskog spektra u Bosni i Hercegovini.* <https://docs.rak.ba/documents/9e6e7c0e-4581-4f7c-8a84-8d8fb2f66092.pdf> (current as of 2018-06-20)

—: *Pravilo 92/2020 o radioamatorskoj službi.* <https://docs.rak.ba/articles/d3e27bf7-6afd-4abd-b262-6d8d8a36353e.pdf> (current as of 2020-12-22)

—: *Pravilo o dopunama pravila 92/2020 o radioamatorskoj službi.* <http://www.sluzbenilist.ba/page/akt/8aDfGyNvu5k=> (current as of 2022-06-24)



Bulgaria

	Full	Novice
Short-term w/o guest licence	x	-
Long-term with guest licence	x	-

Licensing authority
 Communications Regulation Commission (CRC)
 Street address: 6 General Yosif V. Gurko Str., Sofia 1000, Bulgaria
 Tel: +359 (0)2 949-2761, -2723
 Fax: +359 (0)2 987-0695
 E-mail: info@crc.bg, https://crc.bg/en/contacts/contact-us
 Website: https://crc.bg/en

IARU member society
 Bulgarska Federacija na Radioljubitelite/Bulgarian Federation of Radio Amateurs (BFRA)
 P. O. Box 830, BG-1000 Sofia, Bulgaria
 Street address: Complex Lagera, Block 5, 1612 Sofia, Bulgaria
 Tel: +359 898 312372 <LZ1US>
 E-mail: us@bfra.bg
 Website: http://www.bfra.org

Implementation
CEPT Licence
 T/R 61-01 implemented
 T/R 61-02 / HAREC implemented
CEPT Novice Licence
 ECC/REC/(05)06 not implemented
 ERC Report 32 not applied

Short-term without guest licence Yes No

Short-term call sign prefix LZ/

Long-term with guest licence Yes No
 Info:
<https://crc.bg/en/rubrics/474/information-about-radio-amateurs>
 Application:
https://crc.bg/files/URChS/Radioamateur/Zaiavlenie_radio_lub_2019&1.pdf
 to:
 CRC (see above)

Extensions /AM, /M, /MM, /P (optional)

Equivalent national class Class 1

Band	Frequency Range	Power (PEP) ¹	Bandwidth/ Modes ²
2200 m	135.700 – 137.800 kHz	1 W EIRP	A1A
630 m	472.000 – 479.000 kHz	1 W EIRP	A1A
160 m	1.810 – 1.850 MHz	100 W	A1A, J3E
	1.850 – 2.000 MHz	10 W	A1A, J3E
80 m	3.500 – 3.800 MHz	350 W	any
	5.250 – 5.3515 MHz	100 W	any
60 m	5.3515 – 5.3665 MHz	15 W EIRP	any
	5.3665 – 5.450 MHz	100 W	any
40 m	7.000 – 7.200 MHz	350 W	any
30 m	10.100 – 10.150 MHz	350 W	A1A, J2A, J2B, J2C, J2D
			any
20 m	14.000 – 14.350 MHz	350 W	any
17 m	18.068 – 18.168 MHz	350 W	any
15 m	21.000 – 21.450 MHz	350 W	any
12 m	24.890 – 24.990 MHz	350 W	any
10 m	28.000 – 29.700 MHz	350 W	any
6 m	50.000 – 50.9625 MHz	100 W	any
	51.5125 – 51.5375 MHz ³	100 W	any
4 m	70.000 – 70.500 MHz	50 W	A1A, A1B, A1C, A1D, J3C, J3E, J3F
			any
2 m	144.000 – 146.000 MHz	150 W	any
70 cm	430.000 – 440.000 MHz	100 W	any
23 cm	1.240 – 1.300 GHz	50 W	any
13 cm	2.300 – 2.450 GHz	5 W	any
9 cm	3.400 – 3.500 GHz	5 W	any
6 cm	5.650 – 5.850 GHz	5 W	any
3 cm	10.000 – 10.500 GHz	1 W	any
1.2 cm	24.000 – 24.250 GHz	1 W	any
6 mm	47.000 – 47.200 GHz	1 W	any
4 mm	75.500 – 81.500 GHz	1 W	any
2.5 mm	122.250 – 123.000 GHz	1 W	any

2 mm	134.000 – 141.000 GHz	1 W any
1.2 mm	241.000 – 250.000 GHz	1 W any

Notes

- ¹ 1.81 MHz–1.3 GHz: maximum power 50 W PEP during mobile operation, 10 W PEP during portable operation
- ² Modes according to the IARU Region 1 band plan (please refer to the list at the end of this document)
- ³ No mobile or portable operation permitted

Info

Communications Regulation Commission (CRC): *Tehnicheski iziskvaniya za osashtestvyavane na elektronni saobshteniya chrez radiosorazheniya ot lyubitelska radiosluzhba*. https://crc.bg/files/_en/Techicheski_iziskvania_radiolub_2019-01-18_30.01.2019_EN.pdf (current as of 2019-01-30)

—: *Pravila za izpolzvane na radiochestoten spektar za radiosorazheniya ot lyubitelska radiosluzhba*. https://crc.bg/files/Pravna/20220510_Pravila_radiolubiteli.pdf (current as of 2022-05-10)

—: *National Plan for Radio Frequency Spectrum Allocation*. https://crc.bg/files/URChS/RChS/FrequencyPlan2023_EN.pdf (current as of 2023-08-09)

—: *Information about radio amateurs. Radio amateur regulations for visitors in the Republic of Bulgaria*. <https://crc.bg/en/rubrics/474/information-about-radio-amateurs> (current as of 2024-11-15)



*Canada

	Full	Novice
Short-term		
w/o guest licence	x	x
Long-term		
with guest licence	x	x

Licensing authority
 Innovation, Science and Economic Development (ISED) Canada
 Street address: C.D. Howe Building, 235 Queen St, Ottawa ON, K1A 0H5, Canada
 Amateur Radio Service Centre, 2 Queen St E, Sault Ste. Marie ON, P6A 1Y3, Canada
 Tel: +1 888 780-3333
 Fax: +1 705 941-4607
 E-mail: spectrumamateur-spectreamateur@ised-isde.gc.ca
<https://ised-isde.canada.ca/site/ised/en/contact-innovation-science-and-economic-development-online-form?num=249>
 Website: <https://ised-isde.canada.ca/site/ised/en>

IARU member society
 Radio Amateurs of Canada (RAC)
 Street address: 720 Belfast Road, Suite 217, Ottawa ON, K1G 0Z5, Canada
 Tel: +1 (613) 244-4367, +1 (877) 273-8304
 Fax: +1 (613) 244-4369
 E-mail: rachq@rac.ca
 Website: <http://www.rac.ca>

Implementation
CEPT Licence
 T/R 61-01 implemented
 T/R 61-02 not implemented

CEPT Novice Licence
 ECC/REC/(05)06 not implemented, but CEPT Novice Licence accepted without guest licence
 ERC Report 32 not applied

Short-term without guest licence
 Yes

Yes

Short-term call sign prefix

VE1/	Nova Scotia
VE2/	Quebec
VE3/	Ontario
VE4/	Manitoba
VE5/	Saskatchewan
VE6/	Alberta
VE7/	British Columbia
VE8/	Northwest Territories
VE9/	New Brunswick
VO1/	Newfoundland
VO2/	Labrador
VY1/	Yukon Territory
VY2/	Prince Edward Island
VYØ/	Nunavut Territory
CY9/	Saint Paul Island ¹
CYØ/	Sable Island ¹

VE1/	Nova Scotia
VE2/	Quebec
VE3/	Ontario
VE4/	Manitoba
VE5/	Saskatchewan
VE6/	Alberta
VE7/	British Columbia
VE8/	Northwest Territories
VE9/	New Brunswick
VO1/	Newfoundland
VO2/	Labrador
VY1/	Yukon Territory
VY2/	Prince Edward Island
VYØ/	Nunavut Territory
CY9/	Saint Paul Island ¹
CYØ/	Sable Island ¹

Long-term with guest licence
 Yes
 Application to:
 Amateur Radio Service Centre (see above)

Yes
 Application to:
 Amateur Radio Service Centre (see above)

Extensions
 /M, /P

/M, /P

Equivalent national class
 Amateur Radio Operator Certificate with Basic and Advanced Qualifications

Amateur Radio Operator Certificate with Basic Qualification

Band	Frequency Range	Power (PEP)	Bandwidth/ Modes	Frequency Range	Power (PEP)	Bandwidth/ Modes
2200 m	135.700 – 137.800 kHz	1 W EIRP	100 Hz			
630 m	472.000 – 479.000 kHz	5 W EIRP	1 kHz			
160 m	1.800 – 2.000 MHz	2.25 kW/750 W ²	6 kHz			
80 m	3.500 – 4.000 MHz	2.25 kW/750 W ²	6 kHz			
60 m	5.332 MHz	100 W ERP	2.8 kHz ³			
	5.348 MHz	100 W ERP	2.8 kHz ³			
	5.3515 – 5.3665 MHz	100 W ERP	2.8 kHz ³			
	5.373 MHz	100 W ERP	2.8 kHz ³			
	5.405 MHz	100 W ERP	2.8 kHz ³			
40 m	7.000 – 7.300 MHz	2.25 kW/750 W ²	6 kHz			
30 m	10.100 – 10.150 MHz	2.25 kW/750 W ²	1 kHz			
20 m	14.000 – 14.350 MHz	2.25 kW/750 W ²	6 kHz			
17 m	18.068 – 18.168 MHz	2.25 kW/750 W ²	6 kHz			
15 m	21.000 – 21.450 MHz	2.25 kW/750 W ²	6 kHz			
12 m	24.890 – 24.990 MHz	2.25 kW/750 W ²	6 kHz			
10 m	28.000 – 29.700 MHz	2.25 kW/750 W ²	20 kHz			
6 m	50.000 – 54.000 MHz	2.25 kW/750 W ²	30 kHz	50.000 – 54.000 MHz	560/190 W ⁴	30 kHz
4 m						
2 m	144.000 – 148.000 MHz	2.25 kW/750 W ²	30 kHz	144.000 – 148.000 MHz	560/190 W ⁴	30 kHz
1.25 m	219.000 – 220.000 MHz	2.25 kW/750 W ²	100 kHz	219.000 – 220.000 MHz	560/190 W ⁴	100 kHz
	222.000 – 225.000 MHz	2.25 kW/750 W ²	100 kHz	222.000 – 225.000 MHz	560/190 W ⁴	100 kHz

70 cm	430.000 – 450.000 MHz	2.25 kW/750 W ²	12 MHz	430.000 – 450.000 MHz	560/190 W ⁴	12 MHz
33 cm	902.000 – 928.000 MHz	2.25 kW/750 W ²	12 MHz	902.000 – 928.000 MHz	560/190 W ⁴	12 MHz
23 cm	1.240 – 1.300 GHz	2.25 kW/750 W ²	any	1.240 – 1.300 GHz	560/190 W ⁴	any
13 cm	2.300 – 2.450 GHz	2.25 kW/750 W ²	any	2.300 – 2.450 GHz	560/190 W ⁴	any
9 cm	3.300 – 3.500 GHz	2.25 kW/750 W ²	any	3.300 – 3.500 GHz	560/190 W ⁴	any
6 cm	5.650 – 5.925 GHz	2.25 kW/750 W ²	any	5.650 – 5.925 GHz	560/190 W ⁴	any
3 cm	10.000 – 10.500 GHz	2.25 kW/750 W ²	any	10.000 – 10.500 GHz	560/190 W ⁴	any
1.2 cm	24.000 – 24.250 GHz	2.25 kW/750 W ²	any	24.000 – 24.250 GHz	560/190 W ⁴	any
6 mm	47.000 – 47.200 GHz	2.25 kW/750 W ²	any	47.000 – 47.200 GHz	560/190 W ⁴	any
4 mm	76.000 – 81.500 GHz	2.25 kW/750 W ²	any	76.000 – 81.500 GHz	560/190 W ⁴	any
2.5 mm	122.250 – 123.000 GHz	2.25 kW/750 W ²	any	122.250 – 123.000 GHz	560/190 W ⁴	any
2 mm	134.000 – 141.000 GHz	2.25 kW/750 W ²	any	134.000 – 141.000 GHz	560/190 W ⁴	any
1.2 mm	241.000 – 250.000 GHz	2.25 kW/750 W ²	any	241.000 – 250.000 GHz	560/190 W ⁴	any

Notes

- ¹ Island included in the List of non-CEPT Countries (T/R 61-01, Annex 4), but guest licence and landing permission required
- ² 2.25 kW PEP for SSB, 750 W carrier power for all other modes
- ³ A1A, J2B, J2D, J3E only
- ⁴ 560 W PEP for SSB, 190 W carrier power for all other modes

Info

Innovation, Science and Economic Development Canada: *RIC-3 – Information on the Amateur Radio Service*. <https://ised-isde.canada.ca/site/spectrum-management-telecommunications/en/licences-and-certificates/radiocom-information-circulars-ric/ric-3-information-amateur-radio-service> (current as of 2022-03-21)

—: *RBR-4 – Standards for the Operation of Radio Stations in the Amateur Radio Service*. <https://ised-isde.canada.ca/site/spectrum-management-telecommunications/en/licences-and-certificates/regulations-reference-rbr/rbr-4-standards-operation-radio-stations-amateur-radio-service> (current as of 2022-07-27)



Cayman Islands

	Full	Novice
Short-term w/o guest licence	x	-
Long-term with guest licence	x	-

Licensing authority Utility Regulation and Competition Office of the Cayman Islands (OfReg)
 P. O. Box 10189, Grand Cayman, KY1-1002, Cayman Islands
 Street address: 11 Dr. Roy's Drive, 3rd Floor Monaco Towers II, George Town, KY1-1002, Cayman Islands
 Tel: +345 946-4282 <Spectrum Manager>
 Fax: +345 945-8284
 E-mail: licensing@ofreg.ky; <https://www.ofreg.ky/contact-us>
 Website: <https://www.ofreg.ky>

IARU member society Cayman Amateur Radio Society (CARS)
 P. O. Box 1029GT, Grand Cayman, KY1-1102, Cayman Islands
 Street address: #65 Pedro Castle Road, Savannah, Cayman Islands
 E-mail: club@caymanhams.org
 Website: <https://caymanhams.org>

Implementation **CEPT Licence** T/R 61-01 implemented
 T/R 61-01 not implemented **CEPT Novice Licence** ECC/REC/(05)06 not implemented
 ERC Report 32 not applied

Short-term without guest licence Yes No

Short-term call sign prefix ZF/

Long-term with guest licence Yes No
 Application:
<https://www.ofreg.ky/viewPDF/documents/2024-11-29-13-38-19-OfReg-Type-J-Visitor-v1.2.pdf>
 to:
 OfReg (see above)

Long-term call sign prefix ZF2

Extensions /AM, /M, /MM, /P

Equivalent national class Class A

Band	Frequency Range	Power (PEP)	Bandwidth/ Modes
2200 m			
630 m			
160 m	1.800 – 2.000 MHz	1.5 kW	3 kHz
80 m	3.500 – 4.000 MHz	1.5 kW	3 kHz
60 m	5.332 MHz	50 W ERP	2.8 kHz
	5.348 MHz	50 W ERP	2.8 kHz
	5.3515 – 5.3665 MHz	50 W ERP	2.8 kHz
	5.368 MHz	50 W ERP	2.8 kHz
	5.373 MHz	50 W ERP	2.8 kHz
	5.405 MHz	50 W ERP	2.8 kHz
40 m	7.000 – 7.300 MHz	1.5 kW	3 kHz
30 m	10.100 – 10.150 MHz	1.5 kW	3 kHz
20 m	14.000 – 14.350 MHz	1.5 kW	3 kHz
17 m	18.068 – 18.168 MHz	1.5 kW	3 kHz
15 m	21.000 – 21.450 MHz	1.5 kW	3 kHz
12 m	24.890 – 24.990 MHz	1.5 kW	3 kHz
10 m	28.000 – 29.700 MHz	1.5 kW	3 kHz
8 m	40.660 – 40.700 MHz	50 W	any
6 m	50.000 – 54.000 MHz	1.5 kW	any
4 m	69.900 – 70.300 MHz	50 W	any
2 m	144.000 – 148.000 MHz	1.5 kW	any
70 cm	420.000 – 440.000 MHz	1.5 kW	any
23 cm	1.240 – 1.300 GHz	1.5 kW	any
13 cm	2.300 – 2.450 GHz	1.5 kW	any
9 cm	3.300 – 3.500 GHz	1.5 kW	any
6 cm	5.650 – 5.925 GHz	1.5 kW	any
3 cm	10.000 – 10.500 GHz	1.5 kW	any
1.2 cm	24.000 – 24.250 GHz	1.5 kW	any
6 mm	47.000 – 47.200 GHz	1.5 kW	any
4 mm	76.000 – 81.000 GHz	1.5 kW	any
2.5 mm	122.250 – 123.000 GHz	1.5 kW	any
2 mm	134.000 – 141.000 GHz	1.5 kW	any

Info

Utility Regulation and Competition Office (OfReg): *The Information and Communication Technology Authority (Amateur Radio Licences) Regulations 2010*. <https://www.ofreg.ky/viewPDF/documents/2021-04-23-03-29-41-1417431360ICTA-AmateurRadioRegs.pdf> (current as of 2010-03-29)

—: *Cayman Islands Table of Frequency Allocations and Assignment*. <https://cdn.ofreg.ky/documents/Spectrum---Table-of-Frequency-Allocations-and-Assignments/2022-02-21-06-54-23-1623950647June2021SpectrumMap22.pdf> (current as of 2022-07-15)

—: *Amateur Radio*. <https://www.ofreg.ky/ict/amateur-radio> (current as of 2024-11-15)

—: *Notice of update to approved frequency bands for amateur radio licences in the Cayman Islands*. In: *Cayman Islands Gazette* 20/2024, p. 1359. <https://www.gov.ky/publication-detail/2024-gazette-20> (current as of 2024-09-23)



Croatia

	Full	Novice
Short-term		
w/o guest licence	x	x
Long-term		
with guest licence	x	x

Licensing authority Hrvatska regulatorna agencija za mrežne djelatnosti (HAKOM)/Croatian Regulatory Authority for Network Industries
 Ulica Roberta Frangeša-Mihanovića 9, 10110 Zagreb, Croatia
 Tel: +385 1 700-7007
 Fax: +385 1 700-7070
 E-mail: zeljeznica@hakom.hr
 Website: <https://www.hakom.hr/en/home/8>

IARU member society Hrvatski radio-amaterski savez (HRS)
 Street address: Dalmatinska 12, HR-10000 Zagreb, Croatia
 Tel: +385 (1) 4848759
 E-mail: radioamateri@hamradio.hr
 Website: <https://www.hamradio.hr>

Implementation **CEPT Licence**
 T/R 61-01 implemented
 T/R 61-02 / HAREC implemented

CEPT Novice Licence
 ECC/REC/(05)06 implemented
 ERC Report 32 applied

Short-term without guest licence Yes

Yes

Short-term call sign prefix 9A/

9A/

Long-term with guest licence Yes
 Info:
<https://www.hamradio.hr/foreigners-operating-from-9a/> (1)
 Application for a residence permit:
<https://mvep.gov.hr/informacije-za-gradjane-244593/konzularne-informacije-22730/boravak-stranaca/odobrenje-boravka-u-hrvatskoj/22762>
 (2) Application for a callsign together with residence permit:
 radioamateri@hamradio.hr
 (3) Application for a licence:
<https://www.hakom.hr/hr/amaterske-radijske-postaje/3363>

Yes
 Info:
<https://www.hamradio.hr/foreigners-operating-from-9a/> (1)
 Application for a residence permit:
<https://mvep.gov.hr/informacije-za-gradjane-244593/konzularne-informacije-22730/boravak-stranaca/odobrenje-boravka-u-hrvatskoj/22762>
 (2) Application for a callsign together with residence permit:
 radioamateri@hamradio.hr
 (3) Application for a licence:
<https://www.hakom.hr/hr/amaterske-radijske-postaje/3363>

Extensions /AM, /M, /MM, /P (optional)

/AM, /M, /MM, /P (optional)

Equivalent national class Class A

Class P

Band	Frequency Range	Power (PEP)	Bandwidth/ Modes	Frequency Range	Power (PEP)	Bandwidth/ Modes
2200 m	135.700 – 137.800 kHz	1 W EIRP	200 Hz			
630 m	472.000 – 479.000 kHz	1 W EIRP	200 Hz			
160 m	1.810 – 1.850 MHz	1.5 kW	2.7 kHz			
	1.850 – 2.000 MHz	1 kW	2.7 kHz			
80 m	3.500 – 3.800 MHz	1.5 kW	2.7 kHz	3.500 – 3.800 MHz	100 W	2.7 kHz
60 m	5.3515 – 5.3665 MHz	15 W EIRP	2.7 kHz			
40 m	7.000 – 7.200 MHz	1.5 kW	2.7 kHz	7.000 – 7.200 MHz	100 W	2.7 kHz
30 m	10.100 – 10.150 MHz	250 W	2.7 kHz ¹			
20 m	14.000 – 14.350 MHz	1.5 kW	2.7 kHz	14.040 – 14.150 MHz	100 W	2.7 kHz
				14.280 – 14.350 MHz	100 W	2.7 kHz
17 m	18.068 – 18.168 MHz	1.5 kW	2.7 kHz			
15 m	21.000 – 21.450 MHz	1.5 kW	2.7 kHz	21.000 – 21.450 MHz	100 W	2.7 kHz
12 m	24.890 – 24.990 MHz	1.5 kW	2.7 kHz			
10 m	28.000 – 29.700 MHz	1.5 kW	6 kHz	28.000 – 29.700 MHz	100 W	6 kHz
6 m	50.000 – 50.500 MHz	500 W	12 kHz			
	50.500 – 51.900 MHz	100 W	12 kHz			
4 m	70.000 – 70.450 MHz	10 W	12 kHz			
2 m	144.000 – 146.000 MHz	1.5 kW	20 kHz	144.000 – 146.000 MHz	100 W	20 kHz
70 cm	430.000 – 440.000 MHz	1.5 kW	2/7 MHz ²	430.000 – 440.000 MHz	100 W	2/7 MHz ²
23 cm	1.240 – 1.300 GHz	1.5 kW	2/7/18 MHz ³	1.240 – 1.300 GHz	100 W	2/7/18 MHz ³
13 cm	2.300 – 2.450 GHz	150 W	10/20 MHz ⁴	2.300 – 2.450 GHz	100 W	10/20 MHz ⁴
9 cm	3.400 – 3.410 GHz	150 W	10 MHz			
6 cm	5.650 – 5.850 GHz	150 W	10/20 MHz ⁴	5.650 – 5.850 GHz	100 W	10/20 MHz ⁴
3 cm	10.000 – 10.500 GHz	150 W	10/20 MHz ⁴	10.000 – 10.500 GHz	100 W	10/20 MHz ⁴
1.2 cm	24.000 – 24.050 GHz	150 W	⁵	24.000 – 24.050 GHz	100 W	10/20 MHz ⁴
	24.050 – 24.250 GHz	150 W	10/20 MHz ⁴	24.050 – 24.250 GHz	100 W	⁵
6 mm	47.000 – 47.200 GHz	150 W	⁵	47.000 – 47.200 GHz	100 W	⁵
4 mm	76.000 – 81.000 GHz	150 W	10/20 MHz ⁴	76.000 – 81.000 GHz	100 W	10/20 MHz ⁴
2.5 mm	122.250 – 123.000 GHz	150 W	10/20 MHz ⁴	122.250 – 123.000 GHz	100 W	10/20 MHz ⁴
2 mm	134.000 – 141.000 GHz	150 W	10/20 MHz ⁴	134.000 – 141.000 GHz	100 W	10/20 MHz ⁴

1.2 mm

| 241.000 – 250.000 GHz

150 W ⁵

| 241.000 – 250.000 GHz

100 W ⁵

Notes

- ¹ A1A, F1B only
- ² AM-ATV, DATV: 7 MHz
- ³ AM-ATV, DATV: 7 MHz; FM-ATV: 18 MHz
- ⁴ AM-ATV, DATV: 10 MHz; FM-ATV: 20 MHz
- ⁵ No bandwidth defined

Info

Hrvatska regulatorna agencija za mrežne djelatnosti (HAKOM): *Pravilnik o amaterskim radijskim komunikacijama*. [https://www.hakom.hr/UserDocImages/2022/propisi/Pravilnik o amaterskim radijskim komunikacijama NN 150_22.pdf](https://www.hakom.hr/UserDocImages/2022/propisi/Pravilnik%20o%20amaterskim%20radijskim%20komunikacijama%20NN%20150_22.pdf) (current as of 2022-12-21)

Ministarstvo mora, prometa i infrastrukture: *Pravilnik o namjeni radiofrekvencijskog spektra*. https://narodne-novine.nn.hr/clanci/sluzbeni/2023_11_133_1818.html (current as of 2023-10-23)



Cyprus

	Full	Novice
Short-term w/o guest licence	x	-
Long-term with guest licence	x	-

Licensing authority
Office of the Commissioner of Electronic Communications & Postal Regulation (OCECPR)
P. O. Box 24412, 1704 Nicosia, Cyprus
Street address: Andrea Chaliou 1, 2408 Engomi, Cyprus
Tel: +357 22693000
Fax: +357 22693070
E-mail: info@ee.cy
Website: <https://ocecpr.ee.cy>

IARU member society
Cyprus Amateur Radio Society (CARS)
P. O. Box 25017, 1306 Nicosia, Cyprus
Tel: +357 99610855
Fax: +357 22433416
E-mail: cars@cyhams.org
Website: <https://www.cyhams.org>

Implementation¹
CEPT Licence
T/R 61-01 implemented
T/R 61-02 / HAREC implemented
CEPT Novice Licence
ECC/REC/(05)06 not implemented
ERC Report 32 not applied

Short-term without guest licence
Yes
No

Short-term call sign prefix
5B/
No

Long-term with guest licence
Yes
Application:
<https://drive.google.com/drive/folders/1eGOApxKOaSGfc93YrILITUt5h9ALP4m2>
to:
OCECPR (see above)
No

Long-term call sign prefix
5B4

Extensions

Equivalent national class
Amateur Radio License

Band	Frequency Range	Power (PEP)	Bandwidth/ Modes
2200 m	135.700 – 137.800 kHz	1 W ERP	CW, FAX
630 m	472.000 – 479.000 kHz	1 W ERP	any
160 m	1.810 – 2.000 MHz	400 W	any
80 m	3.500 – 3.800 MHz	400 W	any
60 m	5.3515 – 5.3665 MHz	15 W EIRP	any
40 m	7.000 – 7.200 MHz	400 W	any
30 m	10.100 – 10.150 MHz	400 W	CW
20 m	14.000 – 14.350 MHz	400 W	any
17 m	18.068 – 18.168 MHz	400 W	any
15 m	21.000 – 21.450 MHz	400 W	any
12 m	24.890 – 24.990 MHz	400 W	any
10 m	28.000 – 29.700 MHz	400 W	any
6 m	50.000 – 52.000 MHz	400 W	any
4 m	69.900 – 70.500 MHz	400 W	any
2 m	144.000 – 146.000 MHz	400 W	any
70 cm	430.000 – 440.000 MHz	400 W	any
23 cm	1.240 – 1.300 GHz	400 W	any
13 cm	2.300 – 2.450 GHz	400 W	any
9 cm	3.400 – 3.410 GHz	400 W	any
6 cm	5.650 – 5.850 GHz	400 W	any
3 cm	10.000 – 10.500 GHz	400 W	any
1.2 cm	24.000 – 24.250 GHz	400 W	any
6 mm	47.000 – 47.200 GHz	400 W	any
4 mm	75.500 – 81.500 GHz	400 W	any
2.5 mm	122.250 – 123.000 GHz	400 W	any
2 mm	134.000 – 141.000 GHz	400 W	any
1.2 mm	241.000 – 250.000 GHz	400 W	any

Note

¹ The implementation does not cover the British Sovereign Base Areas on Cyprus (ZC4) and the internationally not recognized Turkish Republic of Northern Cyprus (1B).

Info

Cyprus Amateur Radio Society (CARS): *Cyprus Amateur Radio Frequency Schedule*. <https://www.cyhams.org/wp/?p=67> (current as of 2011-04-27)

Department of Electronic Communications, Deputy Ministry of Research, Innovation and Digital Policy (DEC-DMRID): *Radio Frequency Plan of the Republic of Cyprus*.

[https://dec.dmrid.gov.cy/dmrid/dec/ws_dec.nsf/72BBBE04F8C7FE17C225881A0027755D/\\$file/Radio_Frequency_Plan_E3.2_24.02.2023\(English_Uniformed_Unofficial\)_published.pdf](https://dec.dmrid.gov.cy/dmrid/dec/ws_dec.nsf/72BBBE04F8C7FE17C225881A0027755D/$file/Radio_Frequency_Plan_E3.2_24.02.2023(English_Uniformed_Unofficial)_published.pdf) (current as of 2023-02-24)



Czech Republic

	Full	Novice
Short-term w/o guest licence	x	x
Long-term with guest licence	x	x

Licensing authority
 Český telekomunikační úřad (CTU)/Czech Telecommunication Office
 P. O. Box 02, 225 02 Prague 025, Czech Republic
 Street address: se sídlem Sokolovská 219, Praha 9, Czech Republic
 Tel: +420 224 004111
 Fax: +420 224 004830
 E-mail: podatelna@ctu.cz, international@ctu.cz
 Website: <https://ctu.gov.cz/en>

IARU member society
 Český Radioklub (CRK)/Czech Radio Club (CRC)
 Street address: U. Pergamenky 1511/3, CZ-17000 Praha 7, Czech Republic
 Tel: +420 774197108
 E-mail: crk@crk.cz
 Website: <https://ceskyradioklub.cz/>

Implementation
CEPT Licence
 T/R 61-01 implemented
 T/R 61-02 / HAREC implemented

CEPT Novice Licence
 ECC/REC/(05)06 implemented
 ERC Report 32 applied

Short-term without guest licence
 Yes

Yes

Short-term call sign prefix
 OK/

OK/

Long-term with guest licence
 Yes
 Application:
<https://ctu.gov.cz/sites/default/files/obsah/ctu-new/formulare/zadosti-a-navrhy/13n.zfo> (FormFiller application by Software 602 required)
 to;
 CTU (see above)

Yes
 Application:
<https://ctu.gov.cz/sites/default/files/obsah/ctu-new/formulare/zadosti-a-navrhy/13n.zfo> (FormFiller application by Software 602 required)
 to;
 CTU (see above)

Long-term call sign prefix
 OK8

OK8

Extensions
 /M, /P (optional)

/M, /P (optional)

Equivalent national class
 Class A

Class N

Band	Frequency Range	Power (PEP)	Bandwidth/ Modes ¹	Frequency Range	Power (PEP)	Bandwidth/ Modes ¹
2200 m	135.700 – 137.800 kHz	1 W EIRP	A1A, F1A, G1A			
630 m ² 160 m	472.000 – 479.000 kHz 1.715 – 1.800 MHz ² 1.810 – 1.850 MHz 1.850 – 1.890 MHz 1.890 – 2.000 MHz	750 W 75 W 10 W	any any any	1.830 – 2.000 MHz	10 W	any
80 m 60 m ³ 40 m 30 m	3.500 – 3.800 MHz 5.3515 – 5.3665 MHz 7.000 – 7.200 MHz 10.100 – 10.140 MHz	750 W 15 W EIRP 750 W 750 W	any any any A1A, F1A, G1A, J2A	3.550 – 3.700 MHz	10 W	any
	10.140 – 10.150 MHz	750 W	J1D, J2D, F1D, G1D			
20 m 17 m 15 m 12 m 10 m 6 m 4 m ² 2 m	14.000 – 14.350 MHz 18.068 – 18.168 MHz 21.000 – 21.450 MHz 24.890 – 24.990 MHz 28.000 – 29.700 MHz 50.000 – 52.000 MHz 70.100 – 70.300 MHz 144.000 – 146.000 MHz	750 W 750 W 750 W 750 W 750 W 25 W 750 W	any any any any any any any	21.050 – 21.200 MHz	10 W	any
70 cm 23 cm 13 cm 9 cm 6 cm 3 cm 1.2 cm 6 mm 4 mm 2.5 mm	430.000 – 440.000 MHz 1.240 – 1.300 GHz 2.300 – 2.450 GHz 3.400 – 3.410 GHz 5.650 – 5.850 GHz 10.000 – 10.500 GHz 24.000 – 24.250 GHz 47.000 – 47.200 GHz 75.500 – 81.000 GHz 122.250 – 123.000 GHz	750 W 750 W 750 W 25 W 750 W 750 W 750 W 750 W 750 W 750 W	any any any any any any any any any any	28.050 – 28.400 MHz 144.000 – 146.000 MHz 430.000 – 440.000 MHz 1.240 – 1.300 GHz 2.300 – 2.450 GHz 3.400 – 3.410 GHz 5.650 – 5.850 GHz 10.000 – 10.500 GHz 24.000 – 24.250 GHz 47.000 – 47.200 GHz 75.500 – 81.000 GHz 122.250 – 123.000 GHz	10 W 10 W 10 W 10 W 10 W 10 W 10 W 10 W 10 W 10 W 10 W	any any any any any any any any any any any

2 mm	134.000 – 141.000 GHz	750 W any	134.000 – 141.000 GHz	10 W any
1.2 mm	241.000 – 250.000 GHz	750 W any	241.000 – 250.000 GHz	10 W any

Notes

- ¹ Bandwidth and modes according to the IARU Region 1 band plan (please refer to the list at the end of this document)
- ² Band listed in the national frequency plan (Plán přidělení kmitočtových pásem), but not included in the national amateur radio regulations
- ³ Special permission required

Info

Ministerstvo informatiky: *Vyhláška č. 156/2005 Sb. Vyhláška o technických a provozních podmínkách amatérské radiokomunikační služby.* <https://www.zakonyprolidi.cz/cs/2005-156> (current as of 2005-05-01)

Czech Telecommunication Office (CTU): *Plán přidělení kmitočtových pásem.*

<https://www.ctu.eu/sites/default/files/obsah/stranky/60370/soubory/nkt2021p.pdf> (current as of 2021-12-14)

—: *Využití rádiového spectra.* [https://spektrum.ctu.cz/kmitocty?filter\[serviceIds\]\[0\]=1](https://spektrum.ctu.cz/kmitocty?filter[serviceIds][0]=1) (current as of 2024-11-15)



Denmark – ITU Region 1

	Full	Novice
Short-term		
w/o guest licence	x	x
Long-term		
with guest licence	x	x

Denmark, Faroe Islands

Licensing authority Klimadatastyrelsen/Agency for Climate Data
Street address: Sankt Kjelds Plads 11, DK-2100 København Ø, Denmark
Tel: +45 7254-5500
E-mail: kds@kds.dk
Website: <https://www.eng.klimadatastyrelsen.dk/>

IARU member society Experimenterende Danske Radioamatører (EDR)
Klokkestøbervej 11, DK-5230 Odense M, Denmark
Tel: +45 6615 6511
E-mail: kontor@edr.dk
Website: <https://www.edr.dk>

Føroyskir Radioamatørar (FRA)
Yvir við strond 20, FO-100 Tórshavn, Føroyar
Tel: +298 585947 <OY1R>
E-mail: fra@fra.fo
Website: <http://fra.fo>, <https://www.facebook.com/oy6fra>

Implementation **CEPT Licence** T/R 61-01 implemented
T/R 61-02 / HAREC implemented

CEPT Novice Licence ECC/REC/(05)06 implemented
ERC Report 32 applied

Short-term without guest licence Yes

Yes

Short-term call sign prefix OY/ Føroyar/Faroe Islands
OZ/ Danmark/Denmark

OY/ Føroyar/Faroe Islands
OZ/ Danmark/Denmark

Long-term with guest licence Yes
Application: frekvens@kds.dk

Yes
Application: frekvens@kds.dk

Long-term call sign prefix OU-OV, OZ Danmark/Denmark
5P-5Q Danmark/Denmark
OW, OY Føroyar/Faroe Islands

OU-OV, OZ Danmark/Denmark
5P-5Q Danmark/Denmark
OW, OY Føroyar/Faroe Islands

Extensions /AM, /M, /MM, /P (optional)

/AM, /M, /MM, /P (optional)

Equivalent national class Category A

Category B

Band	Frequency Range	Power (PEP)	Bandwidth/ Modes	Frequency Range	Power (PEP)	Bandwidth/ Modes
2200 m	135.700 – 137.800 kHz	1 W ERP	2.1 kHz	135.700 – 137.800 kHz	1 W ERP	2.1 kHz
630 m	472.000 – 479.000 kHz	1 W ERP	2.1 kHz	472.000 – 479.000 kHz	1 W ERP	2.1 kHz
160 m	1.810 – 1.850 MHz	1 kW	8 kHz	1.810 – 1.850 MHz	100 W	8 kHz
	1.850 – 2.000 MHz	10 W	8 kHz	1.850 – 2.000 MHz	10 W	8 kHz
80 m	3.500 – 3.800 MHz	1 kW	8 kHz	3.500 – 3.800 MHz	100 W	8 kHz
60 m	5.250 – 5.450 MHz	1 kW	8 kHz	5.250 – 5.450 MHz	100 W	8 kHz
40 m	7.000 – 7.200 MHz	1 kW	8 kHz	7.000 – 7.200 MHz	100 W	8 kHz
30 m	10.100 – 10.150 MHz	1 kW	8 kHz	10.100 – 10.150 MHz	100 W	8 kHz
20 m	14.000 – 14.350 MHz	1 kW	8 kHz	14.000 – 14.350 MHz	100 W	8 kHz
17 m	18.068 – 18.168 MHz	1 kW	8 kHz	18.068 – 18.168 MHz	100 W	8 kHz
15 m	21.000 – 21.450 MHz	1 kW	8 kHz	21.000 – 21.450 MHz	100 W	8 kHz
12 m	24.890 – 24.990 MHz	1 kW	8 kHz	24.890 – 24.990 MHz	100 W	8 kHz
10 m	28.000 – 29.700 MHz	1 kW	8 kHz	28.000 – 29.700 MHz	100 W	8 kHz
6 m	50.000 – 52.000 MHz	1 kW	16 kHz	50.000 – 52.000 MHz	100 W	16 kHz
4 m	69.8875 – 70.0625 MHz	25 W	16 kHz	69.8875 – 70.0625 MHz	25 W	16 kHz
	70.0875 – 70.1125 MHz	25 W	16 kHz	70.0875 – 70.1125 MHz	25 W	16 kHz
	70.1375 – 70.5125 MHz	25 W	16 kHz	70.1375 – 70.5125 MHz	25 W	16 kHz
2 m	144.000 – 146.000 MHz	1 kW	16 kHz	144.000 – 146.000 MHz	100 W	16 kHz
70 cm	432.000 – 438.000 MHz	1 kW	any	432.000 – 438.000 MHz	100 W	any
23 cm	1.240 – 1.300 GHz	250 W	any	1.240 – 1.300 GHz	100 W	any
13 cm	2.400 – 2.450 GHz	250 W	any	2.400 – 2.450 GHz	100 W	any
9 cm	3.400 – 3.410 GHz	250 W	any	3.400 – 3.410 GHz	100 W	any
6 cm	5.650 – 5.850 GHz	250 W	any	5.650 – 5.850 GHz	100 W	any
3 cm	10.000 – 10.500 GHz	250 W	any	10.000 – 10.500 GHz	100 W	any
1.2 cm	24.000 – 24.250 GHz	250 W	any	24.000 – 24.250 GHz	100 W	any
6 mm	47.000 – 47.200 GHz	250 W	any	47.000 – 47.200 GHz	100 W	any
4 mm	76.000 – 81.500 GHz	250 W	any	76.000 – 81.500 GHz	100 W	any
2.5 mm	122.250 – 123.000 GHz	250 W	any	122.250 – 123.000 GHz	100 W	any
2 mm	134.000 – 141.000 GHz	250 W	any	134.000 – 141.000 GHz	100 W	any
1.2 mm	241.000 – 250.000 GHz	250 W	any	241.000 – 250.000 GHz	100 W	any

Info

Retsinformation: *Bekendtgørelse om anvendelse af radiofrekvenser uden tilladelse samt om amatørradioprøver og kaldesignaler m.v.*
<https://www.retsinformation.dk/eli/lta/2023/1344> (current as of 2023-11-22)

—: *Bekendtgørelse om fastlæggelse af rammerne for anvendelse og indbyrdes prioritering af de samlede radiofrekvensressourcer (frekvensplan).* <https://www.retsinformation.dk/eli/lta/2023/804> (current as of 2023-06-14)



Denmark – ITU Region 2

	Full	Novice
Short-term w/o guest licence	x	x
Long-term with guest licence	x	x

Greenland

Licensing authority Nalunaarasuartaateqarnermut Aqutsisut/Telecommunications Authority of Greenland
Radioqarnermik Ingerlatsivik/Radio Administration
Postboks 530, 3900 Nuuk, Greenland
Street address: Imaneq 32, 1. Floor, 3900 Nuuk, Greenland
Tel: +299 345-000, +299 345-099
E-mail: rfv@nanoq.gl
Website: <https://www.aqutsisut.gl/en>

IARU member society Experimenterende Danske Radioamatører (EDR)
Klokkestøbervej 11, DK-5230 Odense M, Denmark
Tel: +45 6615 6511
E-mail: kontor@edr.dk
Website: <https://www.edr.dk>

Implementation **CEPT Licence** T/R 61-01 implemented
T/R 61-02 / HAREC implemented **CEPT Novice Licence** ECC/REC/(05)06 implemented
ERC Report 32 applied

Short-term without guest licence Yes Yes

Short-term call sign prefix OX/ OX/

Long-term with guest licence Yes Application: rfv@nanoq.gl Yes Application: rfv@nanoq.gl

Long-term call sign prefix OX, XP OX, XP

Extensions /AM, /M, /MM, /P (optional) /AM, /M, /MM, /P (optional)

Equivalent national class Category A Category B

Band	Frequency Range	Power (PEP)	Bandwidth/ Modes	Frequency Range	Power (PEP)	Bandwidth/ Modes
2200 m	135.700 – 137.800 kHz	1 W ERP	2.1 kHz	135.700 – 137.800 kHz	1 W ERP	2.1 kHz
630 m	472.000 – 479.000 kHz	1 W ERP	2.1 kHz	472.000 – 479.000 kHz	1 W ERP	2.1 kHz
160 m	1.810 – 2.000 MHz	1 kW	8 kHz	1.810 – 2.000 MHz	100 W	8 kHz
80 m	3.500 – 3.800 MHz	1 kW	8 kHz	3.500 – 3.800 MHz	100 W	8 kHz
60 m	5.250 – 5.450 MHz	1 kW	8 kHz	5.250 – 5.450 MHz	100 W	8 kHz
40 m	7.000 – 7.300 MHz	1 kW	8 kHz	7.000 – 7.300 MHz	100 W	8 kHz
30 m	10.100 – 10.150 MHz	1 kW	8 kHz	10.100 – 10.150 MHz	100 W	8 kHz
20 m	14.000 – 14.350 MHz	1 kW	8 kHz	14.000 – 14.350 MHz	100 W	8 kHz
17 m	18.068 – 18.168 MHz	1 kW	8 kHz	18.068 – 18.168 MHz	100 W	8 kHz
15 m	21.000 – 21.450 MHz	1 kW	8 kHz	21.000 – 21.450 MHz	100 W	8 kHz
12 m	24.890 – 24.990 MHz	1 kW	8 kHz	24.890 – 24.990 MHz	100 W	8 kHz
10 m	28.000 – 29.700 MHz	1 kW	8 kHz	28.000 – 29.700 MHz	100 W	8 kHz
6 m	50.000 – 54.000 MHz	1 kW	16 kHz	50.000 – 54.000 MHz	100 W	16 kHz
4 m	70.000 – 70.500 MHz	1 kW	16 kHz	70.000 – 70.500 MHz	100 W	16 kHz
2 m	144.000 – 148.000 MHz	1 kW	16 kHz	144.000 – 148.000 MHz	100 W	16 kHz
70 cm	430.000 – 440.000 MHz	1 kW	any	430.000 – 440.000 MHz	100 W	any
23 cm	1.240 – 1.300 GHz	250 W	any	1.240 – 1.300 GHz	100 W	any
13 cm	2.300 – 2.450 GHz	250 W	any	2.300 – 2.450 GHz	100 W	any
9 cm	3.400 – 3.500 GHz	250 W	any	3.400 – 3.500 GHz	100 W	any
6 cm	5.650 – 5.925 GHz	250 W	any	5.650 – 5.925 GHz	100 W	any
3 cm	10.000 – 10.500 GHz	250 W	any	10.000 – 10.500 GHz	100 W	any
1.2 cm	24.000 – 24.250 GHz	250 W	any	24.000 – 24.250 GHz	100 W	any
6 mm	47.000 – 47.200 GHz	250 W	any	47.000 – 47.200 GHz	100 W	any
4 mm	76.000 – 81.500 GHz	250 W	any	76.000 – 81.500 GHz	100 W	any
2.5 mm	122.250 – 123.000 GHz	250 W	any	122.250 – 123.000 GHz	100 W	any
2 mm	134.000 – 141.000 GHz	250 W	any	134.000 – 141.000 GHz	100 W	any
1.2 mm	241.000 – 250.000 GHz	250 W	any	241.000 – 250.000 GHz	100 W	any

Info

Klima-, Energi- og Forsyningsministeriet: *Bekendtgørelse for Grønland om anvendelse af radiofrekvenser uden tilladelse samt om radioprøver og kaldesignaler m.v.* <https://dgt.cdn.fo/savn/leipnyex/bekendtoerelse-nr-1999-af-9-december-2020-for-groenland-om-anvendelse-af-radiofrekvenser-uden-tilladelse-samt-om-radioprøver-og-kaldesignaler-mv.pdf?s=h7RFVtBLAHAFfE3F8w37WpCtXMc> (current as of 2020-12-09)

—: *Bekendtgørelse om fastlæggelse af rammerne for anvendelse og indbyrdes prioritering af de samlede radiofrekvensressourcer i Grønland (frekvensplan)*. <https://dgt.cdn.fo/savn/czraddqy/bekendtgørelse-nr-1998-af-9-december-2020-for-groenland-om-fastlaeggelse-af-rammerne-for-anvendelse-og-indbyrdes-prioritering-af-de-samlede-radiofrekvensressourcer-i-groenland-frekvensplan.pdf?s=IKA3H58KCnGTbYPQKV3mKUBGfOw> (current as of 2020-12-09)



Estonia

	Full	Novice
Short-term w/o guest licence	x	x
Long-term with guest licence	x	x

Licensing authority Tarbijakaitse ja Tehnilise Järelevalve Amet (TTJA)/Estonian Consumer Protection and Technical Regulatory Authority (ECPTRA)
Street address: Endla 10A, 10122 Tallinn, Estonia
Tel: +372 667-2000
E-mail: info@ttja.ee
Website: https://ttja.ee/en

IARU member society Eesti Raadioamatööride Ühing (ERAÜ)/Estonian Radio Amateurs Union (ERUU)
Rävala pst 8–111B, Tallinn 10143, Estonia
Tel: +372 744 7407
E-mail: erau@erau.ee
Website: https://www.erau.ee/en

Implementation **CEPT Licence**
T/R 61-01 implemented
T/R 61-02 / HAREC implemented

CEPT Novice Licence
ECC/REC/(05)06 implemented according to national amateur radio regulations, but Estonia not included in the List of CEPT Countries (ECC/REC/(05)06, Annex 2)
ERC Report 32 applied

Short-term without guest licence Yes

Yes

Short-term call sign prefix
ES1/ Tallinn
ES2/ Harjumaa
ES3/ Järvamaa, Läänemaa, Raplamaa
ES4/ Ida-Virumaa, Lääne-Virumaa
ES5/ Jõgevamaa, Tartumaa
ES6/ Põlvamaa, Valgamaa, Võrumaa
ES7/ Viljandimaa
ES8/ Pärnumaa
ESØ/ Hiiumaa, Saaremaa, islands

ES1/ Tallinn
ES2/ Harjumaa
ES3/ Järvamaa, Läänemaa, Raplamaa
ES4/ Ida-Virumaa, Lääne-Virumaa
ES5/ Jõgevamaa, Tartumaa
ES6/ Põlvamaa, Valgamaa, Võrumaa
ES7/ Viljandimaa
ES8/ Pärnumaa
ESØ/ Hiiumaa, Saaremaa, islands

Long-term with guest licence Yes
Application:
https://www.erau.ee/images/ERAU_documents/arj_taotlus_eng_TJA.rtf
to:
Estonian Consumer Protection and Technical Regulatory Authority, Frequencies Management Department,
Ms Ulvi Valdaru, Endla 10A, 10122 Tallinn, Estonia;
tel: +372 667-2124; e-mail: ulvi.valdaru@ttja.ee

Yes
Application:
https://www.erau.ee/images/ERAU_documents/arj_taotlus_eng_TJA.rtf
to:
Estonian Consumer Protection and Technical Regulatory Authority, Frequencies Management Department,
Ms Ulvi Valdaru, Endla 10A, 10122 Tallinn, Estonia;
tel: +372 667-2124; e-mail: ulvi.valdaru@ttja.ee

Extensions /AM, /M, /P¹

/AM, /M, /P¹

Equivalent national class CEPT Licence with CW examination (5 wpm): Class A
CEPT Licence without CW examination: Class B

Class D

Band	Frequency Range	Power (PEP)	Bandwidth/Modes ³	Frequency Range	Power (PEP)	Bandwidth/Modes ³
2200 m	135.700 – 137.800 kHz	1 W ERP	CW, digital			
630 m	472.000 – 479.000 kHz	1 W ERP	CW, digital			
160 m	1.810 – 1.850 MHz	1 kW/100 W ³	CW, phone, digital			
	1.850 – 1.955 MHz	10 W ERP	CW, phone			
80 m	3.500 – 3.800 MHz	1 kW/100 W ³	CW, phone, digital	3.500 – 3.800 MHz	10 W	CW, phone, digital
60 m	5.3515 – 5.3665 MHz	15 W EIRP	CW, phone, digital			
40 m	7.000 – 7.200 MHz	1 kW/100 W ³	CW, phone, digital			
30 m	10.100 – 10.150 MHz	1 kW/100 W ³	CW, digital			
20 m	14.000 – 14.350 MHz	1 kW/100 W ³	CW, phone, digital			
17 m	18.068 – 18.168 MHz	1 kW/100 W ³	CW, phone, digital			
15 m	21.000 – 21.450 MHz	1 kW/100 W ³	CW, phone, digital			
12 m	24.890 – 24.990 MHz	1 kW/100 W ³	CW, phone, digital			
10 m	28.000 – 29.700 MHz	1 kW/100 W ³	CW, phone, digital	28.000 – 29.700 MHz	10 W	CW, phone, digital
6 m	50.000 – 52.000 MHz	1 kW/100 W ³	CW, phone, digital	50.200 – 52.000 MHz	10 W	CW, phone, digital

4 m	70.000 – 70.300 MHz	1 kW/100 W ^{3,4}	CW, phone, digital	70.000 – 70.300 MHz	10 W	CW, phone, digital
2 m	144.000 – 146.000 MHz	1 kW/100 W ³	CW, phone, digital	144.000 – 146.000 MHz	10 W	CW, phone, digital
70 cm	432.000 – 438.000 MHz	1 kW/100 W ³	CW, phone, digital, ATV	432.000 – 438.000 MHz	10 W	CW, phone, digital, ATV
23 cm	1.240 – 1.300 GHz	100 W ⁵	CW, phone, digital, ATV	1.240 – 1.300 GHz	10 W	CW, phone, digital, ATV
13 cm ⁶	2.300 – 2.450 GHz	100 W ⁵	CW, phone, digital			
9 cm ⁶	3.400 – 3.401 GHz	100 W ⁵	CW, phone, digital			
6 cm ⁶	5.650 – 5.850 GHz	100 W ⁵	CW, phone, digital, ATV			
3 cm ⁶	10.000 – 10.500 GHz	100 W ⁵	CW, phone, digital, ATV			
1.2 cm ⁶	24.000 – 24.250 GHz					
6 mm ⁶	47.000 – 47.200 GHz					
4 mm ⁶	76.000 – 84.000 GHz					
2.5 mm ⁶	122.250 – 123.000 GHz					
2 mm ⁶	134.000 – 141.000 GHz					
1.2 mm ⁶	241.000 – 250.000 GHz					

Notes

- ¹ Portable operation only with handheld VHF/UHF/SHF equipment
- ² Modes according to the IARU Region 1 band plan (please refer to the list at the end of this document)
- ³ 1 kW PEP for CEPT Licence with CW examination 5 wpm, 100 W PEP for CEPT Licence without CW examination
- ⁴ 100 W PEP in Ida-Virumaa
- ⁵ 1 kW PEP for A1A, F1B, J3E by CEPT Licence with CW examination (5 wpm), 100 W PEP for all other classes of emission by CEPT Licence with CW examination (5 wpm) and by CEPT Licence without CW examination
- ⁶ According to the website of the Estonian Radio Amateurs Union (ERAU), holders of a valid CEPT amateur radio licence can use amateur radio equipment in Estonia on all allocated frequency bands from 1.8 MHz to 1.3 GHz.

Info

Minister of Economic Affairs and Communications: *Amatöorraadioside raadiosagedusalad, saateliigis, kiirgusklassid ja suurimad saatevõimsused*. https://www.riigiteataja.ee/akti/1050/4201/7001/MKM_31032017_m21_lisa.pdf (current as of 2017-04-03)

—: *Eesti raadiosagedusplaan*. https://www.riigiteataja.ee/akti/1250/1201/9006/MKM_22012019_m6lisa1.pdf (current as of 2019-01-23)

—: *Raadioamatöörile kvalifikatsiooni andmise ja raadiosageduste amatöorraadioside otstarbel kasutamise kord*. <https://www.riigiteataja.ee/akt/872993?leiaKehtiv> (current as of 2019-03-01)

Estonian Radio Amateurs Union (ERAU): *CEPT & Licensing*. <https://www.erau.ee/en/cept-and-licensing> (current as of 2024-11-15)

Finland

	Full	Novice
Short-term		
w/o guest licence	x	x
Long-term		
with guest licence	x	x

Licensing authority Finnish Transport and Communications Agency (TRAFICOM)
P. O. Box 320, FI-00059 Traficom, Finland
Street address: Opastinsilta 12 A, FI-00520 Helsinki, Finland
Tel: +358 295 345000
Website: <https://www.traficom.fi/en>

IARU member society Suomen Radioamatööriliitto (SRAL)
Kaupinmäenpolku 9, FI-00440 Helsinki, Finland
Tel: +358 (9) 562-5973
E-mail: toimisto@sral.fi
Website: <https://www.sral.fi>

Implementation **CEPT Licence**
T/R 61-01 implemented
T/R 61-02 / HAREC implemented

CEPT Novice Licence
ECC/REC/(05)06 implemented
ERC Report 32 applied

Short-term without guest licence Yes

Yes

Short-term call sign prefix OH/ Suomi/Finland
OHØ/ Åland/Ahvenanmaa/Åland Islands
OJØ/¹ Märketin majakka/Market Reef

OH/ Suomi/Finland
OHØ/ Åland/Ahvenanmaa/Åland Islands
OJØ/¹ Märketin majakka/Market Reef

Long-term with guest licence Yes
Info:
<https://www.sral.fi/en/amateur-radio-for-visitors-and-immigrants/>

Yes
Info:
<https://www.sral.fi/en/amateur-radio-for-visitors-and-immigrants/>

Long-term call sign prefix OH1-9 Suomi/Finland
OHØ Åland/Ahvenanmaa/Åland Islands

OH1-9 Suomi/Finland
OHØ Åland/Ahvenanmaa/Åland Islands

Extensions /AM, /M, /MM, /P (optional)

/AM, /M, /MM, /P (optional)

Equivalent national class Class Y (General)

No equivalent class, but visiting operators are accepted to use their CEPT Novice Class licence under the conditions of the Finnish Class P regulation

Band	Frequency Range	Power (PEP)	Bandwidth/ Modes	Frequency Range ²	Power (PEP)	Bandwidth/ Modes
2200 m	135.700 – 137.800 kHz	1 W EIRP	1 kHz	135.700 – 137.800 kHz	1 W EIRP	1 kHz
630 m	472.000 – 479.000 kHz	1 W EIRP	1 kHz	472.000 – 479.000 kHz	1 W EIRP	1 kHz
160 m	1.810 – 1.850 MHz	1.5 kW	8 kHz	1.810 – 1.850 MHz	120 W	8 kHz
	1.850 – 2.000 MHz	60 W ³	8 kHz	1.850 – 2.000 MHz	60 W ³	8 kHz
80 m	3.500 – 3.800 MHz	1.5 kW	8 kHz	3.500 – 3.800 MHz	120 W	8 kHz
60 m	5.3515 – 5.3665 MHz	15 W EIRP	8 kHz	5.3515 – 5.3665 MHz	15 W EIRP	8 kHz
40 m	7.000 – 7.200 MHz	1.5 kW	8 kHz	7.000 – 7.200 MHz	120 W	8 kHz
30 m	10.100 – 10.150 MHz	1.5 kW	1 kHz	10.100 – 10.150 MHz	120 W	1 kHz
20 m	14.000 – 14.350 MHz	1.5 kW	8 kHz	14.000 – 14.350 MHz	120 W	8 kHz
17 m	18.068 – 18.168 MHz	1.5 kW	8 kHz	18.068 – 18.168 MHz	120 W	8 kHz
15 m	21.000 – 21.450 MHz	1.5 kW	8 kHz	21.000 – 21.450 MHz	120 W	8 kHz
12 m	24.890 – 24.990 MHz	1.5 kW	8 kHz	24.890 – 24.990 MHz	120 W	8 kHz
10 m	28.000 – 29.700 MHz	1.5 kW	8 kHz	28.000 – 29.700 MHz	120 W	8 kHz
6 m	50.000 – 52.000 MHz	200 W ^{4,5}	18 kHz	50.000 – 52.000 MHz	120 W ^{6,5}	18 kHz
4 m ⁷	70.000 – 70.050 MHz	25 W ⁸	1 kHz	70.000 – 70.050 MHz	25 W ⁸	1 kHz
	70.050 – 70.250 MHz	100 W ^{8,9}	18 kHz	70.050 – 70.250 MHz	30 W ^{8,9}	18 kHz
	70.250 – 70.300 MHz	25 W ⁸	18 kHz	70.250 – 70.300 MHz	25 W ⁸	18 kHz
2 m	144.000 – 144.150 MHz	600/150 W ¹⁰	18 kHz	144.000 – 146.000 MHz	120 W ⁶	18 kHz
	144.150 – 146.000 MHz	600 W ¹¹	18 kHz			
70 cm	432.000 – 432.150 MHz	600/150 W ¹⁰	any	432.000 – 438.000 MHz	120 W ⁶	any
	432.150 – 438.000 MHz	600 W ¹¹	any			
23 cm ¹²	1.240 – 1.300 GHz	600 W ¹¹	any	1.240 – 1.300 GHz	120 W ⁶	any
13 cm	2.300 – 2.450 GHz	600 W ¹¹	any	2.400 – 2.450 GHz	120 W ⁶	any
9 cm	3.400 – 3.408 GHz	600 W ¹¹	any	3.400 – 3.408 GHz	120 W ⁶	any
6 cm	5.650 – 5.850 GHz	600 W ¹¹	any	5.650 – 5.850 GHz	120 W ⁶	any
3 cm	10.000 – 10.280 GHz	600 W ¹¹	any	10.000 – 10.280 GHz	120 W ⁶	any
	10.368 – 10.370 GHz	600 W ¹¹	any	10.368 – 10.370 GHz	120 W ⁶	any
	10.450 – 10.500 GHz	600 W ¹¹	any	10.450 – 10.500 GHz	120 W ⁶	any
1.2 cm	24.000 – 24.250 GHz	600 W ¹¹	any	24.000 – 24.250 GHz	120 W ⁶	any
6 mm	47.000 – 47.200 GHz	600 W ¹¹	any	47.000 – 47.200 GHz	120 W ⁶	any
4 mm	76.000 – 81.500 GHz	600 W ¹¹	any	76.000 – 81.500 GHz	120 W ⁶	any
2.5 mm	122.250 – 123.000 GHz	600 W ¹¹	any	122.250 – 123.000 GHz	120 W ⁶	any
2 mm	134.000 – 141.000 GHz	600 W ¹¹	any	134.000 – 141.000 GHz	120 W ⁶	any
1.2 mm	241.000 – 250.000 GHz	600 W ¹¹	any	241.000 – 250.000 GHz	120 W ⁶	any

Notes

- ¹ Prefix accepted according to the website of the Finnish Amateur Radio League (Suomen Radioamatööriliitto, SRAL), but not included in the national amateur radio regulations
- ² Only frequency ranges that are permitted in the home country
- ³ 15 W carrier power/60 W PEP
- ⁴ 150 W carrier power/200 W PEP
- ⁵ The electrical field emitted by amateur radio transmitters on the border of Finland and the Russian Federation at an altitude of 10 metres may not exceed +6dBuV/m during more than 10% of the time.
- ⁶ 30 W carrier power/120 W PEP
- ⁷ No transmissions in the following municipalities: Lieksa, Ilomantsi, Joensuu, Kontiolahti, Polvijärvi, Juuka, Nurmes, Valtimo, Kuhmo, Hyrynsalmi, Suomussalmi, Ristijärvi and Sotkamo
- ⁸ In an area closer than 50 km from the borders of the Russian Federation and Finland the main lobe of the transmitting antenna must not point into directions between 0 degrees and 180 degrees and the maximum transmitting power permitted is 25 W.
- ⁹ In an area closer than 50 km from the borders of Norway and Finland the maximum transmitting power permitted is 25 W.
- ¹⁰ 600 W carrier power for A1A, digital modes, 150 W carrier power for other modes
- ¹¹ 150 W carrier power/600 W PEP
- ¹² Special permission required

Info

Finnish Transport and Communications Agency (Traficom): *Regulation governing amateur radio stations and their use.*
https://finlex.fi/data/normit/45134/EN_M_6_K_Radioamateurregulation.pdf (current as of 2019-04-09)

—: *Radio frequency regulation 4 AD / 2023M.* [https://www.traficom.fi/sites/default/files/media/regulation/Radio frequency regulation 4AD3023M.pdf](https://www.traficom.fi/sites/default/files/media/regulation/Radio%20frequency%20regulation%204AD3023M.pdf) (current as of 2023-01-13)

—: *Radio frequency regulation 4. Explanatory notes.* [https://www.traficom.fi/sites/default/files/media/regulation/Perustelumuuisto Radiotaajuusmääräys 4AD2023M_englanti.pdf](https://www.traficom.fi/sites/default/files/media/regulation/Perustelumuuisto%20Radiotaajuusmaaraus%204AD2023M_englanti.pdf) (current as of 2023-01-12)



France – ITU Region 1

France, Mayotte, Réunion, French Southern and Antarctic Lands (Crozet, Scattered Islands in the Indian Ocean – Bassas da India, Europa, Glorioso, Juan de Nova, Tromelin), Corsica

	Full	Novice
Short-term w/o guest licence	x	-
Long-term with guest licence	x	-

Licensing authority	<p>Agence Nationale des Fréquences (ANFR) Service Radioamateurs 4 rue Alphonse Matter, B. P. 8314, F-88108 Saint-Dié-des-Vosges, France Tel: +33 3 29 42 20 74 Fax: +33 3 29 42 20 70 E-mail: amat@anfr.fr Website: https://www.anfr.fr/gerer/radioamateurs/nos-missions</p> <p>Réunion: Agence Nationale des Fréquences (ANFR) Service Radioamateurs 33, rue Gustave-Eiffel, ZAC Ravine à Marquet, D-97419 La Possession, Réunion Tel: +262 350394 E-mail: amat@anfr.fr Website: https://www.anfr.fr/gerer/radioamateurs/nos-missions</p> <p>Autorité de Régulation des Communications Électroniques et des Postes (ARCEP) Street address: 14, rue Gerty Archimède, F-75012 Paris, France E-mail: consommateurs@arcep.fr Website: https://www.arcep.fr/</p>	
IARU member society	<p>Reseau des Émetteurs Français (REF) P.O. Box 77429, F-37074 Tours Cedex 2, France Street address: 32, Rue de Suède, F-37100 Tours, France Tel: +33 (2) 4741-8873 E-mail: iaruf@r-e-f.org Website: https://web.r-e-f.org</p>	
Implementation	<p>CEPT Licence T/R 61-01 implemented T/R 61-02 / HAREC implemented</p>	<p>CEPT Novice Licence ECC/REC/(05)06 not implemented ERC Report 32 not applied</p>
Short-term without guest licence	Yes	No
Short-term call sign prefix	<p>F/ France métropolitaine/Metropolitan France FH/ Mayotte FR/ Réunion Îles Éparses de l'océan Indien¹: Bassas da India (also FT.B) Île Europa (also FT.E) Îles Glorieuses (also FT.G) Île Juan de Nova (also FT.J) Île Tromelin (also FT.T) FT/ Terres australes et antarctiques françaises¹: Archipel Crozet (FT.W) TK/ Corse/Corsica</p>	
Long-term with guest licence	<p>Yes Application: https://www.anfr.fr/fileadmin/mediatheque/documents/radioamateurs/FORM_INDIC_ETRANGER_Oct17.DOC.pdf to: ANFR (see above)</p>	No
Long-term call sign prefix	<p>F4V** France métropolitaine/Metropolitan France – applicants from EU countries and from countries that have implemented CEPT T/R 61-01 F4W** France métropolitaine/Metropolitan France – applicants from EU countries and from non-EU countries that have implemented CEPT T/R 61-02 or that have concluded a reciprocity agreement with France TK4V** Corse/Corsica – applicants from EU countries and from countries that have implemented CEPT T/R 61-01 TK4W** Corse/Corsica – applicants from EU countries and from non-EU countries that have implemented CEPT T/R 61-02 or that have concluded a reciprocity agreement with France</p>	
Extensions	/M, /MM, /P	

Equivalent national class	HAREC		
Band	Frequency Range	Power (PEP)	Bandwidth/ Modes
2200 m	135.700 – 137.800 kHz	1 W EIRP	1 kHz
630 m	472.000 – 479.000 kHz	1 W EIRP	1 kHz
160 m	1.810 – 1.850 MHz	500 W	6 kHz
80 m	3.500 – 3.800 MHz	500 W	6 kHz
60 m	5.3515 – 5.3665 MHz	15 W EIRP	6 kHz
40 m	7.000 – 7.200 MHz	500 W	6 kHz
30 m	10.100 – 10.150 MHz	500 W	6 kHz
20 m	14.000 – 14.350 MHz	500 W	6 kHz
17 m	18.068 – 18.168 MHz	500 W	6 kHz
15 m	21.000 – 21.450 MHz	500 W	6 kHz
12 m	24.890 – 24.990 MHz	500 W	6 kHz
10 m	28.000 – 29.700 MHz	250 W	12 kHz
6 m	50.000 – 52.000 MHz ²	120 W	12 kHz
4 m			
2 m	144.000 – 146.000 MHz	120 W	20 kHz
70 cm	430.000 – 440.000 MHz	120 W	20 kHz
23 cm	1.240 – 1.300 GHz	120 W	any
13 cm	2.300 – 2.450 GHz	120 W	any
9 cm			
6 cm	5.650 – 5.850 GHz	120 W	any
3 cm	10.000 – 10.500 GHz	120 W	any
1.2 cm	24.000 – 24.250 GHz	120 W	any
6 mm	47.000 – 47.200 GHz	120 W	any
4 mm	76.000 – 81.500 GHz	120 W	any
2.5 mm	122.250 – 123.000 GHz	120 W	any
2 mm	134.000 – 141.000 GHz	120 W	any
1.2 mm	241.000 – 250.000 GHz	120 W	any

Notes

- ¹ Country included in the List of CEPT Countries (T/R 61-01, Annex 2), but guest licence required
² 50.200–51.200 MHz: regional restrictions

Info

Légifrance: *Arrêté du 2 mars 2021 modifiant l'arrêté du 21 septembre 2000 modifié fixant les conditions d'obtention des certificats d'opérateur, d'attribution et de retrait des indicatifs des services d'amateur.*

<https://www.legifrance.gouv.fr/jorf/id/JORFTEXT000043220189> (current as of 2021-03-06)

—: *Arrêté du 2 mars 2021 précisant les conditions d'utilisation en Nouvelle-Calédonie, en Polynésie française, à Wallis-et-Futuna et dans les Terres australes et antarctiques françaises des installations des services d'amateur.*

<https://www.legifrance.gouv.fr/jorf/id/JORFTEXT000043220263> (current as of 2021-03-06)

Agence nationale des fréquences (ANFR): *Radioamateurs. Cadre juridique.* <https://www.anfr.fr/gerer/radioamateurs/cadre-juridique> (current as of 2024-11-15)

—: *Tableau national de répartition des bandes de fréquences.* https://www.anfr.fr/fileadmin/TNRBF/TNRBF_2024-03-13.pdf (current as of 2024-03-15)

Réseau des Émetteurs Français (REF): *Operating in France.* <https://web.r-e-f.org/operating-in-france> (current as of 2024-11-15)

Radio-Club de la Haute Île: *Textes de Réglementation. Version Juin 2024.* <http://f6kgl.f5kff.free.fr/Reglementation.pdf> (current as of 2024-05-23)

France – ITU Region 2

Guadeloupe, St. Barthélemy, Martinique, Clipperton, St. Pierre and Miquelon, St. Martin, French Guyana

	Full	Novice
Short-term w/o guest licence	x	-
Long-term with guest licence	x	-

Licensing authority
 Agence Nationale des Fréquences (ANFR)
 Service Radioamateurs
 4 rue Alphonse Matter, B. P. 8314, F-88108 Saint-Dié-des-Vosges, France
 Tel: +33 3 29 42 20 74
 Fax: +33 3 29 42 20 70
 E-mail: amat@anfr.fr
 Website: <https://www.anfr.fr/gerer/radioamateurs/nos-missions>

Autorité de Régulation des Communications Électroniques et des Postes (ARCEP)
 Street address: 14, rue Gerty Archimède, F-75012 Paris, France
 E-mail: consommateurs@arcep.fr
 Website: <https://www.arcep.fr/>

IARU member society
 Reseau des Émetteurs Français (REF)
 P.O. Box 77429, F-37074 Tours Cedex 2, France
 Street address: 32, Rue de Suède, F-37100 Tours, France
 Tel: +33 (2) 4741-8873
 E-mail: iaruf@r-e-f.org
 Website: <https://web.r-e-f.org>

Implementation
CEPT Licence
 T/R 61-01 implemented
 T/R 61-02 / HAREC implemented

CEPT Novice Licence
 ECC/REC/(05)06 not implemented
 ERC Report 32 not applied

Short-term without guest licence Yes No

Short-term call sign prefix

FG/	Guadeloupe
FJ/	Saint-Barthélemy ¹
FM/	Martinique
FO/	Clipperton ²
FP/	Saint-Pierre et Miquelon
FS/	Saint-Martin ¹
FY/	Guyane Française/French Guyana ¹

Long-term with guest licence Yes No

Application:
https://www.anfr.fr/fileadmin/mediatheque/documents/radioamateurs/FORM_INDIC_ETRANGER_Oct17.DOC.pdf
 to:
 ANFR (see above)

Extensions /M, /MM, /P

Equivalent national class HAREC

Band	Frequency Range	Power (PEP)	Bandwidth/ Modes
2200 m	135.700 – 137.800 kHz	1 W EIRP	1 kHz
630 m	472.000 – 479.000 kHz	1 W EIRP	1 kHz
160 m	1.800 – 2.000 MHz	500 W	6 kHz
80 m	3.500 – 4.000 MHz	500 W	6 kHz
60 m	5.3515 – 5.3665 MHz	15 W EIRP	6 kHz
40 m	7.000 – 7.300 MHz	500 W	6 kHz
30 m	10.100 – 10.150 MHz	500 W	6 kHz
20 m	14.000 – 14.350 MHz	500 W	6 kHz
17 m	18.068 – 18.168 MHz	500 W	6 kHz
15 m	21.000 – 21.450 MHz	500 W	6 kHz
12 m	24.890 – 24.990 MHz	500 W	6 kHz
10 m	28.000 – 29.700 MHz	250 W	12 kHz
6 m	50.000 – 54.000 MHz	120 W	12 kHz
4 m			
2 m	144.000 – 148.000 MHz	120 W	20 kHz
1.25 m	220.000 – 225.000 MHz	120 W	20 kHz
70 cm	430.000 – 440.000 MHz ³	120 W	20 kHz
23 cm	1.240 – 1.300 GHz	120 W	any
13 cm	2.300 – 2.450 GHz	120 W	any
9 cm	3.300 – 3.500 GHz	120 W	any
6 cm	5.650 – 5.925 GHz	120 W	any
3 cm	10.000 – 10.500 GHz	120 W	any

1.2 cm	24.000 – 24.250 GHz	120 W	any
6 mm	47.000 – 47.200 GHz	120 W	any
4 mm	76.000 – 81.500 GHz	120 W	any
2.5 mm	122.250 – 123.000 GHz	120 W	any
2 mm	134.000 – 141.000 GHz	120 W	any
1.2 mm	241.000 – 250.000 GHz	120 W	any

Notes

- ¹ Country included in the List of CEPT Countries (T/R 61-01, Annex 2), but guest licence required
- ² Country included in the List of CEPT Countries (T/R 61-01, Annex 2), but guest licence and landing permission required
- ³ 433.750–434.250 MHz excluded in Guadeloupe, St. Barthélemy, Martinique, St. Martin, French Guyana

Info

Legifrance: *Arrêté du 2 mars 2021 modifiant l'arrêté du 21 septembre 2000 modifié fixant les conditions d'obtention des certificats d'opérateur, d'attribution et de retrait des indicatifs des services d'amateur.*

<https://www.legifrance.gouv.fr/jorf/id/JORFTEXT000043220189> (current as of 2021-03-06)

Agence nationale des fréquences (ANFR): *Tableau national de répartition des bandes de fréquences.*

https://www.anfr.fr/fileadmin/TNRBF/TNRBF_2024-03-13.pdf (current as of 2024-03-15)

Réseau des Émetteurs Français (REF): *Operating in France.* <https://web.r-e-f.org/operating-in-france/> (current as of 2024-11-15)

Radio-Club de la Haute Île: *Textes de Réglementation. Version Juin 2024.* <http://f6kgl.f5kff.free.fr/Reglementation.pdf> (current as of 2024-05-23)



France – ITU Region 3

New Caledonia, French Polynesia, French Southern and Antarctic Lands (Kerguelen, Adélie Land, St. Paul and Amsterdam), Wallis and Futuna

	Full	Novice
Short-term w/o guest licence	x	-
Long-term with guest licence	x	-

Licensing authority	<p>Autorité de Régulation des Communications Électroniques et des Postes (ARCEP) Street address: 14, rue Gerty Archimède, F-75012 Paris, France E-mail: consommateurs@arcep.fr Website: https://www.arcep.fr/</p> <p>Agence Nationale des Fréquences (ANFR) Service Radioamateurs 4 rue Alphonse Matter, B. P. 8314, 88108 Saint-Dié-des-Vosges, France Tel: +33 3 29 42 20 74 Fax: +33 3 29 42 20 70 E-mail: amat@anfr.fr Website: https://www.anfr.fr/gerer/radioamateurs/nos-missions</p> <p>Polynésie Française/French Polynesia: Agence Nationale des Fréquences (ANFR) Antenne de Polynésie Française B. P. 115, 98713 Papeete, French Polynesia Street address: 142 rue Dumont D'Urville, F-98713 Papeete Cedex, French Polynesia Tel: +689 40468943 E-mail : polynesie@anfr.pf Mail: polynesie@anfr.nc Website: https://www.anfr.fr/outre-mer/polynesie-francaise</p> <p>New Caledonia: Agence Nationale des Fréquences (ANFR) B. P. 1604, 98845 Noumea Cedex, New Caledonia Street address: Immeuble After C, Bureau 013, 3 rue A. Barrau, 98800 Nouméa Cedex, New Caledonia Tel: +687 256260 E-mail: nouvelle-caledonie@anfr.nc Website: https://www.anfr.fr/outre-mer/nouvelle-Caledonie</p>	
IARU member society	<p>Reseau des Émetteurs Français (REF) P.O. Box 77429, F-37074 Tours Cedex 2, France Street address: 32, Rue de Suède, F-37100 Tours, France Tel: +33 (2) 4741-8873 E-mail: iaru@r-e-f.org Website: https://web.r-e-f.org</p> <p>Club Océanien de Radio et d'Astronomie (CORA) P. O. Box 5006, Pirae F-98716, Tahiti, French Polynesia Tel: +689 436258/412525 <FO5EC></p> <p>Association des Radio-Amateurs de Nouvelle-Calédonie (ARANC) P. O. Box 3956, Noumea 98847, New Caledonia Tel:/Fax +687 271563 E-mail: esporic@canl.nc Website: https://arancfk8ka.wordpress.com/</p>	
Implementation	CEPT Licence T/R 61-01 implemented T/R 61-02 / HAREC implemented	CEPT Novice Licence ECC/REC/(05)06 not implemented ERC Report 32 not applied
Short-term without guest licence	Yes	No
Short-term call sign prefix	FK/ Nouvelle Calédonie/New Caledonia ¹ Chesterfield ² FO/ Polynésie Française/French Polynesia ³ FT/ Terres australes et antarctiques françaises/ French Southern and Antarctic Lands ⁴ : Îles Kerguelen/Kerguelen Islands (FT.X) Terre-Adélie/Adélie Land (FT.Y) Îles Saint-Paul et Amsterdam/St. Paul and Amsterdam Islands (FT.Z) FW/ Îles Wallis et Futuna/Wallis and Futuna Islands ⁴	
Long-term with guest licence	Yes Polynésie Française/French Polynesia: Application: https://www.demarches-simplifiees.fr/commencer/amat-tempo-anfr-polynesiefrancaise	No

Long-term call sign prefix	FK4V** Nouvelle Calédonie/New Caledonia – applicants from EU countries and from countries that have implemented CEPT T/R 61-01
	FK4W** Nouvelle Calédonie/New Caledonia – applicants from EU countries and from non-EU countries that have implemented CEPT T/R 61-02 or that have concluded a reciprocity agreement with France
	FO4V** Polynésie française/French Polynesia – applicants from EU countries and from countries that have implemented CEPT T/R 61-01
	FO4W** Polynésie française/French Polynesia – applicants from EU countries and from non-EU countries that have implemented CEPT T/R 61-02 or that have concluded a reciprocity agreement with France
	FW4V** Wallis et Futuna/Wallis and Futuna – applicants from EU countries and from countries that have implemented CEPT T/R 61-01
	FW4W** Wallis et Futuna/Wallis and Futuna – applicants from EU countries and from non-EU countries that have implemented CEPT T/R 61-02 or that have concluded a reciprocity agreement with France

Long-term with guest licence /M, /MM, /P

Equivalent national class HAREC

Band	Frequency Range	Power (PEP)	Bandwidth/ Modes
2200 m	135.700 – 137.800 kHz	1 W EIRP	1 kHz
630 m	472.000 – 479.000 kHz	1 W EIRP	1 kHz
160 m	1.810 – 1.830 MHz ⁵	500 W	6 kHz
	1.830 – 2.000 MHz	500 W	6 kHz
80 m	3.500 – 3.900 MHz	500 W	6 kHz
60 m	5.3515 – 5.3665 MHz	15 W EIRP	6 kHz
40 m	7.000 – 7.200 MHz	500 W	6 kHz
30 m	10.100 – 10.150 MHz	500 W	6 kHz
20 m	14.000 – 14.350 MHz	500 W	6 kHz
17 m	18.068 – 18.168 MHz	500 W	6 kHz
15 m	21.000 – 21.450 MHz	500 W	6 kHz
12 m	24.890 – 24.990 MHz	500 W	6 kHz
10 m	28.000 – 29.700 MHz	250 W	12 kHz
6 m	50.000 – 54.000 MHz	120 W	12 kHz
4 m			
2 m	144.000 – 148.000 MHz	120 W	20 kHz
70 cm	430.000 – 440.000 MHz	120 W	20 kHz
23 cm	1.240 – 1.300 GHz	120 W	any
13 cm	2.300 – 2.415 GHz	120 W	any
	2.415 – 2.450 GHz ⁶	120 W	any
9 cm	3.300 – 3.500 GHz	120 W	any
6 cm	5.650 – 5.850 GHz	120 W	any
3 cm	10.000 – 10.500 GHz	120 W	any
1.2 cm	24.000 – 24.250 GHz	120 W	any
6 mm	47.000 – 47.200 GHz	120 W	any
4 mm	76.000 – 81.000 GHz	120 W	any
2.5 mm	122.250 – 123.000 GHz	120 W	any
2 mm	134.000 – 141.000 GHz	120 W	any
1.2 mm	241.000 – 250.000 GHz	120 W	any

Notes

- ¹ Prior to any amateur radio activity in New Caledonia, a registration with the Agence Nationale de Fréquence (ANFR) is required indicating the location and duration of the stay: https://www.anfr.fr/fileadmin/medias/nouvelle-caledonie/FORM_INDIC_FRANCAIS_ET_ETRANGER_Version_FR_-Septembre_2021_-_NC.pdf
- ² Landing permission required
- ³ Prior to any amateur radio activity in French Polynesia, a registration with the Agence Nationale de Fréquence (ANFR) is required indicating the location and duration of the stay: <https://www.demarches-simplifiees.fr/commencer/amat-anfr-polynesiefrancaise>
- ⁴ Country included in the List of CEPT Countries (T/R 61-01, Annex 2), but guest licence required
- ⁵ Only French Polynesia
- ⁶ Except islands of Tahiti, Moorea in French Polynesia

Info

Legifrance: *Arrêté du 2 mars 2021 précisant les conditions d'utilisation en Nouvelle-Calédonie, en Polynésie française, à Wallis-et-Futuna et dans les Terres australes et antarctiques françaises des installations des services d'amateur.* <https://www.legifrance.gouv.fr/jorf/id/JORFTEXT000043220263> (current as of 2021-03-06)

Agence nationale des fréquences (ANFR): *Demande d'indicatif du service amateur pour les opérateurs français et étrangers établis en Nouvelle Calédonie.* https://www.anfr.fr/fileadmin/medias/nouvelle-caledonie/FORM_INDIC_FRANCAIS_ET_ETRANGER_Version_FR_-Septembre_2021_-_NC.pdf (current as of 2022-07-12)

—: *Polynésie française. Demande de licence temporaire / For temporary radioamateur licence.* <https://www.anfr.fr/outre-mer/polynesie-francaise/radioamateurs> (current as of 2024-11-15)

—: *Tableau national de répartition des bandes de fréquences.* https://www.anfr.fr/fileadmin/TNRBF/TNRBF_2024-03-13.pdf (current as of 2024-03-15)

Réseau des Émetteurs Français (REF): *Operating in France.* <https://web.r-e-f.org/operating-in-france/> (current as of 2024-11-15)

Radio-Club de la Haute Île: *Textes de Réglementation. Version Juin 2024.* <http://f6kgl.f5kff.free.fr/Reglementation.pdf> (current as of 2024-05-23)



Georgia

	Full	Novice
Short-term w/o guest licence	x	x
Long-term with guest licence	x	x

Licensing authority National Communications Commission of Georgia (ComCom)
Street address: 50/18 Ketevan Tsamebuli Ave./Bochorma Str., 0144, Tbilisi, Georgia
Tel: +995 32 292 16 67
E-mail: post@comcom.ge, <https://comcom.ge/en/contact#collapseOne>
Website: <https://comcom.ge/en>

IARU member society National Association Radioamateurs of Georgia (NARG)
Agamashenebeli Av. 70, Tbilisi 0102, Georgia
Tel: +995 99 563184, +995 32 2963184
E-mail: mamuka@yahoo.com; radioamateurs.georgia@gmail.com
Website: <https://www.facebook.com/radioamateurs.georgia>

Implementation **CEPT Licence** T/R 61-01 implemented
T/R 61-02 / HAREC implemented according to national amateur radio regulations, but Georgia not included in the List of CEPT Countries (T/R 61-02, Annex 2)

CEPT Novice Licence ECC/REC/(05)06 implemented
ERC Report 32 not applied

Short-term without guest licence Yes Yes

Short-term call sign prefix 4L/ 4L/

Long-term with guest licence Yes Yes
Application:
<https://www.comcom.ge/uploads/other/12/12103.docx>
to:
Comcom (see above)

Extensions /A (aeronautical mobile), /M, /MM, /P (optional) /A (aeronautical mobile), /M, /MM, /P (optional)

Equivalent national class Extra Class, Class A Class B

Band	Frequency Range	Power (PEP)	Bandwidth/ Modes	Frequency Range	Power (PEP)	Bandwidth/ Modes
2200 m	135.700 – 137.800 kHz	100 W	CW ¹	135.700 – 137.800 kHz	100 W	CW ¹
630 m	1.810 – 1.838 MHz	1.6 kW	CW ¹	1.820 – 1.840 MHz	400 W	CW ¹
160 m	1.838 – 1.840 MHz	1.6 kW	CW, digital ²	1.840 – 1.900 MHz	400/100 W ³	CW, phone ⁴
	1.840 – 1.850 MHz	1.6 kW	CW, phone, digital ⁵	1.900 – 2.000 MHz	400/100 W ⁶	CW, phone ⁷
80 m	1.850 – 2.000 MHz	100 W	CW, phone ⁷	3.500 – 3.580 MHz	400 W	CW ¹
	3.500 – 3.580 MHz	1.6 kW	CW ¹	3.580 – 3.600 MHz	400 W	CW, digital ⁸
	3.580 – 3.590 MHz	1.6 kW	CW, digital ⁸	3.600 – 3.620 MHz	400 W	CW, phone, digital ¹⁰
	3.590 – 3.600 MHz	1.6 kW	CW, digital ⁹	3.620 – 3.730 MHz	400 W	CW, phone ⁴
	3.600 – 3.620 MHz	1.6 kW	CW, phone, digital ¹⁰	3.730 – 3.740 MHz	400 W	CW, phone, SSTV, FAX ¹¹
	3.620 – 3.730 MHz	1.6 kW	CW, phone ⁴	3.740 – 3.800 MHz	400 W	CW, phone ⁴
	3.730 – 3.740 MHz	1.6 kW	CW, phone, SSTV, FAX ¹¹			
60 m	3.740 – 3.800 MHz	1.6 kW	CW, phone ⁴	7.000 – 7.035 MHz	400 W	CW ¹
40 m	5.3515 – 5.3665 MHz	1.6 kW	CW, phone ⁴	7.035 – 7.040 MHz	400 W	CW, SSTV, FAX ¹²
	7.000 – 7.035 MHz	1.6 kW	CW ¹	7.040 – 7.045 MHz	400 W	CW, phone, digital, SSTV, FAX ¹³
	7.035 – 7.040 MHz	1.6 kW	CW, SSTV, FAX ¹²	7.045 – 7.100 MHz	400 W	CW, phone ⁴
	7.040 – 7.045 MHz	1.6 kW	CW, phone, digital, SSTV, FAX ¹³	7.100 – 7.200 MHz ¹⁴		
	7.045 – 7.100 MHz	1.6 kW	CW, phone ⁴	10.100 – 10.150 MHz	400 W	CW ¹
30 m	7.100 – 7.200 MHz ¹⁴			14.000 – 14.070 MHz	400 W	CW ¹
	10.100 – 10.140 MHz	1.6 kW	CW ¹	14.070 – 14.089 MHz	400 W	CW, digital ⁸
	10.140 – 10.150 MHz	1.6 kW	CW, digital ⁵	14.089 – 14.099 MHz	400 W	CW, digital ⁹
20 m	14.000 – 14.070 MHz	1.6 kW	CW ¹	14.099 – 14.101 MHz ¹⁵		
	14.070 – 14.089 MHz	1.6 kW	CW, digital ⁸	14.101 – 14.112 MHz	400 W	CW, phone, digital ¹⁰
	14.089 – 14.099 MHz	1.6 kW	CW, digital ⁹	14.150 – 14.230 MHz	400 W	CW, phone ⁴
	14.099 – 14.101 MHz ¹⁵			14.230 MHz	400 W	CW, phone, SSTV, FAX ¹¹
	14.101 – 14.112 MHz	1.6 kW	CW, phone, digital ¹⁰			
	14.112 – 14.230 MHz	1.6 kW	CW, phone ⁴			
	14.230 MHz	1.6 kW	CW, phone, SSTV, FAX ¹¹			

17 m	14.230 – 14.350 MHz	1.6 kW	CW, phone ⁴	14.230 – 14.350 MHz	400 W	CW, phone ⁴
	18.068 – 18.100 MHz	1.6 kW	CW ¹	18.068 – 18.100 MHz	400 W	CW ¹
	18.100 – 18.109 MHz	1.6 kW	CW, digital ⁸	18.100 – 18.109 MHz	400 W	CW, digital ⁸
	18.109 – 18.111 MHz ^{15,16}			18.109 – 18.111 MHz ¹⁵		
15 m	18.111 – 18.168 MHz ¹⁷	1 kW	CW, phone ⁴	18.111 – 18.168 MHz ¹⁸	400 W	CW, phone ⁴
	21.000 – 21.080 MHz	1.6 kW	CW ¹	21.000 – 21.080 MHz	400 W	CW ¹
	21.080 – 21.100 MHz	1.6 kW	CW, digital ⁸	21.080 – 21.120 MHz	400 W	CW, digital ⁸
	21.100 – 21.120 MHz	1.6 kW	CW, digital ⁹	21.120 – 21.150 MHz	400 W	CW ¹
	21.120 – 21.149 MHz	1.6 kW	CW ¹	21.150 – 21.450 MHz ¹⁹	400 W	CW, phone ⁴
	21.149 – 21.151 MHz ¹⁵					
	21.151 – 21.340 MHz	1.6 kW	CW, phone ⁴			
	21.340 – 21.340 MHz	1.6 kW	CW, phone, SSTV, FAX ¹¹			
12 m	21.340 – 21.450 MHz	1.6 kW	CW, phone ⁴	24.890 – 24.920 MHz	400 W	CW ¹
	24.890 – 24.920 MHz	1.6 kW	CW ¹	24.920 – 24.929 MHz	400 W	CW, digital ⁸
	24.920 – 24.929 MHz	1.6 kW	CW, digital ⁸	24.920 – 24.929 MHz	400 W	CW, digital ⁸
	24.929 – 24.931 MHz ¹⁵			24.930 – 24.990 MHz ²⁰	400 W	CW, phone ⁴
10 m	24.931 – 24.990 MHz ²¹	1.6 kW	CW, phone ⁴			
	28.000 – 28.050 MHz	1.6 kW	CW ¹	28.000 – 28.050 MHz ²²	400 W	CW ¹
	28.050 – 28.120 MHz	1.6 kW	CW, digital ⁸	28.050 – 28.150 MHz	400 W	CW, digital ⁸
	28.120 – 28.150 MHz	1.6 kW	CW, digital ⁹	28.200 – 29.700 MHz ²³	400 W	CW, phone ⁴
	28.150 – 28.190 MHz	1.6 kW	CW ¹			
	28.190 – 28.199 MHz ^{15,24}					
	28.201 – 28.225 MHz ¹⁵					
	28.225 – 28.680 MHz	1.6 kW ²⁵	CW, phone ⁴			
	28.680 – 29.200 MHz	1.6 kW	CW, phone, SSTV, FAX ¹¹			
	29.200 – 29.300 MHz	1.6 kW	CW, phone ⁴			
	29.300 – 29.510 MHz ²⁷	1.6 kW	any			
	29.510 – 29.700 MHz	1.6 kW	CW, phone ⁴			
6 m	50.000 – 52.000 MHz		²⁸ any	50.000 – 52.000 MHz		²⁸ any
4 m						
2 m						
70 cm	144.000 – 146.000 MHz	100 W	CW, phone ^{29,30}	144.000 – 146.000 MHz	25 W	CW, phone ²⁹
23 cm	430.000 – 440.000 MHz	100 W	CW, phone ^{29,30}	430.000 – 440.000 MHz	25 W	CW, phone ²⁹
	1.240 – 1.300 GHz	10 W	CW, phone, digital ^{30,31}	1.240 – 1.300 GHz	5 W	CW, phone ³²
13 cm	2.300 – 2.320 GHz ¹⁴			2.300 – 2.320 GHz ¹⁴		
	2.320 – 2.450 GHz	10 W	CW, phone, digital ^{30,31}	2.320 – 2.450 GHz	5 W	CW, phone ³²
9 cm	3.400 – 3.600 GHz ¹⁴			3.400 – 3.600 GHz ¹⁴		
6 cm	5.650 – 5.850 GHz	10 W	CW, phone, digital ^{30,31}	5.650 – 5.850 GHz	5 W	CW, phone ³²
3 cm	10.000 – 10.500 GHz	5 W	CW, phone, digital ^{30,31}	10.000 – 10.500 GHz	5 W	CW, phone ³²
1.2 cm	24.000 – 24.250 GHz ¹⁴			24.000 – 24.250 GHz ¹⁴		
6 mm	47.000 – 47.200 GHz	5 W	CW, phone, digital ^{30,31}	47.000 – 47.200 GHz	5 W	CW, phone ³²
4 mm	75.500 – 81.000 GHz	5 W	CW, phone, digital ^{30,31}	75.500 – 81.000 GHz	5 W	CW, phone ³²
2.5 mm	81.000 – 84.000 GHz ¹⁴			81.000 – 84.000 GHz ¹⁴		
	119.000 – 120.026 GHz	5 W	CW, phone, digital ^{30,31}	119.000 – 120.026 GHz	5 W	CW, phone ³²
2 mm	122.250 – 123.000 GHz ¹⁴			122.250 – 123.000 GHz ¹⁴		
	134.000 – 141.000 GHz ¹⁴			134.000 – 141.000 GHz ¹⁴		
	142.000 – 149.000 GHz	5 W	CW, phone, digital ^{30,31}	142.000 – 149.000 GHz	5 W	CW, phone ³²
1.2 mm	241.000 – 250.000 GHz	5 W	CW, phone, digital ^{30,31}	241.000 – 250.000 GHz	5 W	CW, phone ³²

Notes

- ¹ 100HA1A
- ² 100HA1A, digital (except Packet)
- ³ CW: 400 W, phone: 100 W
- ⁴ 100HA1A, 3K00J3E, 3K00R3E
- ⁵ 100HA1A, 3K00J3E, 3K00R3E, digital (except Packet)
- ⁶ CW, phone (6K00R3E): 400 W, phone (3K00R3E, 3K00J3E): 100 W
- ⁷ 100HA1A, 3K00J3E, 3K00R3E, 6K00R3E
- ⁸ 100HA1A, digital
- ⁹ 100HA1A, digital (Packet preferred)
- ¹⁰ 100HA1A, 3K00J3E, 3K00R3E, digital
- ¹¹ 100HA1A, 3K00J3E, 3K00R3E, SSTV, FAX
- ¹² 100HA1A, digital (except Packet), SSTV, FAX
- ¹³ 100HA1A, 3K00J3E, 3K00R3E, digital (except Packet), SSTV, FAX

- 14 Band listed in the national frequency plan, but not included in the national amateur radio regulations
 15 Beacon stations, reception only
 16 Error in amateur radio regulations (ComCom): 18109–1811 KHz
 17 Error in amateur radio regulations (ComCom): 18110–18318 KHz
 18 Error in amateur radio regulations (ComCom): 18110–18168 KHz
 19 Class B: frequency range for beacon stations (21.149–21.151 kHz) missing in amateur radio regulations
 20 Class B: frequency range for beacon stations (24.929–24.931 kHz) missing in amateur radio regulations
 21 Error in amateur radio regulations (ComCom): 24930–25139 KHz
 22 Error in amateur radio regulations (ComCom): 28000–28700 KHz
 23 Class B: frequency range for beacon stations (28.190–28.225 kHz) missing in amateur radio regulations
 24 Error in amateur radio regulations (ComCom): 28190–29199 KHz
 25 Error in amateur radio regulations (ComCom): 28225–29200 KHz: 100 0W
 26 100HA1A, 3K00J3E, 3K00R3E, digital (NBFM Packet)
 27 Error in amateur radio regulations (ComCom): 29300–29520 KHz
 28 The field strength in a height of 10 m above ground should not exceed +6 dB (μV/m) along the border.
 29 100 H1A, 6K00F3E, 24K0F3E, 3K00R3E, 3K00J3E
 30 Class A: 100HA1A missing in amateur radio regulations
 31 100 H1A, 6K00A3E, 6K00F3E, 24K0F3E, 3K00R3E, 3K00J3E, digital
 32 100 H1A, 6K00A3E, 6K00F3E, 24K0F3E, 3K00R3E, 3K00J3E

Info

National Communications Commission of Georgia (ComCom): *Resolution No. 1 of the National Communications Commission of Georgia dated June 27, 2003* [in Georgian language]. <https://comcom.ge/uploads/other/2/2707.pdf> (current as of 2020-05-25)

—: *Resolution No. 4 of the National Communications Commission of Georgia dated July 20, 2023 regarding the approval of the regulatory rules for the activities of the National Communications Commission of Georgia on making changes to Resolution No. 1 of the National Communications Commission of Georgia dated June 27, 2003* [in Georgian language]. <https://www.comcom.ge/ge/legal-acts/resolutions/2023-4-.page> (current as of 2023-07-20)

—: *Resolution No. 9 of the National Communications Commission of Georgia dated June 25, 2024 on approval of the National Radio Frequency Spectrum Allocation Plan* [in Georgian language]. <https://comcom.ge/uploads/other/14/14075.pdf> (current as of 2024-08-05)



Germany

	Full	Novice
Short-term		
w/o guest licence	x	x
Long-term		
with guest licence	x	x

Licensing authority
 Bundesnetzagentur für Elektrizität, Gas, Telekommunikation, Post und Eisenbahnen (BNetzA) – Amateurfunk
 Alter Hellweg 56, D-44379 Dortmund, Germany
 Tel: +49 231 9955-0
 Fax: +49 231 9955-180
 E-mail: dort1-postfach@bnetza.de
 Website: <https://www.bundesnetzagentur.de>

IARU member society
 Deutscher Amateur-Radio-Club (DARC)
 Lindenallee 4, D-34225 Baunatal, Germany
 Tel: +49 (561) 94988-0
 Fax: +49 (561) 94988-50
 E-mail: darc@darc.de
 Website: <https://www.darc.de>

Implementation
CEPT Licence
 T/R 61-01 implemented
 T/R 61-02 / HAREC implemented

Short-term without guest licence
 Yes
 Application for applicants from non-CEPT countries:
https://www.bundesnetzagentur.de/SharedDocs/Downloads/DE/Sachgebiete/Telekommunikation/Unternehmen_Institutionen/Frequenzen/Amateurfunk/AntraegeFormulare/Antrag_auf_eine_3-Monats_Kurzzeitzulassung2.pdf?__blob=publicationFile&v=3
 to:
 BNetzA (see above)

Short-term call sign prefix
 DL/

Long-term with guest licence
 Yes
 Application:
https://www.bundesnetzagentur.de/SharedDocs/Downloads/DE/Sachgebiete/Telekommunikation/Unternehmen_Institutionen/Frequenzen/Amateurfunk/AntraegeFormulare/Formblatt_Zulassung.pdf?__blob=publicationFile&v=4
 to:
 BNetzA (see above)

Long-term call sign prefix
 DA1-2, DB1-9, DCØ-9, DF1-9, DGØ-9, DHØ-9, DJØ-9, DK1-9, DL1-9, DM1-9

Extensions
 /AM, /M, /MM, /P (optional)

Equivalent national class
 Class A

Band	Frequency Range	Power (PEP)	Bandwidth/Modes
2200 m ¹²	135.700 – 137.800 kHz	1 W ERP	800 Hz
630 m	472.000 – 479.000 kHz	1 W ERP	800 Hz
160 m	1.810 – 1.850 MHz	750 W	2.7 kHz
	1.850 – 1.890 MHz ³	750 ³ /75 W	2.7 kHz
	1.890 – 2.000 MHz ³	750 ³ /10 W	2.7 kHz
80 m	3.500 – 3.800 MHz	750 W	2.7 kHz
60 m	5.3515 – 5.3665 MHz	9.14 W ERP	2.7 kHz
40 m	7.000 – 7.200 MHz	750 W	2.7 kHz
30 m ²	10.100 – 10.150 MHz	150 W	800 Hz
20 m	14.000 – 14.350 MHz	750 W	2.7 kHz
17 m	18.068 – 18.168 MHz	750 W	2.7 kHz
15 m	21.000 – 21.450 MHz	750 W	2.7 kHz
12 m	24.890 – 24.990 MHz	750 W	2.7 kHz
10 m	28.000 – 29.000 MHz	750 W	7 kHz
	29.000 – 29.700 MHz	750 W	40 kHz
6 m ⁵	50.000 – 50.400 MHz	750 W	12 kHz
	50.400 – 52.000 MHz	25 W	12 kHz
4 m ⁵⁶	70.150 – 70.210 MHz	25 W ERP	12 kHz
2 m	144.000 – 146.000 MHz	750 W	40 kHz
70 cm	430.000 – 440.000 MHz	750 W	2 MHz ⁷
23 cm	1.240 – 1.247 GHz	750 W	2 MHz ⁸
	1.247 – 1.263 GHz	3.05 W ERP	2 MHz ⁸
	1.263 – 1.300 GHz	750 W	2 MHz ⁸

CEPT Novice Licence
 ECC/REC/(05)06 implemented
 ERC Report 32 applied

Short-term without guest licence
 Yes
 Application for applicants from non-CEPT countries:
https://www.bundesnetzagentur.de/SharedDocs/Downloads/DE/Sachgebiete/Telekommunikation/Unternehmen_Institutionen/Frequenzen/Amateurfunk/AntraegeFormulare/Antrag_auf_eine_3-Monats_Kurzzeitzulassung2.pdf?__blob=publicationFile&v=3
 to:
 BNetzA (see above)

Short-term call sign prefix
 DO/

Long-term with guest licence
 Yes
 Application:
https://www.bundesnetzagentur.de/SharedDocs/Downloads/DE/Sachgebiete/Telekommunikation/Unternehmen_Institutionen/Frequenzen/Amateurfunk/AntraegeFormulare/Formblatt_Zulassung.pdf?__blob=publicationFile&v=4
 to:
 BNetzA (see above)

Long-term call sign prefix
 DA6, DO1-9

Extensions
 /AM, /M, /MM, /P (optional)

Equivalent national class
 Class E

Frequency Range	Power (PEP)	Bandwidth/Modes
1.810 – 1.850 MHz	100 W	2.7 kHz
1.850 – 1.890 MHz ³	100 ⁴ /75 W	2.7 kHz
1.890 – 2.000 MHz ³	100 ⁴ /10 W	2.7 kHz
3.500 – 3.800 MHz	100 W	2.7 kHz
21.000 – 21.450 MHz	100 W	2.7 kHz
28.000 – 29.000 MHz	100 W	7 kHz
29.000 – 29.700 MHz	100 W	40 kHz
50.000 – 50.400 MHz ⁶	100 W	12 kHz
50.400 – 52.000 MHz ⁶	25 W	12 kHz
144.000 – 146.000 MHz	75 W	40 kHz
430.000 – 440.000 MHz	75 W	2 MHz ⁷
1.240 – 1.247 GHz	75 W	2 MHz ⁸
1.247 – 1.263 GHz	3.05 W ERP	2 MHz ⁸
1.263 – 1.300 GHz	75 W	2 MHz ⁸

13 cm	2.320 – 2.450 GHz	75 W	10 MHz ⁹	2.320 – 2.450 GHz	5 W	10 MHz ⁹
9 cm	3.400 – 3.475 GHz	75 W	10 MHz ⁹	3.400 – 3.475 GHz	5 W	10 MHz ⁹
6 cm	5.650 – 5.850 GHz	75 W	10 MHz ⁹	5.650 – 5.850 GHz	5 W	10 MHz ⁹
3 cm	10.000 – 10.500 GHz	75 W	10 MHz ⁹	10.000 – 10.500 GHz	5 W	10 MHz ⁹
1.2 cm	24.000 – 24.050 GHz	75 W	any	24.000 – 24.050 GHz	5 W	any
	24.050 – 24.250 GHz	75 W	10 MHz ⁹	24.050 – 24.250 GHz	5 W	10 MHz ⁹
6 mm	47.000 – 47.200 GHz	75 W	any	47.000 – 47.200 GHz	5 W	any
4 mm	76.000 – 81.000 GHz	75 W	10 MHz ⁹	76.000 – 81.000 GHz	5 W	10 MHz ⁹
2.5 mm	122.250 – 123.000 GHz	75 W	10 MHz ⁹	122.250 – 123.000 GHz	5 W	10 MHz ⁹
2 mm	134.000 – 141.000 GHz	75 W	10 MHz ⁹	134.000 – 141.000 GHz	5 W	10 MHz ⁹
1.2 mm	241.000 – 250.000 GHz	75 W	any	241.000 – 250.000 GHz	5 W	any
Laser	444.000 – 453.000 GHz		Laser	444.000 – 453.000 GHz		Laser
	510.000 – 546.000 GHz		Laser	510.000 – 546.000 GHz		Laser
	711.000 – 730.000 GHz		Laser	711.000 – 730.000 GHz		Laser
	909.000 – 926.000 GHz		Laser	909.000 – 926.000 GHz		Laser
	945.000 – 951.000 GHz		Laser	945.000 – 951.000 GHz		Laser
	> 956.000 GHz		Laser	> 956.000 GHz		Laser

Notes

- ¹ Prior to any amateur radio activity on this band, a registration with the Bundesnetzagentur is required indicating the location: Bundesnetzagentur Dortmund, Alter Hellweg 56, 44379 Dortmund; phone: +49 231 9955-0; e-mail: amateurfunk@bnetza.de
- ² No contest operation permitted
- ³ Contest operation on weekends only, 750 W PEP
- ⁴ Contest operation on weekends only, 100 W PEP
- ⁵ Horizontal polarization only, no mobile or portable operation permitted
- ⁶ Temporarily approved until 2025-12-31
- ⁷ AM-ATV: 7 MHz
- ⁸ AM-ATV, D-ATV: 7 MHz, FM-ATV: 18 MHz
- ⁹ ATV: 20 MHz

Info

Bundesministerium der Justiz (BMJ): *Gesetz über den Amateurfunk (Amateurfunkgesetz – AfuG 1997)*. https://www.gesetze-im-internet.de/afug_1997/AFuG_1997.pdf (current as of 2022-04-14)

—: *Verordnung zum Gesetz über den Amateurfunk*. https://www.gesetze-im-internet.de/afuv_2005/AFuV.pdf (current as of 2024-05-27)

—: *Zweite Verordnung zur Änderung der Amateurfunkverordnung*. <https://www.recht.bund.de/bgbl/1/2023/160/VO> (current as of 2023-06-23)

—: *Dritte Verordnung zur Änderung der Amateurfunkverordnung*. <https://www.recht.bund.de/bgbl/1/2024/175/VO> (current as of 2024-06-04)

Bundesnetzagentur (BNetzA): *Amateurfunkdienst; Nutzungsbedingungen für den Amateurfunkdienst in den Frequenzbereichen oberhalb 444 GHz* (Verfügung Nr. 14/2005). https://www.bundesnetzagentur.de/SharedDocs/Downloads/DE/Sachgebiete/Telekommunikation/Unternehmen_Institutionen/Frequenzen/Amateurfunk/AmtsblattverfuegungenAFu/Vfg142005Nutzungsbedingungld1317pdf.pdf?__blob=publicationFile&v=1 (current as of 2023-11-08)

—: *Amateurfunkdienst; befristeter Zugang im Frequenzbereich 70,150 – 70,210 MHz (Verfügung Nr. 58/2024)*. https://www.bundesnetzagentur.de/SharedDocs/Downloads/DE/Sachgebiete/Telekommunikation/Unternehmen_Institutionen/Frequenzen/Amateurfunk/AmtsblattverfuegungenAFu/Vfg_58_2024.pdf?__blob=publicationFile&v=5 (current as of 2024-06-12)

—: *Amateurfunkdienst; befristete Erlaubnisse* (Verfügung Nr. 105/2024). https://www.bundesnetzagentur.de/DE/Allgemeines/Presse/Amtsblatt/Einzeldownloads/Amtsblatt_24.pdf (current as of 2024-12-18)

Greece

	Full	Novice
Short-term w/o guest licence	x	-
Long-term with guest licence	x	-

Licensing authority Hellenic Telecommunications & Post Commission (EETT)
60 Kifissias Avenue, 15125 Maroussi, Greece
Tel: +30 210 6151000
E-mail: info@eett.gr
Website: <https://www.eett.gr/en>

IARU member society Radio Amateur Association of Greece (RAAG)
P. O. Box 42001, GR-121 01 Peristeri, Athens, Greece
Street address: 42 Pavlou Mela St., 1st floor, GR-12131, Athens, Greece
Tel: +30 210 522-6516
Fax: +30 210 522-6505
E-mail: raag-hq@raag.org
Website: <https://raag.org>

Implementation **CEPT Licence** T/R 61-01 implemented
T/R 61-02 / HAREC implemented

CEPT Novice Licence ECC/REC/(05)06 not implemented
ERC Report 32 not applied

Short-term without guest licence Yes

Short-term call sign prefix SV/

Optional digit designating the region:
SV1/ Attiki/Attica, Dytiki Elláda/Western Greece, Stereá Elláda/Central Greece
SV2/ Dytiki Makedonía/Western Macedonia, Kentriki Makedonía/Central Macedonia¹
SV3/ Pelopónnisos/Peloponnese
SV4/ Thessalía/Thessaly
SV5/ Dhodekánisos/Dodecanese
SV6/ Ípiros/Epirus
SV7/ Anatolikí Makedonía/Eastern Macedonia, Thráki/Thrace
SV8/ Iónia Nisia/Ionian Islands, Vório Egeo/North Aegean, Nótio Egeo/South Aegean (except Dodecanese and Crete)
SV9/ Kriti/Crete

Long-term with guest licence Yes
Info: <https://raag.org/foreign-hams>

Long-term call sign prefix SV1-9 CEPT countries (see above)
SVØ non-CEPT countries with reciprocity agreement with Greece

Extensions /M, /MM, /P

Equivalent national class Class 1

Band	Frequency Range	Power (PEP)	Bandwidth/Modes ²
2200 m	135.700 – 137.800 kHz	1 W EIRP	1 kHz
630 m	472.000 – 479.000 kHz	1 W EIRP	1 kHz
160 m	1.810 – 2.000 MHz	500 W	CW, SSB
80 m	3.500 – 3.600 MHz	500 W	CW, digital
	3.600 – 3.780 MHz	500 W	any
	3.780 – 3.800 MHz	500 W	CW, SSB
60 m	5.3515 – 5.3665 MHz	15 W EIRP	any
	7.000 – 7.200 MHz	500 W	any
40 m	10.100 – 10.150 MHz	500 W	any
30 m	14.000 – 14.350 MHz	500 W	any
17 m	18.068 – 18.168 MHz	500 W	any
15 m	21.000 – 21.450 MHz	500 W	any
12 m	24.890 – 24.990 MHz	500 W	any
10 m	28.000 – 29.700 MHz	500 W	any
6 m	50.000 – 52.000 MHz	100 W	any
4 m	70.000 – 70.250 MHz	100 W	any
2 m	144.000 – 146.000 MHz	100 W	any
70 cm	430.000 – 440.000 MHz	100 W	any
23 cm	1.240 – 1.300 GHz	50 W	any
13 cm	2.300 – 2.450 GHz	50 W	any
9 cm			

6 cm ³	5.650 – 5.850 GHz		
3 cm ³	10.000 – 10.500 GHz		
1.2 cm	24.000 – 24.250 GHz	50 W	any
6 mm			
4 mm			
2.5 mm	122.250 – 123.000 GHz	50 W	any
2 mm	134.000 – 141.000 GHz	50 W	any
1.2 mm	241.000 – 250.000 GHz	50 W	any

Notes

- ¹ Operation within Mount Athos is subject to the official written permission of the local administration of the holy community.
- ² Modes according to the IARU Region 1 band plan (please refer to the list at the end of this document)
- ³ Special permission required

Info


Ministry of Transport and Communication (YME): *Kanonismós leitourgías erasitechnikón stathmón asyrmátou*. https://www.yme.gr/imagebank/categories/ctg745_9_1192093566.pdf (current as of 2011-09-02)

Ministry of Digital Governance: *Ethnikós Kanonismós Katanomís Zonón Sychnotítou (EKKZS)*. <https://raag.org/wp-content/uploads/2024/11/20230202628.pdf> (current as of 2023-04-21)

Radio Amateur Association of Greece (RAAG): *Foreign Hams*. <https://raag.org/foreign-hams> (current as of 2024-11-15)

—: *Pínakas sychnotítou – provlepómeni ischýs*. <https://raag.org/pinakas-syxnotiton-isxys> (current as of 2022-02-13)

Thessaloniki Amateur Radio Group (TARG): *Tropopoísi tou kanonismou leitourgías erasitechnikón stathmón asyrmátou*. <https://www.targ.gr/images/files/y-a-10800-310-4-3-2013.pdf> (current as of 2013-03-21)



*Hong Kong

	Full	Novice
Short-term w/o guest licence	-	-
Long-term with guest licence	x	-

Licensing authority Office of the Communications Authority (OFCA) – Licensing Office
26/F, Wu Chung House, 213 Queen's Road East, Wan Chai, Hong Kong
Tel: +852 2803 6333, +852 2961 6278
Fax: +852 3155 0932
E-mail: ama_enq@ofca.gov.hk
Website: <https://www.ofca.gov.hk/en>

IARU member society Hong Kong Amateur Radio Transmitting Society (HARTS)
G. P. O. Box 541, Hong Kong
Street address: HARTS Communication Support Services Centre, 429 Cha Kwo Ling Road, Yau Tong, Kowloon, Hong Kong
Tel: +852 9242-1601
Fax: +852 2637-8977
E-mail: info@harts.org.hk
Website: <https://www.harts.org.hk>

Implementation **CEPT Licence** T/R 61-01 not implemented
T/R 61-02 / HAREC implemented

CEPT Novice Licence ECC/REC/(05)06 not implemented
ERC Report 32 not applied

Short-term without guest licence No

No

Long-term with guest licence Yes

Info:
<https://www.coms-auth.hk/en/licensing/telecommunications/other/index.html>
Application:
<http://www.coms-auth.hk/filemanager/common/licensing/A201.pdf>
to:
OFCA (see above)

No

Long-term call sign prefix VR2A*-W* applicants with local morse exam 12 wpm
VR2A**-C** applicants with local morse exam 5 wpm
VR2U**-Z** any applicant

Extensions /M, /MM, /P

Equivalent national class Amateur Station Licence

Band	Frequency Range	Power (PEP)	Bandwidth/ Modes
2200 m			
630 m			
160 m	1.800 – 2.000 MHz	400 W	any
80 m	3.500 – 3.900 MHz	400 W	any
60 m	5.3515 – 5.3665 MHz	15 W EIRP	any
40 m	7.000 – 7.200 MHz	400 W	any
30 m	10.100 – 10.150 MHz	400 W	any
20 m	14.000 – 14.350 MHz	400 W	any
17 m	18.068 – 18.168 MHz	400 W	any
15 m	21.000 – 21.450 MHz	400 W	any
12 m	24.890 – 24.990 MHz	400 W	any
10 m	28.000 – 29.700 MHz	400 W	any
6 m	50.000 – 51.500 MHz	400 W	any
	52.025 – 52.110 MHz	400 W	any
4 m			
2 m	144.000 – 146.000 MHz	100 W ¹	any
70 cm	430.000 – 431.000 MHz	400 W ¹	any
	435.000 – 439.800 MHz	400 W ¹	any
23 cm			
13 cm	2.400 – 2.450 GHz	400 W	any
9 cm			
6 cm	5.650 – 5.670 GHz	400 W	any
	5.725 – 5.850 GHz	4 W EIRP	any
3 cm	10.450 – 10.500 GHz	20 W	any
1.2 cm	24.000 – 24.250 GHz	400 W	any
6 mm	47.000 – 47.200 GHz	400 W	any
4 mm	76.000 – 81.000 GHz	400 W	any
2.5 mm			
2 mm			
1.2 mm			

Notes

¹ Maximum power for mobile operation 25 W ERP, for portable operation 5 W ERP.

Info

Telecommunications Ordinance (Chapter 106) Hong Kong: *Amateur Station Licence. Application for temporary permit for amateur radio station.* [https://www.coms-auth.hk/filemanager/common/licensing/form003\(3\).pdf](https://www.coms-auth.hk/filemanager/common/licensing/form003(3).pdf) (current as of 2023-02-28)



Hungary

	Full	Novice
Short-term w/o guest licence	x	x
Long-term with guest licence	x	x

Licensing authority Nemzeti Média- és Hírközlési Hatóság (NMHH)/National Media and Infocommunications Authority
P. O. Box 75, H-1525 Budapest, Hungary
Street address: Ostrom utca 23-25, H-1015 Budapest, Hungary
Tel: +36 1 457-7100
Fax: +36 1 356-5520
E-mail: info@nmhh.hu
Website: <https://english.nmhh.hu/>

Visegrádi utcai telephely NMHH
P. O. Box 977, H-1376 Budapest, Hungary
Street address: Visegrádi utca 106, H-1133 Budapest, Hungary
E-mail: feo@nmhh.hu

IARU member society Magyar Rádióamatőr Szövetség (MRASZ)
Királyhelmec u. 9, H-1037 Budapest, Hungary
Tel: +36 1 287-9634
E-mail: mrasz@mrasz.hu
Website: <https://mrasz.hu/>

Implementation **CEPT Licence**
T/R 61-01 implemented
T/R 61-02 / HAREC implemented

CEPT Novice Licence
ECC/REC/(05)06 implemented
ERC Report 32 applied

Short-term without guest licence Yes

Yes

Short-term call sign prefix HA/

HA/

Long-term with guest licence Yes
Application:
https://english.nmhh.hu/document/230377/Application_for_m_for_radio_amateur_licence_for_natural_person.pdf
to:
Visegrádi utcai telephely NMHH (see above)

Yes
Application:
https://english.nmhh.hu/document/230377/Application_for_m_for_radio_amateur_licence_for_natural_person.pdf
to:
Visegrádi utcai telephely NMHH (see above)

Extensions /AM, /M, /MM, /P (optional)

/AM, /M, /MM, /P (optional)

Equivalent national class CEPT

CEPT Novice; old RA, UA

Band	Frequency Range	Power (PEP)	Bandwidth/ Modes ^{1,2}	Frequency Range	Power (PEP)	Bandwidth/ Modes ^{1,2}
2200 m	135.700 – 137.800 kHz	1 W EIRP	200 Hz ³			
630 m	472.000 – 479.000 kHz	1 W EIRP	200 Hz ³			
160 m	1.810 – 1.838 MHz	1.5 kW	200 Hz ⁴	1.810 – 1.838 MHz	200 W	200 Hz ⁴
	1.838 – 1.840 MHz	1.5 kW	500 Hz ⁵	1.838 – 1.840 MHz	200 W	500 Hz ⁶
	1.840 – 1.843 MHz	1.5 kW	2.7 kHz ⁷	1.840 – 1.843 MHz	200 W	2.7 kHz ⁸
	1.843 – 1.850 MHz	1.5 kW	2.7 kHz ⁹	1.843 – 1.850 MHz	200 W	2.7 kHz ¹⁰
	1.850 – 2.000 MHz	10 W	2.7 kHz ⁹			
80 m	3.500 – 3.570 MHz	1.5 kW	200 Hz ⁴	3.500 – 3.570 MHz	200 W	200 Hz ⁴
	3.570 – 3.580 MHz	1.5 kW	200 Hz ⁵	3.570 – 3.580 MHz	200 W	200 Hz ⁵
	3.580 – 3.600 MHz	1.5 kW	500 Hz ⁵	3.580 – 3.600 MHz	200 W	500 Hz ⁵
	3.600 – 3.620 MHz	1.5 kW	2.7 kHz ⁷	3.600 – 3.800 MHz	200 W	2.7 kHz ¹¹
	3.620 – 3.800 MHz	1.5 kW	2.7 kHz ⁹			
60 m	5.3515 – 5.354 MHz	15 W EIRP	200 Hz ¹²			
	5.354 – 5.366 MHz	15 W EIRP	2.7 kHz ¹³			
	5.366 – 5.3665 MHz	15 W EIRP	20 Hz ¹²			
40 m	7.000 – 7.040 MHz	1.5 kW	200 Hz ⁴	7.000 – 7.040 MHz	200 W	200 Hz ⁴
	7.040 – 7.050 MHz	1.5 kW	500 Hz ⁵	7.040 – 7.050 MHz	200 W	500 Hz ⁵
	7.050 – 7.060 MHz	1.5 kW	2.7 kHz ⁷	7.050 – 7.200 MHz	200 W	2.7 kHz ¹⁴
	7.060 – 7.200 MHz	1.5 kW	2.7 kHz ¹⁵			
30 m	10.100 – 10.140 MHz	1.5 kW	200 Hz ⁴			
	10.140 – 10.150 MHz	1.5 kW	500 Hz ⁵			
20 m	14.000 – 14.070 MHz	1.5 kW	200 Hz ⁴	14.000 – 14.070 MHz	200 W	200 Hz ⁴
	14.070 – 14.099 MHz	1.5 kW	500 Hz ⁵	14.070 – 14.099 MHz	200 W	500 Hz ⁵
	14.099 – 14.101 MHz ¹⁶			14.099 – 14.101 MHz ¹⁶		
17 m	14.101 – 14.112 MHz	1.5 kW	2.7 kHz ⁷	14.101 – 14.112 MHz	200 W	2.7 kHz ¹⁷
	14.112 – 14.350 MHz	1.5 kW	2.7 kHz ⁹	14.112 – 14.350 MHz	200 W	2.7 kHz ¹⁸
	18.068 – 18.095 MHz	1.5 kW	200 Hz ⁴			
	18.095 – 18.109 MHz	1.5 kW	500 Hz ⁵			
	18.109 – 18.111 MHz ¹⁶					
	18.111 – 18.120 MHz	1.5 kW	2.7 kHz ⁷			

15 m	18.120 – 18.168 MHz	1.5 kW	2.7 kHz ⁹	21.000 – 21.070 MHz	200 W	200 Hz ⁴				
	21.000 – 21.070 MHz	1.5 kW	200 Hz ⁴							
	21.070 – 21.110 MHz	1.5 kW	500 Hz ⁵							
	21.110 – 21.120 MHz	1.5 kW	2.7 kHz ²⁰							
	21.120 – 21.149 MHz	1.5 kW	500 Hz ⁵							
12 m	21.149 – 21.151 MHz ¹⁶	1.5 kW	2.7 kHz ⁹	21.149 – 21.151 MHz ¹⁶	200 W	2.7 kHz ⁹				
	21.151 – 21.450 MHz						21.151 – 21.450 MHz	200 W	200 Hz ⁴	
	24.890 – 24.915 MHz						24.890 – 24.915 MHz	200 W	200 Hz ⁴	
	24.915 – 24.929 MHz						24.915 – 24.929 MHz	200 W	500 Hz ²¹	
	24.929 – 24.931 MHz ¹⁶						24.929 – 24.931 MHz ¹⁶	200 W	2.7 kHz ¹⁸	
10 m	24.931 – 24.940 MHz	1.5 kW	2.7 kHz ⁷	28.000 – 28.070 MHz	200 W	200 Hz ⁴				
	24.940 – 24.990 MHz	1.5 kW	2.7 kHz ⁹							
	28.000 – 28.070 MHz	1.5 kW	200 Hz ⁴							
	28.070 – 28.190 MHz	1.5 kW	500 Hz ⁵							
	28.190 – 28.225 MHz ¹⁶	1.5 kW	2.7 kHz ⁹				28.190 – 28.225 MHz ¹⁶	200 W	2.7 kHz ²³	
28.225 – 28.300 MHz	28.225 – 29.100 MHz			200 W	6 kHz ²³					
28.300 – 28.320 MHz	29.100 – 29.200 MHz			200 W	6 kHz ²⁴					
28.320 – 29.100 MHz	29.200 – 29.510 MHz			200 W	6 kHz ²⁴					
29.100 – 29.200 MHz	29.510 – 29.520 MHz ²⁷			200 W	6 kHz ²⁴					
6 m	29.200 – 29.300 MHz	1.5 kW	6 kHz ⁹	28.520 – 29.700 MHz	200 W	6 kHz ²⁴				
	29.300 – 29.510 MHz	1.5 kW	6 kHz ²⁵							
	29.510 – 29.520 MHz ²⁷	1.5 kW	6 kHz ²⁶							
	29.520 – 29.700 MHz	10 W ERP	500 Hz ²⁸							
	50.000 – 50.100 MHz	10 W ERP	2.7 kHz ⁷							
4 m	50.100 – 50.500 MHz	10 W ERP	12 kHz ¹³	144.000 – 144.110 MHz	200 W	500 Hz ⁴				
	50.500 – 52.000 MHz	10 W ERP	12 kHz ¹³							
	70.000 – 70.500 MHz	10 W ERP	12 kHz ¹³							
	2 m	144.000 – 144.110 MHz	1 kW				500 Hz ⁴	144.110 – 144.150 MHz	200 W	500 Hz ⁵
		144.110 – 144.150 MHz	1 kW				500 Hz ⁵			
144.150 – 144.180 MHz		1 kW	2.7 kHz ²⁹							
144.180 – 144.360 MHz		1 kW	2.7 kHz ³⁰							
144.360 – 144.400 MHz		1 kW	2.7 kHz ²⁹							
70 cm	144.400 – 144.490 MHz ¹⁶	1 kW	20 kHz ¹³	144.400 – 144.490 MHz ¹⁶	200 W	20 kHz ¹³				
	144.490 – 144.794 MHz						144.490 – 144.794 MHz	200 W	12 kHz ³¹	
	144.794 – 144.990 MHz						144.794 – 144.990 MHz	200 W	12 kHz ³¹	
	144.990 – 145.194 MHz ³²						144.990 – 145.194 MHz ³²	200 W	12 kHz ³³	
	145.194 – 145.594 MHz						145.194 – 145.594 MHz	200 W	12 kHz ³³	
	145.594 – 145.794 MHz ³⁴						145.594 – 145.794 MHz ³⁴	200 W	12 kHz ³³	
	145.794 – 145.806 MHz						145.794 – 145.806 MHz	200 W	12 kHz ³³	
	145.806 – 146.000 MHz						145.806 – 146.000 MHz	200 W	12 kHz ¹³	
	430.000 – 432.000 MHz						430.000 – 432.000 MHz	10 W	12 kHz ³⁵	
	432.000 – 432.100 MHz						432.000 – 432.100 MHz	100 W	500 Hz ⁴	
	432.100 – 432.400 MHz						432.100 – 432.400 MHz	100 W	2.7 kHz ²⁹	
	432.400 – 432.500 MHz ¹⁸						432.400 – 432.500 MHz ¹⁸	100 W	12 kHz ¹³	
	432.500 – 432.994 MHz						432.500 – 432.994 MHz	100 W	12 kHz ³³	
	432.994 – 433.600 MHz						432.994 – 433.600 MHz	100 W	12 kHz ³³	
	433.600 – 438.000 MHz						433.600 – 438.000 MHz	100 W	20 kHz ¹³	
23 cm	438.000 – 440.000 MHz ³⁴	25 W	20 kHz ³³	1.290994 – 1.291494 GHz ³²	50 W	12 kHz ³³				
	1.240 – 1.24325 GHz	500 W	20 kHz ¹³							
	1.24325 – 1.260 GHz	500 W	^{36 37}							
	1.260 – 1.270 GHz	500 W	^{13 37}							
	1.270 – 1.272 GHz	500 W	20 kHz ¹³							
	1.272 – 1.290994 GHz	500 W	^{36 37}							
	1.290994 – 1.291494 GHz ³²	500 W	12 kHz ³³							
	1.291494 – 1.296 GHz	500 W	^{13 37}							
	1.296 – 1.29615 GHz	500 W	500 Hz ⁵							
	1.29615 – 1.2968 GHz	500 W	2.7 kHz ²⁹							
	1.2968 – 1.296994 GHz ¹⁶	100 W	500 Hz							
	1.296994 – 1.297494 GHz ³⁴	50 W	12 kHz ³³							
	1.297494 – 1.298 GHz	500 W	12 kHz ³³							
	1.298 – 1.300 GHz	500 W	20 kHz ¹³							
	13 cm	2.300 – 2.320 GHz	150 W				^{13 37}	1.297494 – 1.298 GHz	50 W	12 kHz ³³
2.320 – 2.32015 GHz		150 W	^{4 37}							
2.32015 – 2.3208 GHz		150 W	^{30 37}							
2.3208 – 2.321 GHz ¹⁶		100 W	³⁷							
2.321 – 2.322 GHz		150 W	^{37 38}							
2.322 – 2.450 GHz		150 W	^{13 37}							
9 cm		5.650 – 5.668 GHz	75 W	^{13 37}	5.650 – 5.668 GHz	75 W	12 37			
	5.668 – 5.670 GHz	75 W	^{12 37}							
	5.670 – 5.700 GHz	75 W	^{31 37}							
	5.700 – 5.720 GHz	75 W	^{36 37}							
	5.720 – 5.760 GHz	75 W	^{13 37}							
6 cm	5.760 – 5.762 GHz	75 W	^{12 37}	5.668 – 5.670 GHz	75 W	12 37				
	5.762 – 5.850 GHz	75 W	^{13 37}							
	10.000 – 10.150 GHz	75 W	^{31 37}							
	3 cm	5.650 – 5.668 GHz	75 W				^{13 37}	5.668 – 5.670 GHz	75 W	12 37
		5.668 – 5.670 GHz	75 W				^{12 37}			
5.670 – 5.700 GHz		75 W	^{31 37}							
5.700 – 5.720 GHz		75 W	^{36 37}							
5.720 – 5.760 GHz		75 W	^{13 37}							

	10.150 – 10.250 GHz	75 W	13 37
	10.250 – 10.350 GHz	75 W	31 37
	10.350 – 10.368 GHz	75 W	13 37
	10.368 – 10.370 GHz	75 W	12 37
	10.370 – 10.500 GHz	75 W	13 37
1.2 cm	24.000 – 24.048 GHz	30 W	13 37
	24.048 – 24.050 GHz	30 W	12 37
	24.050 – 24.250 GHz	30 W	13 37
6 mm	47.000 – 47.002 GHz	30 W	12 37
	47.002 – 47.200 GHz	30 W	13 37
4 mm	76.000 – 77.500 GHz	30 W	13 37
	77.500 – 77.501 GHz	30 W	12 37
	77.501 – 81.500 GHz	30 W	13 37
2.5 mm	122.250 – 122.251 GHz	30 W	12 37
	122.251 – 123.000 GHz	30 W	12 37
2 mm	134.000 – 134.001 GHz	30 W	12 37
	134.001 – 141.000 GHz	30 W	13 37
1.2 mm	241.000 – 248.000 GHz	30 W	13 37
	248.000 – 248.001 GHz	30 W	12 37
	248.001 – 250.000 GHz	30 W	13 37

Notes

- 1 Bandwidth and modes according to IARU Region 1 band plan (please refer to the list at the end of this document)
- 2 A1A, A2A, F1A, F2A, J2A: always only for CEPT Licence/CEPT Novice Licence with CW examination
- 3 Digital, telegraphy (A1A, A1D, F1D)
- 4 Telegraphy (A1A)
- 5 Digital, telegraphy (A1A, A1B, A1D, F1A, F1B, F1D)
- 6 Digital, telegraphy (A1A, A1B, F1D)
- 7 Digital, telephony, telegraphy (A1A, A1B, A1D, A2A, A2B, A2D, F1A, F1B, F1D, F2A, F2B, F2D, F3E, F3F, J2A, J2B, J2D, J2E, J3E, R3E)
- 8 Digital, telephony, telegraphy (A1A, A1B, F1D, J3E)
- 9 Telephony, telegraphy (A1A, A1B, A2A, A2B, F1A, F1B, F2A, F2B, F3E, F3F, J2A, J2B, J2E, J3E, R3E)
- 10 Telephony, telegraphy (A1A, A1B, J2E, J3E)
- 11 Digital, telephony, telegraphy (A1A, A1B, A2A, A2B, F1A, F1B, J2A, J2B, J2E, J3E)
- 12 Telegraphy, narrowband modes (A1A, A1B, A1C, A1D, A2A, A2B, A2C, A2D, A3C, F1A, F1B, F1C, F1D, F2A, F2B, F2C, F2D, F3C, F3E, F3F, J2A, J2B, J2C, J2D, J2E, J3C, J3E, R3E)
- 13 Any mode (A1A, A1B, A1C, A1D, A2A, A2B, A2C, A2D, A3C, A3E, F1A, F1B, F1C, F1D, F2A, F2B, F2C, F2D, F3C, F3E, F3F, J2A, J2B, J2C, J2D, J2E, J3C, J3E, J3F, R3E)
- 14 Digital, telephony, telegraphy (A1A, A1B, A2A, A2B, F1A, F1B, F1D, J2A, J2B, J2E, J3E)
- 15 Digital, telephony, telegraphy (A1A, A1B, A2A, A2B, F1A, F1B, F1D, F2A, F2B, F3E, F3F, J2A, J2B, J2E, J3E, R3E)
- 16 Beacon stations, reception only
- 17 Digital, telephony, telegraphy (A1A, F1D, J3E)
- 18 Telephony, telegraphy (A1A, J3E)
- 19 Digital, telegraphy (A1A, A1B, F1A, F1B, F1D)
- 20 Digital, telephony (except SSB), telegraphy (A1A, A1B, A1D, A2A, A2B, A2D, F1A, F1B, F1D, F2A, F2B, F2D, F3E, F3F)
- 21 Digital, telegraphy (A1A, F1D)
- 22 Digital, telegraphy (A1A, A1B, F1A, F1B)
- 23 Telephony (F3E, J3E, R3E)
- 24 Telephony (A3E, F3E, J3E, R3E)
- 25 Digital, telephony, telegraphy (A1A, A1B, A1D, A2A, A2B, A2D, A3E, F1A, F1B, F1D, F2A, F2B, F2D, F3E, F3F, J2A, J2B, J2D, J2E, J3E, R3E)
- 26 Telephony, telegraphy (A1A, A1B, A2A, A2B, A3E, F1A, F1B, F2A, F2B, F3E, F3F, J2A, J2B, J2E, J3E, R3E)
- 27 Guard band
- 28 Telegraphy (A1A, F1A)
- 29 Digital, telephony (SSB), telegraphy (A1A, A1B, A1D, A2A, A2B, A2D, F1A, F1B, F1D, F2A, F2B, F2D, J2A, J2B, J2D, J2E, J3E, R3E)
- 30 Telephony (SSB), telegraphy (A1A, A1B, A2A, A2B, F1A, F1B, F2A, F2B, J2A, J2B, J2E, J3E, R3E)
- 31 Digital (A1D, A2D, F1D, F2D, J2D)
- 32 FM repeater stations (input)
- 33 Telephony (FM) (F3E)
- 34 FM repeater stations (output) (typo in amateur radio regulations: 145,594-145,794 MHz: repeater stations *[input]*)
- 35 Digital, telephony (SSB, FM repeater stations *[input]*), telegraphy (A1A, A1B, A1D, A2A, A2B, A2D, F1A, F1B, F1D, F2A, F2B, F2D, F3E (repeater stations *[input]*), J2A, J2B, J2D, J2E, J3E, R3E)
- 36 ATV (F3F, J3F)
- 37 Bandwidth not greater than necessary
- 38 Telephony (NBFM) (F3E)

Info

Nemzeti Média- és Hírközlési Hatóság (NMHH): *NMHH rendelet a rádióamatőr szolgálatról 15/2013. (IX. 25.).*

<https://njt.hu/jogszabaly/2013-15-20-3H> (current as of 2018-07-21)

Spektrumgazdálkodást Támogató Információs Rendszer (STIR): *Sávhasználati feltételek és rádióspektrum-gazdálkodási követelmények.* https://stir.nmhh.hu/publicview/?p=d&name=3melleklet&lang=1#jump_to_3557 (current as of 2024-11-15)

—: Decree No. 7/2015 (XI. 13.) NMHH on the national frequency allocation and the rules of using frequency bands.

<https://stir.nmhh.hu/publicview/?p=d&name=rendelet> (current as of 2024-11-15)

—: *Spektrumvizsgálat.* <https://stir.nmhh.hu/publicview/?p=s&t=2&r=1720> (current as of 2024-11-15)

Iceland

	Full	Novice
Short-term w/o guest licence	x	x
Long-term with guest licence	x	x

Licensing authority Fjarskiptastofa/Electronic Communications Office of Iceland (ECOI)
Suðurlandsbraut 4, IS-108 Reykjavik, Iceland
Tel: +354 510 1500
E-mail: fjarskiptastofa@fjarskiptastofa.is
Website: <https://www.fjarskiptastofa.is/>

IARU member society Íslenskir Radíóamatörar (IRA)
P.O. Box 1058, IS-121 Reykjavik, Iceland
Tel: +354 8980559 <TF3JB>
E-mail: ira@ira.is
Website: <https://www.ira.is>

Implementation **CEPT Licence**
T/R 61-01 implemented
T/R 61-02 / HAREC implemented

CEPT Novice Licence
ECC/REC/(05)06 implemented
ERC Report 32 applied

Short-term without guest licence Yes

Yes

Short-term call sign prefix TF/

TF/

Long-term with guest licence Yes
Application:
<https://www.fjarskiptastofa.is/fjarskiptastofa/tolfraedi-og-gagnasafn/rafraenar-umsoknir-og-tilkynningar/umsoknum-radioleyfi-ahugamanna-application-for-a-radio-amateur-licence/>

Yes
Application:
<https://www.fjarskiptastofa.is/fjarskiptastofa/tolfraedi-og-gagnasafn/rafraenar-umsoknir-og-tilkynningar/umsoknum-radioleyfi-ahugamanna-application-for-a-radio-amateur-licence/>

Extensions /M, /P (optional)

/M, /P (optional)

Equivalent national class Class G

Class N

Band	Frequency Range	Power (PEP)	Bandwidth/ Modes	Frequency Range	Power (PEP)	Bandwidth/ Modes
2200 m	135.700 – 137.800 kHz	100 W	1 kHz			
630 m	472.000 – 479.000 kHz	5 W EIRP	1 kHz	472.000 – 479.000 kHz	5 W EIRP	1 kHz
160 m	1.810 – 1.850 MHz	1 kW	6 kHz	1.810 – 1.850 MHz	100 W	6 kHz
	1.850 – 1.900 MHz ¹	1 kW	6 kHz	1.850 – 1.900 MHz ¹	10 W	6 kHz
	1.900 – 2.000 MHz	10 W/1 kW ²	6 kHz	1.900 – 2.000 MHz	10 W	6 kHz
80 m	3.500 – 3.800 MHz	1 kW	6 kHz	3.500 – 3.800 MHz	100 W	6 kHz
60 m	5.3515 – 5.3665 MHz	15 W EIRP	3 kHz	5.3515 – 5.3665 MHz	15 W EIRP	3 kHz
40 m	7.000 – 7.100 MHz	1 kW	6 kHz	7.000 – 7.200 MHz	100 W	6 kHz
	7.100 – 7.200 MHz	100 W	6 kHz			
30 m	10.100 – 10.150 MHz	1 kW	1 kHz	10.100 – 10.150 MHz	100 W	1 kHz
20 m	14.000 – 14.350 MHz	1 kW	6 kHz	14.000 – 14.350 MHz	100 W	6 kHz
17 m	18.068 – 18.168 MHz	1 kW	6 kHz	18.068 – 18.168 MHz	100 W	6 kHz
15 m	21.000 – 21.450 MHz	1 kW	6 kHz	21.000 – 21.450 MHz	100 W	6 kHz
12 m	24.890 – 24.990 MHz	1 kW	6 kHz	24.890 – 24.990 MHz	100 W	6 kHz
10 m	28.000 – 29.700 MHz	1 kW	18 kHz	28.000 – 29.700 MHz	100 W	18 kHz
6 m	50.000 – 52.000 MHz	100 W	18 kHz	50.000 – 52.000 MHz	10 W	18 kHz
	50.500 – 52.000 MHz	100 W	18 kHz	50.500 – 52.000 MHz	50 W	18 kHz
4 m ³	70.000 – 70.200 MHz	100 W	16 kHz			
2 m	144.000 – 146.000 MHz	500 W	18 kHz	144.000 – 146.000 MHz	50 W	18 kHz
70 cm	430.000 – 440.000 MHz	500 W	30 kHz	430.000 – 440.000 MHz	50 W	30 kHz
23 cm	1.240 – 1.300 GHz	100 W	20 MHz	1.240 – 1.300 GHz	50 W	20 MHz
13 cm	2.300 – 2.450 GHz	100 W	20 MHz	2.300 – 2.450 GHz	50 W	20 MHz
9 cm						
6 cm	5.650 – 5.850 GHz	100 W	20 MHz	5.650 – 5.850 GHz	50 W	20 MHz
3 cm	10.000 – 10.500 GHz	100 W	50 MHz	10.000 – 10.500 GHz	50 W	50 MHz
1.2 cm	24.000 – 24.250 GHz	100 W	50 MHz	24.000 – 24.250 GHz	50 W	50 MHz
6 mm	47.000 – 47.200 GHz	100 W	50 MHz	47.000 – 47.200 GHz	50 W	50 MHz
4 mm	76.000 – 81.000 GHz	100 W	100 MHz	76.000 – 81.000 GHz	50 W	100 MHz
2.5 mm	122.250 – 123.000 GHz	100 W	40 MHz	122.250 – 123.000 GHz	50 W	40 MHz
2 mm	134.000 – 141.000 GHz	100 W	100 MHz	134.000 – 141.000 GHz	50 W	100 MHz
1.2 mm	241.000 – 250.000 GHz	100 W	100 MHz	241.000 – 250.000 GHz	50 W	100 MHz

Notes

- ¹ Contest operation during specific contests only, special permission required, temporarily approved until 2025-12-31; info: hrh@fst.is
- ² 1 kW PEP during contest operation, special permission required, temporarily approved until 2025-12-31; info: hrh@fst.is
- ³ Special permission required, temporarily approved until 2026-12-31; info: hrh@fst.is

Info

Reglugerðasafn: *Reglugerð um starfsemi radióáhugamanna*. 384/2004. <https://www.reglugerd.is/reglugerdir/eftir-raduneytum/srn/nr/3732> (current as of 2004-04-19)

—: *Reglugerð um breytingu á reglugerð um starfsemi radióáhugamanna nr. 348/2004*. <https://www.reglugerd.is/reglugerdir/eftir-raduneytum/samgonguraduneyti/nr/20871> (current as of 2017-12-22)

Electronic Communications Office of Iceland (ECOI): *Frequencies and Technial Matters* [sic!]. <https://fjarskiptastofa.is/english/telecom-affairs/frequencies-and-technial-matters> (current as of 2024-09-18)

Íslenskir radióamatörar (IRA): *Sérheimild á 70 MHz endurnýjuð*. <https://www.ira.is> (current as of 2025-01-05)

—: *Sérheimild á 160 metrum 2025*. <https://www.ira.is/page/2> (current as of 2024-12-07)



Ireland

	Full	Novice
Short-term w/o guest licence	x	-
Long-term with guest licence	x	-

Licensing authority Commission for Communications Regulation (ComReg)
One Dockland Central, Guild Street, Dublin 1, D01 E4X0, Ireland
Tel: +353 1 804-9600
E-mail: licensing@comreg.ie
Website: <https://www.comreg.ie/>

IARU member society Irish Radio Transmitters Society (IRTS)
P. O. Box 462, Dublin 9, Ireland
E-mail: irts_secretary@irts.ie
Website: <https://www.irts.ie>

Implementation **CEPT Licence**
T/R 61-01 implemented
T/R 61-02 / HAREC implemented

CEPT Novice Licence
ECC/REC/(05)06 not implemented
ERC Report 32 not applied

Short-term without guest licence Yes

No

Short-term call sign prefix EI/ Mainland Ireland
EJ/ Islands

Long-term with guest licence (12 months) Yes
Application:
<https://www.elicensing.comreg.ie>

No

Long-term call sign prefix EI2-9V** Mainland Ireland
EJ2-9V** Islands

Extensions /M, /MM

Equivalent national class CEPT Licence with CW examination (5 wpm): CEPT Class 1
CEPT Licence without CW examination: CEPT Class 2

Band	Frequency Range	Power (PEP) ¹	Bandwidth/ Modes
2200 m	135.700 – 137.800 kHz	1 W EIRP	any
630 m	472.000 – 479.000 kHz	5 W EIRP	any
160 m	1.810 – 1.850 MHz	400 W	any
	1.850 – 2.000 MHz	10 W	any
80 m	3.500 – 3.800 MHz	400 W ²	any
60 m ³	5.280 MHz	200 W ³	
	5.300 MHz	200 W ³	
	5.332 MHz	200 W ³	
	5.348 MHz	200 W ³	
	5.3515 – 5.3665 MHz	15 W EIRP	any
	5.400 MHz	200 W ³	
	5.405 MHz	200 W ³	
40 m	7.000 – 7.200 MHz	400 W ²	any
30 m	10.100 – 10.130 MHz	400 W	CW
	10.130 – 10.150 MHz	400 W	500 Hz ⁴
20 m	14.000 – 14.350 MHz	400 W ²	any
17 m	18.068 – 18.168 MHz	400 W ²	any
15 m	21.000 – 21.450 MHz	400 W ²	any
12 m	24.890 – 24.990 MHz	400 W ²	any
10 m	28.000 – 29.700 MHz	400 W ²	any
8 m	30.000 – 49.000 MHz	50 W	any
6 m	50.000 – 52.000 MHz	100 W	any
4 m	54.000 – 69.900 MHz	50 W	any
	69.900 – 70.500 MHz	50 W ⁵	any
2 m	144.000 – 146.000 MHz	400 W ²	any
70 cm	430.000 – 432.000 MHz	50 W	any
	432.000 – 440.000 MHz	400 W	any
23 cm	1.240 – 1.300 GHz	158 W	any
13 cm	2.300 – 2.400 GHz	158 W	any
	2.400 – 2.450 GHz ⁶	25 W ⁷	
9 cm	5.570 – 5.850 GHz	158 W	any
6 cm	10.000 – 10.270 GHz	158 W	any
3 cm	10.300 – 10.500 GHz	158 W	any
1.2 cm	24.000 – 24.050 GHz	50 W	any
6 mm	47.000 – 47.200 GHz	50 W	any
4 mm	76.000 – 81.000 GHz	50 W	any
2.5 mm			


2 mm	134.000 – 141.000 GHz	50 W any
1.2 mm	241.000 – 250.000 GHz	50 W any

Notes

- ¹ Maximum power during mobile operation 50 W PEP; maximum power during maritime mobile operation 10 W PEP
- ² Maximum power during operation on islands within harbour areas: 50 W PEP
- ³ 5.000–5.500 MHz: operation with special permission only with the following spot frequencies permitted for transmission: 5.280, 5.300, 5.332, 5.348, 5.400, 5.405 MHz in CW (A1A), SSB (J3E), PM (G1B) with 200 W PEP
- ⁴ Narrow band modes, digital (A2A, J2B, J2F, F1B, F2B, G1B)
- ⁵ Maximum power during mobile operation 25 W PEP
- ⁶ Satellite communication only, special permission required
- ⁷ A1A, A2A, A3E, R3E, H3E, J2B, J3E, J2F, F1B, F2B, F3E, G1B

Info

Commission for Communications Regulation (ComReg): *Amateur Station Licence Guidelines. ComReg 09/45R6.*
<https://www.comreg.ie/media/2023/05/ComReg-0945R6.pdf> (current as of 2023-05-29)
 —: *Radio Frequency Plan for Ireland.* <https://rfpi.comreg.ie> (current as of 2024-11-15)



*Israel

	Full	Novice
Short-term w/o guest licence	x	-
Long-term with guest licence	x	x

Licensing authority
Ministry of Communication, Engineering Division, Spectrum Licensing Department
Shalom Meir Tower, Ahad HaAm 9, Tel Aviv, Israel
Tel: +972 3 5198173; +972 3 5198291
Fax: +972 3 5107570; +972 3 5107576
E-mail: radioamat@moc.gov.il
Website: https://www.gov.il/en/departments/ministry_of_communications/govil-landing-page

IARU member society
Israel Amateur Radio Club (IARC)
P. O. Box 17600, Tel-Aviv 61176, Israel
Street address: Alpert 3, Yahud 56214, Israel
Tel: +972 50 5207273
E-mail: info@iarc.org
Website: <http://www.iarc.org>

Implementation
CEPT Licence
T/R 61-01 implemented
T/R 61-02 / HAREC implemented

CEPT Novice Licence
ECC/REC/(05)06 not implemented
ERC Report 32 not applied

Short-term without guest licence
Yes

No

Short-term call sign prefix¹
4X/

Long-term with guest licence
Yes
Info:
<https://www.gov.il/en/service/radio-amateurs-certificates>
Application:
https://www.gov.il/BlobFolder/service/radio-amateurs-certificates/he/RadioAmateur_Reciprocal-Amateur-Radio-License.docx
to:
Spectrum Licensing Department (see above)

Yes
Info:
<https://www.gov.il/en/service/radio-amateurs-certificates>
Application:
https://www.gov.il/BlobFolder/service/radio-amateurs-certificates/he/RadioAmateur_Reciprocal-Amateur-Radio-License.docx
to:
Spectrum Licensing Department (see above)

Extensions

Equivalent national class
Class B/General

Band	Frequency Range	Power (PEP)	Bandwidth/ Modes
2200 m	1.810 – 1.850 MHz	250 W ²	
630 m	1.850 – 2.000 MHz	10 W ³	
160 m	3.500 – 3.800 MHz	250 W ²	
80 m	5.3515 – 5.3665 MHz	25 W	3 kHz ⁴
60 m	7.000 – 7.200 MHz	250 W ²	
40 m	10.100 – 10.150 MHz	250 W ⁶	
30 m	14.000 – 14.350 MHz	250 W ²	
20 m	18.068 – 18.168 MHz	250 W ³	
17 m	21.000 – 21.450 MHz	250 W ²	
15 m	24.890 – 24.990 MHz	250 W ²	
12 m	28.000 – 29.700 MHz	250 W	any
10 m	50.000 – 50.400 MHz	25 W	250 kHz ³
6 m	70.000 – 70.500 MHz	100 W ⁵	
4 m	144.000 – 146.000 MHz	150 W	any
2 m	430.000 – 440.000 MHz	150 W	any
70 cm			
23 cm	2.320 – 2.340 GHz	15 W	any
13 cm	2.400 – 2.402 GHz	100 W	any
	2.402 – 2.450 GHz ⁶	100 mW	any
9 cm			
6 cm			
3 cm	10.450 – 10.500 GHz	25 W	any
1.2 cm	24.000 – 24.050 GHz	15 W	any
6 mm	47.000 – 47.200 GHz	15 W	any
4 mm	76.000 – 77.500 GHz	15 W	any
	78.000 – 81.000 GHz	15 W	any
2.5 mm			
2 mm			
1.2 mm	248.000 – 250.000 GHz	15 W	any

Notes

- ¹ According to the List of CEPT Countries (T/R 61-01, Annex 2), the following prefixes are allowed for the CEPT Licence: 4X, 4Z.
- ² CW (A1A), AM (A3A), SSB (J3E, R3E), data (F1A, F1B, F1D, F1E, F1F, F2A, F2B, F2D, F2E, J2A, J2B, J2D, J2E, J2F)
- ³ CW (A1A), SSB (J3E, R3E), data (F1A, F1B, F1D, F1E, F1F, F2A, F2B, F2D, F2E, J2A, J2B, J2D, J2E, J2F)
- ⁴ CW (150 Hz), SSB (2,8 kHz), RTTY (300 Hz), PSK31 (60 Hz), PSK63 (125 Hz), PSK125 (250 Hz)
- ⁵ CW (A1A), FM (F3E), data (F1A, F1B, F1D, F1E, F1F, F2A, F2B, F2D, F2E, J2A, J2B, J2D, J2E, J2F)
- ⁶ Satellite communication

Info

Ministry of Communications: *Radio Amateur Terms of Allocation of Frequency Bands* [in Hebrew language].

https://www.gov.il/BlobFolder/service/radio-amateurs-certificates/he/RadioAmateur_terms-of-allocation-of-frequency-band.pdf (current as of 2024-12-05)

—: *Frequency Allocations for Amateur Radio Use in Israel*. <https://www.iarc.org/wp-content/uploads/2024/12/Frequency-table-Israel-2022.pdf> (current as of 2024-12-05)

Israel Amateur Radio Club (IARC): *CEPT*. <https://www.iarc.org/CEPT> (current as of 2024-11-15)



Italy

	Full	Novice
Short-term w/o guest licence	x	-
Long-term with guest licence	x	-

Licensing authority	Ministero delle Imprese e del Made in Italy Via Veneto, 33, I-00187 Roma, Italy Tel: +39 06 4705-1 E-mail: urp@mise.gov.it Website: https://ispettorati.mise.gov.it/ Autorità per le Garanzie nelle Comunicazioni (AGCOM) Centro Direzionale, Isola B5, I-80143 Napoli, Italy Tel: +39 081 7507111 E-mail: info@agcom.it Website: https://www.agcom.it/		
IARU member society	Associazione Radioamatori Italiani (RAI) Via Scarlatti 30, I-20124 Milano, Italy Tel: +39 (02) 6692192 Fax: +39 (02) 36593088 E-mail: segreteria.ari@gmail.com Website: https://www.ari.it		
Implementation	CEPT Licence	CEPT Novice Licence	
	T/R 61-01 implemented T/R 61-02 / HAREC implemented	ECC/REC/(05)06 not implemented ERC Report 32 not applied	
Short-term without guest licence	Yes	No	
Short-term call sign prefix	I/ Optional digit or letter/digit combination designating the region: I1/ Liguria, Piemonte/Piedmont IX1/ Valle d'Aosta/Aosta Valley I2/ Lombardia/Lombardy I3/ Venezia Euganea IN3/ Trentino-Alto Adige IV3/ Friuli Venezia Giulia I4/ Emilia-Romagna I5/ Toscana/Tuscany I6/ Abruzzo, Marche I7/ Basilicata (province of Matera), Puglia/Apulia I8/ Basilicata (province of Potenza), Calabria, Campania, Molise IT9/ Sicilia/Sicily IØ/ Lazio, Umbria ISØ/ Sardegna/Sardinia Tolerated letter/digit combination designating the island or group of islands: IA5/ Isole Toscane/Tuscan Archipelago IJ7/ Arcipelago delle Cheradi/Cheradi Islands IL7/ Isole Tremiti/Trimiti Island IC8/ Isole Napoletane/Islands of Naples Bay ID9/ Isole Eolie o Lipari/Aeolian Islands IE9/ Isola di Ustica/Ustica Island IF9/ Isole Egadi/Aegadian Islands IG9/ Isole Pelagie/Pelagie Islands IH9/ Isola di Pantelleria/Pantelleria Island IBØ/ Isole Ponziane/Pontine Islands IMØ/ Isole della Sardegna/Islands of Sardinia		
Long-term with guest licence	Yes Application: https://ispettorati.mise.gov.it/images/ispettorati/emilia_romagna/Documenti/radioamatori2024/1_-_DM_01-03-2021.pdf to local administration, see: https://ispettorati.mise.gov.it/index.php/ispettorati	No	
Long-term call sign prefix	I*1-Ø (see above)		
Extensions	/M, /P (optional)		
Equivalent national class	Class A		
Band	Frequency Range	Power	Bandwidth/

		(PEP)	Modes
2200 m	135.700 – 137.800 kHz	1 W EIRP	any
630 m	472.000 – 479.000 kHz	1 W EIRP	any
160 m	1.830 – 1.850 MHz	500 W	any
80 m	3.500 – 3.800 MHz	500 W	any
60 m	5.3515 – 5.3665 MHz	15 W EIRP	any
40 m	7.000 – 7.200 MHz	500 W	any
30 m	10.100 – 10.150 MHz	500 W	CW
20 m	14.000 – 14.350 MHz	500 W	any
17 m	18.068 – 18.168 MHz	500 W	any
15 m	21.000 – 21.450 MHz	500 W	any
12 m	24.890 – 24.990 MHz	500 W	any
10 m	28.000 – 29.700 MHz	500 W	any
8 m			
6 m	50.000 – 52.000 MHz	500 W	CW, SSB, digital
4 m			
2 m	144.000 – 146.000 MHz	500 W	any
70 cm	430.000 – 434.000 MHz	500 W	any
	435.000 – 438.000 MHz	500 W	any
23 cm	1.240 – 1.245 GHz	500 W	any
	1.260 – 1.298 GHz	500 W	any
13 cm	2.300 – 2.450 GHz	500 W	any
9 cm			
6 cm	5.650 – 5.670 GHz	500 W	any
	5.760 – 5.770 GHz	500 W	any
	5.830 – 5.850 GHz	500 W	any
3 cm	10.300 – 10.500 GHz	500 W	any
1.2 cm	24.000 – 24.050 GHz	500 W	any
6 mm	47.000 – 47.200 GHz	500 W	any
4 mm	76.000 – 77.501 GHz	500 W	any
	78.000 – 81.000 GHz	500 W	any
2.5 mm	122.500 – 123.000 GHz	500 W	any
2 mm	134.000 – 134.001 GHz	500 W	any
	136.000 – 141.000 GHz	500 W	any
1.2 mm	241.000 – 250.000 GHz	500 W	any

Info

Associazione Radioamatori Italiani (ARI): *Tabella di attribuzione del piano nazionale di ripartizione delle frequenze.*
<http://www.ari.it/images/stories/segreteria/TABELLA.pdf> (current as of 2018-10-19)

—: *Spettro di frequenze.* <https://www.ari.it/en/spettro-frequenze.html> (current as of 2023-09-26)

—: *Portale Sperimentazioni Radioamatoriali.* <https://sperimentazioni.ari.it> (current as of 2024-11-15)

Ministro dello Sviluppo Economico (MISE): *Modifiche all'allegato n. 26 al decreto legislativo 1° agosto 2003, n. 259, «Codice delle comunicazioni elettroniche», recante la normativa tecnica di disciplina dell'attività radioamatoriale.*
https://ispettorati.mise.gov.it/images/documenti/decreto_marzo_2021.pdf (current as of 2021-03-22)

—: *Piano nazionale di ripartizione delle frequenze tra 0 e 3000 GHz.*

http://www.ari.it/images/stories/segreteria/20220913_214_so_035.pdf (current as of 2022-08-31)

—: *Radioamatori e PNRF Update 08/24.* <https://www.ari.it/images/stories/home/sperimentazioni2024.pdf> (current as of 2024-08-30)

Gazzetta Ufficiale della Repubblica Italiana: *Decreto Legislativo 24 marzo 2024, n. 48. Disposizioni correttive al decreto legislativo 8 novembre 2021, n. 207, di attuazione della direttiva (UE) 2018/1972 del Parlamento europeo e del Consiglio dell'11 dicembre 2018, che modifica il decreto legislativo 1° agosto 2003, n. 259, recante il codice delle comunicazioni elettroniche.*

https://www.gazzettaufficiale.it/atto/serie_generale/caricaDettaglioAtto/originario?atto.dataPubblicazioneGazzetta=2024-04-13&atto.codiceRedazionale=24G00066&elenco30giorni (current as of 2024-03-24)

* Japan

	Full	Novice
Short-term		
w/o guest licence	-	-
Long-term		
with guest licence	x	-

Licensing authority Ministry of Internal Affairs and Communications (MIC)
E-mail: https://www.soumu.go.jp/form/common/english_opinions.html
Website: <https://www.soumu.go.jp/english/>

IARU member society Japan Amateur Radio League (JARL)
JARL Tokyo 170-8073, Japan
Street address: Otsuka Ht Bldg., 43-1 Minamitsuka 3-chome, Toshima-ku, Tokyo 170-0005, Japan
Tel: +81 (3) 3988-8753
Fax: +81 (3) 3988-8772
E-mail: hq@jarl.org, intl@jarl.org
Website: <https://www.jarl.org>

Implementation **CEPT Licence**
T/R 61-01 not implemented
T/R 61-02 / HAREC implemented

CEPT Novice Licence
ECC/REC/(05)06 not implemented
ERC Report 32 not applied

Short-term without guest licence No

No

Long-term with guest licence (5 years) Yes
Info:
https://www.jarl.org/English/3_Application/A-3.htm
(1) Operator licence (e. g. op at club station)
(2) Station licence:
- 50 W portable/mobile
- > 50 W fixed
- > 200 W fixed

No

Long-term call sign prefix

JA, JE-JS1 Kanto
JA, JE-JS2 Chubu (prefectures Aichi, Gifu, Shizuoka), Kansai/Kinki (prefecture Mie)
JA, JE-JS3 Kansai/Kinki (all prefectures except Mie)
JA, JE-JS4 Chugoku
JA, JE-JS5 Shikoku
JA, JE-JS6 Kyushu, Okinawa
JA, JE-JS7 Tohoku
JA, JE-JS8 Hokkaido
JA, JE-JS9 Chubu (prefectures Fukui, Ishikawa, Toyama)
JA, JE-JSØ Chubu (prefectures Nagano, Niigata)
JD1 Minami Torishima, Ogasawara

Extensions

Equivalent national class First class radio amateur operator licence

Band	Frequency Range	Power (PEP)	Bandwidth/ Modes ¹
2200 m	135.700 – 137.800 kHz	1 W EIRP	500 Hz
630 m	472.000 – 479.000 kHz	1 W EIRP	500 Hz
160 m	1.800 – 1.875 MHz	1 kW	3 kHz
	1.9075 – 1.9125 MHz	1 kW	500 Hz
80 m	3.500 – 3.580 MHz	1 kW	3 kHz
	3.599 – 3.612 MHz	1 kW	3 kHz
	3.662 – 3.687 MHz	1 kW	3 kHz
	3.702 – 3.716 MHz	1 kW	3 kHz
	3.745 – 3.770 MHz	1 kW	3 kHz
	3.791 – 3.805 MHz	1 kW	3 kHz
60 m	7.000 – 7.200 MHz	1 kW	3 kHz
40 m	10.100 – 10.150 MHz	1 kW	2 kHz
30 m	14.000 – 14.350 MHz	1 kW	3 kHz
20 m	18.068 – 18.168 MHz	1 kW	3 kHz
17 m	21.000 – 21.450 MHz	1 kW	3 kHz
15 m	24.890 – 24.990 MHz	1 kW	3 kHz
12 m	28.000 – 29.700 MHz	1 kW	any
10 m	50.000 – 54.000 MHz	500 W	any
6 m			
4 m			
2 m	144.000 – 146.000 MHz	50 W	any
70 cm	430.000 – 440.000 MHz	50 W	any
23 cm	1.260 – 1.300 GHz	10 W	any
13 cm	2.400 – 2.450 GHz	2 W	any

9 cm	5.650 – 5.850 GHz	2 W	any
6 cm	10.000 – 10.250 GHz	2 W	any
3 cm	10.450 – 10.500 GHz	2 W	any
1.2 cm	24.000 – 24.050 GHz	2 W	any
6 mm	47.000 – 47.200 GHz	200 mW	any
4 mm	77.500 – 78.000 GHz	200 mW	any
2.5 mm			
2 mm	134.000 – 136.000 GHz	200 mW	any
1.2 mm	248.000 – 250.000 GHz	100 mW	any

Notes

¹ Bandwidth and modes according to JARL “Japanese Bandplans”

Info

Japan Amateur Radio League: *Outline of Amateur Radio License in Japan*. https://www.jarl.org/English/2_Outline/A-2-0.htm (current as of 2015-01-10)

—: *Frequency bands, frequency ranges and maximum antenna power allowed to the amateur radio service.*

https://www.jarl.org/English/2_Outline/A-2-2.htm (current as of 2023-10-12)

—: *Japanese Bandplans*. [https://www.jarl.org/English/6_Band_Plan/JARL_Band_Plan20230925\(E\).pdf](https://www.jarl.org/English/6_Band_Plan/JARL_Band_Plan20230925(E).pdf) (current as of 2023-09-25)

—: *Application procedures for foreign amateur radio licensees to establish a station in Japan.*

https://www.jarl.org/English/3_Application/A-3.htm (current as of 2024-03-11)



Latvia

	Full	Novice
Short-term w/o guest licence	x	x
Long-term with guest licence	x	x

Licensing authority Elektroniskie sakari/Electronic Communications Office of Latvia
5 Eksporta Street, Riga, LV-1010 Latvia
Tel: +371 67 332-179
E-mail: vases@vases.lv
Website: <https://www.sprk.gov.lv/en>

IARU member society Latvijas Radio Amatieru Līga (LRAL)
P. O. Box 40, LV-1010 Riga, Latvia
Street address: Jekabpils iela 13, Riga LV-1003, Latvia
Tel: +371 292 68040 <YL2FD>
E-mail: lral@lral.lv
Website: <https://www.lral.lv/>

Implementation **CEPT Licence**
T/R 61-01 implemented
T/R 61-02 / HAREC implemented

CEPT Novice Licence
ECC/REC/(05)06 implemented
ERC Report 32 applied

Short-term without guest licence Yes

Yes

Short-term call sign prefix YL/

YL/

Long-term with guest licence Yes
Application:
https://www.esakari.lv/sites/default/files/2024-12/AMATIERU_Koplietosanas_radiostacijas_atlaujas_pieprasijums_LV_EN_Final_MK_27.11.2024.docx
to:
Elektroniskie sakari (see above)

Yes
Application:
https://www.esakari.lv/sites/default/files/2024-12/AMATIERU_Koplietosanas_radiostacijas_atlaujas_pi_eprasijums_LV_EN_Final_MK_27.11.2024.docx
to:
Elektroniskie sakari (see above)

Long-term call sign prefix YL1-3**

YL1-3***

Extensions /AM, /M, /MM, /P (optional)

/AM, /M, /MM, /P (optional)

Equivalent national class Category A

Category B

Band	Frequency Range	Power (PEP)	Bandwidth/ Modes	Frequency Range	Power (PEP)	Bandwidth/ Modes
2200 m	135.700 – 137.800 kHz	1 W EIRP ¹	200 Hz			
630 m	472.000 – 479.000 kHz	1 W EIRP	800 Hz			
160 m	1.810 – 1.850 MHz	1 kW	any			
	1.850 – 2.000 MHz	10 W	any			
80 m	3.500 – 3.800 MHz	1 kW	any	3.510 – 3.750 MHz	100 W	any
60 m	5.3515 – 5.3665 MHz	15 W EIRP	800 Hz			
40 m	7.000 – 7.200 MHz	1 kW	any	7.010 – 7.080 MHz	100 W	CW, digital
30 m	10.100 – 10.150 MHz	1 kW	500 Hz			
20 m	14.000 – 14.350 MHz	1 kW	any			
17 m	18.068 – 18.168 MHz	1 kW	any			
15 m	21.000 – 21.450 MHz	1 kW	any	21.000 – 21.450 MHz	100 W	any
12 m	24.890 – 24.990 MHz	1 kW	any			
10 m	28.000 – 29.700 MHz	1 kW	any	28.000 – 29.700 MHz	100 W	any
6 m	50.000 – 52.000 MHz	800 W	any	50.000 – 52.000 MHz	100 W	any
4 m	70.000 – 70.500 MHz	100 W	any			
2 m	144.000 – 146.000 MHz	100 W ²	any	144.000 – 146.000 MHz	50 W	any
70 cm	430.000 – 440.000 MHz	100 W ³	any	430.000 – 440.000 MHz	20 W	any
23 cm	1.240 – 1.300 GHz	100 W ⁴	any	1.240 – 1.300 GHz	10 W	any
13 cm	2.300 – 2.450 GHz	750 W	any			
9 cm	3.400 – 3.410 GHz	50 W	any			
6 cm	5.650 – 5.850 GHz	50 W	any			
3 cm	10.000 – 10.500 GHz	50 W	any			
1.2 cm	24.000 – 24.250 GHz	50 W	any			
6 mm	47.000 – 47.200 GHz	50 W	any			
4 mm	76.000 – 81.500 GHz	50 W	any			
2.5 mm	122.250 – 123.000 GHz	50 W	any			
2 mm	134.000 – 141.000 GHz	50 W	any			
1.2 mm	241.000 – 250.000 GHz	50 W	any			

Notes

¹ Carrier power

² 144.000–144.400 MHz: 1 kW PEP for CW, SSB, digital during EME, MS and international contest operation

³ 432.000–432.400 MHz: 1 kW PEP for CW, SSB, digital during EME, MS and international contest operation

⁴ 1.296–1.2964 GHz: 300 W PEP for CW, SSB, digital during EME, MS and international contest operation

Info

Latvijas Republikas Satiksmes ministrija: *Radioamatieru radiostaciju būvēšanas, ierīkošanas un lietošanas, kā arī radioamatieru apliecības saņemšanas kārtība*. <https://www.vestnesis.lv/op/2016/155.3> (current as of 2016-08-12)

—: *Radioamatieru eksaminācijas apliecību un radioamatieru radiostacijas atļauju saņemšanas kārtība, kā arī radioamatieru radiostaciju lietošanas kārtība*. <https://likumi.lv/ta/id/342127-radioamatieru-eksaminacijas-aplicibu-un-radioamatieru-radiostacijas-atlauju-sanemsanas-kartiba-ka-ari-radioamatieru-radiostaciju-lietosanas-kartiba> (current as of 2023-05-23)

—: *Grozījumi Ministru kabineta 2023. gada 10. janvāra noteikumos Nr. 3 "Nacionālais radiofrekvenču plāns"*. <https://likumi.lv/ta/id/345482-grozijumi-ministru-kabineta-2023-gada-10-janvara-noteikumos-nr-3-nacionalais-radiofrekvencu-plans> (current as of 2023-09-12)



Liechtenstein

	Full	Novice
Short-term		
w/o guest licence	x	x
Long-term		
with guest licence	x	x

Licensing authority Landesverwaltung Fürstentum Liechtenstein, Amt für Kommunikation (AK)
Postfach 684, 9490 Vaduz, Liechtenstein
Street address: Äulestrasse 51, 9490 Vaduz, Liechtenstein
Tel: +423 236-6488
Fax: +423 236-6489
E-mail: info.ak@llv.li
Website: <https://www.llv.li/de/landesverwaltung/amt-fuer-kommunikation>

IARU member society Amateurfunk Verein Liechtenstein (AFVL)
P.O. Box 222, FL-9495 Triesen, Liechtenstein
E-mail: contact@afvl.li
Website: <http://www.afvl.li>

Implementation **CEPT Licence**
T/R 61-01 implemented
T/R 61-02 / HAREC implemented according to CEPT Implementation status, but Liechtenstein not included in the List of CEPT Countries (T/R 61-02, Annex 2)

CEPT Novice Licence
ECC/REC/(05)06 implemented
ERC Report 32 applied

Short-term without guest licence Yes

Yes

Short-term call sign prefix HBØ/

HBØY/

Long-term with guest licence Yes

Yes

Extensions /AM, /M, /MM, /P (optional)

/AM, /M, /MM, /P (optional)

Equivalent national class CEPT Concession

Class 3 Concession¹

Band	Frequency Range	Power (PEP)	Bandwidth/ Modes	Frequency Range	Power (PEP)	Bandwidth/ Modes
2200 m	135.700 – 137.800 kHz	1 W ERP	any			
630 m	472.000 – 479.000 kHz	5 W EIRP	any			
160 m	1.810 – 2.000 MHz	1 kW	any	1.810 – 2.000 MHz	100 W	any
80 m	3.500 – 3.800 MHz	1 kW	any	3.500 – 3.800 MHz	100 W	any
60 m	5.3515 – 5.3665 MHz	15 W EIRP	any			
40 m	7.000 – 7.200 MHz	1 kW	any			
30 m	10.100 – 10.150 MHz	1 kW	any			
20 m	14.000 – 14.350 MHz	1 kW	any			
17 m	18.068 – 18.168 MHz	1 kW	any			
15 m	21.000 – 21.450 MHz	1 kW	any	21.000 – 21.450 MHz	100 W	any
12 m	24.890 – 24.990 MHz	1 kW	any			
10 m	28.000 – 29.700 MHz	1 kW	any	28.000 – 29.700 MHz	100 W	any
6 m	50.000 – 52.000 MHz	100 W	any			
4 m	70.000 – 70.0375 MHz	25 W ERP	any			
	70.1125 – 70.500 MHz	25 W ERP	any			
2 m	144.000 – 146.000 MHz	1 kW	any	144.000 – 146.000 MHz	50 W	any
70 cm	430.000 – 440.000 MHz	1 kW	any	430.000 – 440.000 MHz	50 W	any
23 cm	1.240 – 1.260 GHz ²	1 kW	any			
	1.260 – 1.300 GHz	1 kW	any			
13 cm	2.300 – 2.308 GHz ²	100 W	any			
	2.308 – 2.312 GHz	100 W	any			
	2.312 – 2.450 GHz ²	100 W	any			
9 cm						
6 cm	5.650 – 5.725 GHz ²	100 W	any			
	5.725 – 5.850 GHz	100 W	any			
3 cm	10.000 – 10.500 GHz	100 W	any			
1.2 cm	24.000 – 24.250 GHz	10 W	any			
6 mm	47.000 – 47.200 GHz	10 W	any			
4 mm	76.000 – 81.500 GHz	10 W	any			
2.5 mm	122.250 – 123.000 GHz	10 W	any			
2 mm	134.000 – 141.000 GHz	10 W	any			
1.2 mm	241.000 – 250.000 GHz	10 W	any			

Notes

¹ Only unmodified commercial transmitters permitted

² Special permission required

Info

Bundesamt für Kommunikation (BAKOM): *Auszug aus dem Fernmeldegesetz und den entsprechenden Verordnungen. Auszug aus den Bestimmungen des Radioreglements für den Amateurfunk.*

https://www.bakom.admin.ch/dam/bakom/de/dokumente/bakom/frequenzen_und_antennen/Frequenznutzung_mit_oder_ohne_Konzessionen/Amateurfunk/vorschriften_fueramateurfunk.pdf.download.pdf/vorschriften_fueramateurfunk.pdf (current as of 2019-01-22)

—: *Verordnung des BAKOM über die Nutzung des Funkfrequenzspektrums.* <https://www.fedlex.admin.ch/eli/cc/2020/914/de> (current as of 2024-06-01)

Amt für Kommunikation (AK): *Verordnung vom 8. Mai 2007 über Identifikationsmittel und Frequenzen im Bereich der elektronischen Kommunikation (IFV).* <https://www.gesetze.li/konso/2007.118> (current as of 2021-01-01)

—: *Liechtenstein Frequency Allocation Plan (FAP) and Specific Assignments.* <https://www.llv.li/serviceportal2/amtsstellen/amt-fuer-kommunikation/pdf-llv-ak-frequenzzuweisungsplan.pdf> (current as of 2024-01-01)



Lithuania

	Full	Novice
Short-term		
w/o guest licence	x	x
Long-term		
with guest licence	x	x

Licensing authority Ryšių reguliavimo tarnyba (RRT)/Communications Regulatory Authority of the Republic of Lithuania
Mortos St. 14, LT-03219 Vilnius, Lithuania
Tel: +370 5 210 5623
Fax: +370 5 216 1564
E-mail: rrt@rrt.lt
Website: <https://www.rrt.lt/en/>

IARU member society Lietuvos Radijo Mėgėjų Draugija (LRMD)
P.O. Box 1000, LT-01014 Vilnius-1, Lithuania
Street address: Gelvonų g. 33, Vilnius, Lithuania
Tel: +370 (657) 57373
E-mail: hq@lrmd.lt
Website: <https://lrmd.lt/>

Implementation **CEPT Licence**
T/R 61-01 implemented
T/R 61-02 / HAREC implemented

CEPT Novice Licence
ECC/REC/(05)06 implemented
ERC Report 32 applied

Short-term without guest licence Yes

Yes

Short-term call sign prefix LY/

LY/

Long-term with guest licence Yes
Application:
<https://www.rrt.lt/wp-content/uploads/2020/04/Radio-amateur-application-form-2020.docx>
to:
RRT (see above)

Yes
Application:
<https://www.rrt.lt/wp-content/uploads/2020/04/Radio-amateur-application-form-2020.docx>
to:
RRT (see above)

Extensions

Equivalent national class Class A

Class B

Band	Frequency Range	Power (PEP)	Bandwidth/ Modes	Frequency Range	Power (PEP)	Bandwidth/ Modes
2200 m	135.700 – 137.800 kHz	1 W EIRP	200 Hz			
630 m	472.000 – 479.000 kHz	1 W EIRP	any			
160 m	1.715 – 1.800 MHz	10 W	200 Hz			
	1.810 – 1.838 MHz	1 kW	200 Hz			
	1.838 – 1.850 MHz	1 kW	500 Hz			
	1.850 – 2.000 MHz	10 W	2.7 kHz			
80 m	3.500 – 3.800 MHz	1 kW	any	3.500 – 3.800 MHz	100 W	any
60 m	5.3515 – 5.3665 MHz	15 W EIRP	any			
40 m	7.000 – 7.200 MHz	1 kW	any	7.000 – 7.200 MHz	100 W	any
30 m	10.100 – 10.150 MHz	1 kW	any	10.100 – 10.150 MHz	100 W	any
20 m	14.000 – 14.350 MHz	1 kW	any	14.000 – 14.350 MHz	100 W	any
17 m	18.068 – 18.168 MHz	1 kW	any	18.068 – 18.168 MHz	100 W	any
15 m	21.000 – 21.450 MHz	1 kW	any	21.000 – 21.450 MHz	100 W	any
12 m	24.890 – 24.990 MHz	1 kW	any	24.890 – 24.990 MHz	100 W	any
10 m	28.000 – 29.700 MHz	1 kW	any	28.000 – 29.700 MHz	100 W	any
6 m	50.000 – 52.000 MHz	25 W EIRP	any			
4 m ¹	70.240 – 70.250 MHz	22 W EIRP	any ²			
2 m	144.000 – 146.000 MHz	250 W ³	any	144.000 – 146.000 MHz	50 W	any
70 cm	430.000 – 440.000 MHz	250 W ⁴	any	430.000 – 440.000 MHz	50 W	any
23 cm	1.240 – 1.300 GHz	100 W	any	1.240 – 1.300 GHz	5 W	any
13 cm	2.300 – 2.450 GHz	25 W	any	2.300 – 2.450 GHz	5 W	any
9 cm						
6 cm	5.660 – 5.670 GHz	25 W	any	5.660 – 5.670 GHz	5 W	any
	5.725 – 5.850 GHz	25 W	any	5.725 – 5.850 GHz	5 W	any
3 cm	10.000 – 10.300 GHz	25 W	any	10.000 – 10.500 GHz	5 W	any
	10.300 – 10.400 GHz	75 W	any			
	10.400 – 10.500 GHz	25 W	any			
1.2 cm	24.000 – 24.250 GHz	25 W	any	24.000 – 24.250 GHz	5 W	any
6 mm	47.000 – 47.200 GHz	25 W	any	47.000 – 47.200 GHz	5 W	any
4 mm	76.000 – 81.000 GHz	25 W	any	76.000 – 81.000 GHz	5 W	any
2.5 mm	122.250 – 123.000 GHz	25 W	any	122.250 – 123.000 GHz	5 W	any
2 mm	134.000 – 141.000 GHz	25 W	any	134.000 – 141.000 GHz	5 W	any
1.2 mm	241.000 – 250.000 GHz	25 W	any	241.000 – 250.000 GHz	5 W	any

Notes

- ¹ Amateur radio transmitters must not be used in an area closer than 4 km from the borders of the Republic of Belarus and of the Russian Federation and within an area of 15 km from the city limits of Alytaus.
- ² CW 500 Hz, SSB 3 kHz
- ³ 144.000–144.160 MHz: 1 kW PEP for EME communication
- ⁴ 432.000–432.050 MHz: 1 kW PEP for EME communication

Info

Ryšių reguliavimo tarnyba (RRT): *Įsakymas dėl teisės užsiimti radijo mėgėjų veikla suteikimo tvarkos ir užsiėmimo šia veikla sąlygų aprašo*. <https://www.e-tar.lt/rs/actualedition/TAR.04B43EB8963F/PKTfKtewx> (current as of 2019-07-01)

—: *Įsakymas dėl Lietuvos Respublikos ryšių reguliavimo tarnybos direktoriaus 2005 m. gruodžio 2 d. įsakymo nr. 1V-1070 „Dėl radijo teisės užsiimti radijo mėgėjų veikla suteikimo tvarkos ir užsiėmimo šia veikla sąlygų aprašo patvirtinimo“ pakeitimo*. 2019 m. kovo 5 d. 1V-285. https://e-seimas.lrs.lt/rs/legalact/TAD/4e6dc642f46611eab72ddb4a109da1b5/format/MSO2010_DOCX (current as of 2019-03-05)

—: *Įsakymas dėl Lietuvos Respublikos ryšių reguliavimo tarnybos direktoriaus 2010 M. rugsėjo 9 D. įsakymo nr. 1V-893 „Dėl radijo dažnių (kanalų), kuriuos galima naudoti be atskiro leidimo, sąrašo patvirtinimo“ pakeitimo*. <https://e-seimas.lrs.lt/rs/legalact/TAD/2386f341f32c11ecbfe9c72e552dd5bd> (current as of 2023-06-23)

—: *Nutarimas dėl nacionalinės radijo dažnių paskirstymo lentelės patvirtinimo*. 2016 m. birželio 21 d. nr. 1V-698. <https://www.e-tar.lt/rs/actualedition/6e718fd037a011e69101aaab2992cbcd/qRJfCfQyPDR> (current as of 2024-07-03)



Luxembourg

	Full	Novice
Short-term		
w/o guest licence	x	x
Long-term		
with guest licence	x	x

Licensing authority
 Institut Luxembourgeois de Régulation (ILR)
 ILR, L-2922 Luxembourg, Luxembourg
 Street address: 17, rue du Fossé, L-1536 Luxembourg, Luxembourg
 Tel: +352 28 228-228; +352 28 228-283
 Fax: +352 28 228-229
 E-mail: amateur@ilr.lu; https://www.ilr.lu/contact/
 Website: https://web.ilr.lu/FR/ILR

IARU member society
 Radioamateurs du Luxembourg (RL)
 P. O. Box 1352, L-1013 Luxembourg, Luxembourg
 E-mail: rl@rl.lu
 Website: https://rl.lu

Implementation
CEPT Licence
 T/R 61-01 implemented
 T/R 61-02 / HAREC implemented

CEPT Novice Licence
 ECC/REC/(05)06 implemented
 ERC Report 32 applied

Short-term without guest licence
 Yes

Yes

Short-term call sign prefix
 LX/

LX6/

Long-term with guest licence
 Yes
 Application:
https://www.ilr.lu/wp-content/uploads/frequences-radioelectriques/ilr-fre-form_licence-radioamateur.pdf
 to:
 ILR (see above)

Yes
 Application:
https://www.ilr.lu/wp-content/uploads/frequences-radioelectriques/ilr-fre-form_licence-radioamateur.pdf
 to:
 ILR (see above)

Long-term call sign prefix
 LX1-3

LX6

Extensions
 /M, /P (optional)

/M, /P (optional)

Equivalent national class
 HAREC

Novice

Band	Frequency Range	Power (PEP)	Bandwidth/ Modes ¹	Frequency Range	Power (PEP)	Bandwidth/ Modes ¹
2200 m	135.700 – 137.800 kHz	1 W ERP	any			
630 m	472.000 – 479.000 kHz	1 W ERP	any	472.000 – 479.000 kHz	1 W ERP	any
160 m	1.810 – 1.830 MHz	10 W ERP	any	1.810 – 1.830 MHz	10 W ERP	any
	1.830 – 1.850 MHz	100 W ²	any	1.830 – 1.850 MHz	100 W	any
	1.850 – 2.000 MHz	10 W ERP	any	1.850 – 2.000 MHz	10 W ERP	any
80 m	3.500 – 3.800 MHz	100 W ²	any	3.500 – 3.800 MHz	100 W	any
60 m	5.3515 – 5.3665 MHz	15 W EIRP	any	5.3515 – 5.3665 MHz	15 W EIRP	any
40 m	7.000 – 7.200 MHz	100 W ²	any			
30 m	10.100 – 10.150 MHz	100 W ²	any			
20 m	14.000 – 14.350 MHz	100 W ²	any			
17 m	18.068 – 18.168 MHz	100 W ²	any			
15 m	21.000 – 21.450 MHz	100 W ²	any	21.000 – 21.450 MHz	100 W	any
12 m	24.890 – 24.990 MHz	100 W ²	any			
10 m	28.000 – 29.700 MHz	100 W ²	any	28.000 – 29.700 MHz	100 W	any
6 m	50.000 – 52.000 MHz	100 W ²	any	50.000 – 52.000 MHz	100 W	any
4 m	70.150 – 70.250 MHz	10 W EIRP	any	70.150 – 70.250 MHz	10 W EIRP	any
2 m	144.000 – 146.000 MHz	100 W ²	any	144.000 – 146.000 MHz	100 W	any
70 cm	430.000 – 440.000 MHz	100 W ²	any	430.000 – 440.000 MHz	100 W	any
23 cm	1.240 – 1.300 GHz	100 W ²	any	1.240 – 1.300 GHz	100 W	any
13 cm	2.300 – 2.450 GHz	100 W ²	any	2.300 – 2.450 GHz	100 W	any
9 cm	3.400 – 3.410 GHz	100 W ²	any	3.400 – 3.410 GHz	100 W	any
6 cm	5.650 – 5.850 GHz	100 W ²	any	5.650 – 5.850 GHz	100 W	any
3 cm	10.000 – 10.500 GHz	100 W ²	any	10.000 – 10.500 GHz	100 W	any
1.2 cm	24.000 – 24.250 GHz	100 W ²	any	24.000 – 24.250 GHz	100 W	any
6 mm	47.000 – 47.200 GHz	100 W ²	any	47.000 – 47.200 GHz	100 W	any
4 mm	75.500 – 81.000 GHz	100 W ²	any	75.500 – 81.000 GHz	100 W	any
2.5 mm						
2 mm	134.000 – 141.000 GHz	100 W ²	any	134.000 – 141.000 GHz	100 W	any
	142.000 – 149.000 GHz	100 W ²	any	142.000 – 149.000 GHz	100 W	any
1.2 mm	241.000 – 250.000 GHz	100 W ²	any	241.000 – 250.000 GHz	100 W	any

Notes

¹ Modes according to the IARU Region 1 band plan (please refer to the list at the end of this document)

² 1 kW PEP on application, special permission required

Info

Institut Luxembourgeois de Régulation (ILR): *Plan d'allotissement et d'attribution des ondes radioélectriques au Luxembourg*. <https://assets.ilr.lu/frequences/Documents/ILRLU-1723895916-283.pdf> (current as of 2020-09-10)

—: *Plan des fréquences*. <https://web.ilr.lu/FR/Professionnels/Frequences-radioelectriques/Utilisation-de-frequences/Plan-des-frequences/Pages/default.aspx> (current as of 2022-12-19)

—: *Règlement ILR/F24/1 du 26 janvier 2024 sur les procédures et les modalités d'obtention et de reconnaissance des certificats d'opérateur radioamateur - Service fréquences*. <https://legilux.public.lu/eli/etat/leg/rilr/2024/01/26/a51/jo> (current as of 2024-01-26)

—: *Le service d'amateur au Luxembourg. Guide du radioamateur et de l'utilisateur de stations radioélectriques du service d'amateur*. https://rl.lu/wp-content/uploads/2024/02/Brochure-RA-_Edition-2024.pdf (current as of 2024-02-27)



Malta

	Full	Novice
Short-term w/o guest licence	x	-
Long-term with guest licence	x	-

Licensing authority Malta Communications Authority (MCA)
Valletta Waterfront, Pinto Wharf, Floriana, FRN 1913, Malta
Tel: +356 2133 6840
E-mail: info.mca@mca.org.mt; rcl@mca.org.mt
Website: <https://www.mca.org.mt/>

IARU member society Malta Amateur Radio League (MARL)
Mdina Road, Attard, ATD 9036, Malta
Tel: +356 79437808
E-mail: info@9h1mrl.org; 9h1mrl.malta@gmail.com
Website: <http://www.9h1mrl.org>

Implementation **CEPT Licence**
T/R 61-01 implemented
T/R 61-02 / HAREC implemented

CEPT Novice Licence
ECC/REC/(05)06 not implemented
ERC Report 32 not applied

Short-term without guest licence Yes

No

Short-term call sign prefix 9H/

Long-term with guest licence Yes
Application:
<https://workflow.gov.mt/RuntimeAnonymous/Runtime/Form/Amateur+License+Form?language=en>

No

Long-term call sign prefix 9H2 Malta
9H7 Gozo

Extensions

Equivalent national class Amateur Station Licence

Band	Frequency Range	Power (PEP)	Bandwidth/ Modes
2200 m	135.700 – 137.800 kHz	1 W EIRP	any
630 m	472.000 – 479.000 kHz	1 W EIRP	any
160 m	1.810 – 1.850 MHz	400 W	any
	1.850 – 2.000 MHz	10 W	any
80 m	3.500 – 3.800 MHz	400 W	any
60 m	5.3515 – 5.3665 MHz	15 W EIRP	any
40 m	7.000 – 7.200 MHz	400 W	any
30 m	10.100 – 10.150 MHz	100 W	any
20 m	14.000 – 14.350 MHz	400 W	any
17 m	18.068 – 18.168 MHz	400 W	any
15 m	21.000 – 21.450 MHz	400 W	any
12 m	24.890 – 24.990 MHz	400 W	any
10 m	28.000 – 29.700 MHz ¹	400 W	any
6 m	50.000 – 52.000 MHz	100 W	any
4 m	70.000 – 70.500 MHz	160 W	any
2 m	144.000 – 146.000 MHz	400 W	any
70 cm	430.000 – 432.000 MHz	50 W	any
	432.000 – 440.000 MHz	400 W	any
23 cm	1.240 – 1.300 GHz	200 W	any
13 cm	2.300 – 2.450 GHz	400 W	any
9 cm			
6 cm	5.650 – 5.850 GHz	400 W	any
3 cm	10.000 – 10.500 GHz	400 W	any
1.2 cm	24.000 – 24.250 GHz	400 W	any
6 mm	47.000 – 47.200 GHz	400 W	any
4 mm	76.000 – 81.500 GHz	400 W	any
2.5 mm	122.250 – 123.000 GHz	400 W	any
2 mm	134.000 – 141.000 GHz	400 W	any
1.2 mm	241.000 – 250.000 GHz	400 W	any

Notes

¹ 29.300–29.510 MHz: no transmissions to avoid interference with the amateur-satellite downlink

Info

Government of Malta: *Regolamenti tal-2020 dwar Radjukomunikazzjonijiet (Licenza għal Stazzjon tad-Dilettanti)*.
<https://parlament.mt/media/104020/In-8-of-2020.pdf> (current as of 2020-01-10)



Moldova

	Full	Novice
Short-term w/o guest licence	x	x
Long-term with guest licence	x	x

Licensing authority Agenției Naționale pentru Reglementare în Comunicații Electronice și Tehnologia Informației (ANRCETI)/National Regulatory Agency for Electronic Communications and Information Technology of the Republic of Moldova
134 Stefan cel Mare, Blvd., MD-2012, Chisinau, Moldova
Tel: +373 22 251-317
Fax: +373 22 222-885
E-mail: office@anrceti.md
Website: https://en.anrceti.md/

IARU member society Asociația Radioamatorilor din Moldova (ARM)
P. O. Box 1414, MD-2043 Kishinev, Moldova
Tel: +373 6715-7388 <ER1FF>
E-mail: 123456@arm.md
Website: http://www.arm.md

Implementation **CEPT Licence**
T/R 61-01 implemented¹
T/R 61-02 / HAREC implemented

CEPT Novice Licence
ECC/REC/(05)06 implemented¹
ERC Report 32 applied

Short-term without guest licence Yes

Yes

Short-term call sign prefix ER/

ER/

Long-term with guest licence (3 years) Yes
Application:
<https://www.anrceti.md/files/doc/consultare/260724/HCA.pdf>
to:
ANRCETI (see above)

Yes
Application:
<https://www.anrceti.md/files/doc/consultare/260724/HCA.pdf>
to:
ANRCETI (see above)

Extensions /AM, /M, /MM, /P

/AM, /M, /MM, /P

Equivalent national class Class B

Class C

Band	Frequency Range	Power (PEP)	Bandwidth/ Modes	Frequency Range	Power (PEP)	Bandwidth/ Modes
2200 m	135.700 – 137.800 kHz	1 W ERP	CW	135.700 – 137.800 kHz	1 W ERP	CW
630 m	472.000 – 479.000 kHz	1 W ERP	CW	472.000 – 479.000 kHz	1 W ERP	CW
160 m	1.810 – 1.838 MHz	5 W	CW	1.850 – 1.900 MHz	5 W	CW, SSB
	1.838 – 1.840 MHz	5 W	CW, digital	1.900 – 2.000 MHz	5 W	CW, SSB, AM
	1.840 – 1.842 MHz	5 W	CW, SSB, digital			
	1.842 – 1.900 MHz	5 W	CW, SSB			
80 m	1.900 – 2.000 MHz	5 W	CW, SSB, AM	3.580 – 3.600 MHz	25 W	CW, digital
	3.580 – 3.600 MHz	100 W	CW, digital			
	3.600 – 3.620 MHz	100 W	CW, SSB, digital	3.600 – 3.620 MHz	25 W	CW, SSB, digital
	3.620 – 3.730 MHz	100 W	CW, SSB			
	3.730 – 3.740 MHz	100 W	CW, SSB, SSTV	3.620 – 3.730 MHz	25 W	CW, SSB, SSTV
	3.740 – 3.800 MHz	100 W	CW, SSB			
60 m	7.035 – 7.040 MHz	100 W	CW, digital, SSTV	7.035 – 7.040 MHz	25 W	CW, digital, SSTV
			CW, SSB, digital, SSTV			
40 m	7.040 – 7.045 MHz	100 W	CW, SSB, digital, SSTV	7.040 – 7.045 MHz	25 W	CW, SSB, digital, SSTV
	7.045 – 7.200 MHz	100 W	CW, SSB			
	10.140 – 10.150 MHz	100 W	CW, digital	7.045 – 7.200 MHz	25 W	CW, SSB
	14.070 – 14.100 MHz	100 W	CW, digital			
30 m	14.100 – 14.120 MHz	100 W	CW, SSB, digital	14.120 – 14.225 MHz	100 W	CW, SSB, SSTV
	14.120 – 14.225 MHz	100 W	CW, SSB			
	14.225 – 14.235 MHz	100 W	CW, SSB, SSTV			
	14.235 – 14.350 MHz	100 W	CW, SSB			
17 m	18.100 – 18.110 MHz	100 W	CW, digital	18.110 – 18.168 MHz	100 W	CW, SSB
	18.110 – 18.168 MHz	100 W	CW, SSB			
15 m	21.080 – 21.120 MHz	100 W	CW, digital	21.150 – 21.335 MHz	100 W	CW, SSB
	21.150 – 21.335 MHz	100 W	CW, SSB			
	21.335 – 21.345 MHz	100 W	CW, SSB, SSTV			

12 m	21.345 – 21.450 MHz	100 W	CW, SSB				
	24.920 – 24.930 MHz	100 W	CW, digital				
	24.930 – 24.990 MHz	100 W	CW, SSB				
10 m	28.070 – 28.150 MHz	100 W	CW, digital	28.070 – 28.150 MHz	25 W	CW, digital	
	28.225 – 28.675 MHz	100 W	CW, SSB	28.225 – 28.675 MHz	25 W	CW, SSB	
	28.675 – 28.685 MHz	100 W	CW, SSB, SSTV	28.675 – 28.685 MHz	25 W	CW, SSB, SSTV	
	28.685 – 28.800 MHz	100 W	CW, SSB	28.685 – 28.800 MHz	25 W	CW, SSB	
	28.800 – 29.000 MHz	100 W	CW, SSB, AM	28.800 – 29.000 MHz	25 W	CW, SSB, AM	
	29.000 – 29.700 MHz	100 W	CW, SSB, AM, FM	29.000 – 29.700 MHz	25 W	CW, SSB, AM, FM	
6 m ²	50.000 – 52.000 MHz						
4 m ²	70.000 – 70.500 MHz						
2 m	144.000 – 144.035 MHz	100 W	CW, SSB	144.000 – 144.035 MHz	25 W	CW, SSB	
	144.035 – 144.100 MHz	100 W	CW	144.100 – 144.150 MHz	25 W	CW, digital	
	144.100 – 144.150 MHz	100 W	CW, digital	144.150 – 144.350 MHz	25 W	CW, SSB	
	144.150 – 144.350 MHz	100 W	CW, SSB	144.350 – 144.400 MHz	25 W	CW, digital	
	144.350 – 144.400 MHz	100 W	CW, digital	144.500 – 144.800 MHz	25 W	CW, SSB, AM, FM, digital, SSTV	
	144.400 – 144.500 MHz	100 W	CW	144.800 – 144.990 MHz	25 W	digital	
	144.500 – 144.800 MHz	100 W	CW, SSB, AM, FM, digital, SSTV	144.990 – 145.800 MHz	25 W	FM	
	144.800 – 144.990 MHz	100 W	digital	145.800 – 146.000 MHz	25 W	CW, SSB, FM	
	144.990 – 145.800 MHz	100 W	FM				
70 cm	145.800 – 146.000 MHz	100 W	CW, SSB, FM				
	430.000 – 432.000 MHz	5 W	FM	430.000 – 432.000 MHz	5 W	FM	
	432.000 – 432.150 MHz	5 W	CW	432.150 – 432.800 MHz	5 W	CW, SSB	
	432.150 – 432.800 MHz	5 W	CW, SSB	432.990 – 433.600 MHz	5 W	FM	
	432.800 – 432.990 MHz	5 W	CW	433.600 – 434.000 MHz	5 W	CW, SSB, AM, FM, digital, SSTV	
	432.990 – 433.600 MHz	5 W	FM	434.000 – 435.981 MHz	5 W	ATV	
	433.600 – 434.000 MHz	5 W	CW, SSB, AM, FM, digital, SSTV	435.981 – 440.000 MHz	5 W	CW, SSB, AM, FM, digital, ATV	
	434.000 – 435.981 MHz	5 W	ATV				
	435.981 – 440.000 MHz	5 W	CW, SSB, AM, FM, digital, ATV				
23 cm	1.240 – 1.300 GHz	10 W	CW, SSB, FM				
13 cm	2.300 – 2.450 GHz	5 W	CW, SSB, FM				
9 cm							
6 cm	5.650 – 5.850 GHz	5 W	CW, SSB, FM				
3 cm	10.000 – 10.500 GHz	5 W	CW, SSB, FM				
1.2 cm	24.050 – 24.250 GHz	5 W	CW, SSB, FM				
6 mm	47.000 – 47.200 GHz	5 W	CW, SSB, FM	47.000 – 47.200 GHz	5 W	CW, SSB, FM	
4 mm	76.000 – 78.000 GHz	5 W	CW, SSB, FM	77.500 – 78.000 GHz	5 W	CW, SSB, FM	
	78.000 – 81.000 GHz	1 W	CW, SSB, FM				
2.5 mm							
2 mm	134.000 – 141.000 GHz	5 W	CW, SSB, FM				
1.2 mm	241.000 – 250.000 GHz	5 W	CW, SSB, FM	248.000 – 250.000 GHz	5 W	CW, SSB, FM	

Notes

- 1 Prior to any amateur radio activity in Moldova, a registration with the National Radio Frequency Management Service (NRFMS) is required indicating the location and duration of the stay: Serviciul Național de Management al Frecvențelor Radio (SNMFR), 22/20, N. Dimo str., Durlești, Chișinău, MD-2003, Republica Moldova; phone: +373 22 785-729; e-mail: snfr@snfr.md; online: <http://www.snfr.md/index.php?pag=feedback&id=1283&l=en>; [http://www.snfr.md/media/files/documente forme de solicitare/En/formular_notificare_radioamator_eng.pdf](http://www.snfr.md/media/files/documente%20formule%20de%20solicitare/En/formular_notificare_radioamator_eng.pdf)
- 2 Special permission required

Info

National Regulatory Agency for Electronic Communications and Information Technology (ANRCETI): *Ordin cu privire la aprobarea Regulamentului de radiocomunicații pentru serviciul de amator din Republica Moldova*. [https://anrceti.md/files/filefield/ORDIN MEI nr. 290 din 12.06.2018_0.doc](https://anrceti.md/files/filefield/ORDIN%20MEI%20nr.%20290%20din%2012.06.2018_0.doc) (current as of 2018-06-29)

—: *Technical Permits for Radio Amateur Stations*. <https://en.anrceti.md/permtehn> (current as of 2025-02-22)

Serviciul Național de Management al Frecvențelor Radio (SNMFR): *Tabelul național de atribuire a benzilor de frecvențe*. http://www.snfr.md/media/files/tnabf/2022/TNABF_MDA_2022_ROM.pdf (current as of 2022-12-23)

Monaco

	Full	Novice
Short-term w/o guest licence	x	-
Long-term with guest licence	x	-

Licensing authority Secrétariat Général du Gouvernement – Direction des Communications Electroniques
23, Avenue Albert II, MC-98000 Monaco
Tel: +377 98 98 88 00
Fax: +377 97 98 56 57
E-mail: dce@gouv.mc
Website: <https://www.gouv.mc/Gouvernement-et-Institutions/Le-Gouvernement/Ministere-d-Etat/Secretariat-General-du-Gouvernement>

IARU member society Association des Radioamateurs de Monaco (ARM)
P. O. Box 2, MC-98001 Monaco Cedex, Monaco
Street address: 3, Av. des Castelans, MC-98000 Monaco
Tel: +377 93 254727
E-mail: cpasset@monaco.mc
Website: <http://www.arm.mc>

Implementation **CEPT Licence** T/R 61-01 implemented¹
T/R 61-02 / HAREC implemented

CEPT Novice Licence ECC/REC/(05)06 not implemented
ERC Report 32 not applied

Short-term without guest licence Yes No

Short-term call sign prefix 3A/

Long-term with guest licence Yes No

Long-term call sign prefix 3A2

Extensions

Equivalent national class Licence Générale²

Band	Frequency Range	Power (PEP)	Bandwidth/ Modes ³
2200 m	135.700 – 137.800 kHz	1 W EIRP	any
630 m	472.000 – 479.000 kHz	1 W EIRP	any
160 m	1.810 – 2.000 MHz	100 W	any
80 m	3.500 – 3.800 MHz	100 W	any
60 m	5.3515 – 5.3665 MHz	15 W EIRP	any
40 m	7.000 – 7.200 MHz	100 W	any
30 m	10.100 – 10.150 MHz	100 W	any
20 m	14.000 – 14.350 MHz	100 W	any
17 m	18.068 – 18.168 MHz	100 W	any
15 m	21.000 – 21.450 MHz	100 W	any
12 m	24.890 – 24.990 MHz	100 W	any
10 m	28.000 – 29.700 MHz	100 W	any
6 m	50.000 – 52.000 MHz	100 W	any
4 m	70.000 – 70.500 MHz	100 W	any
2 m	144.000 – 146.000 MHz	100 W	any
70 cm	430.000 – 440.000 MHz	100 W	any
23 cm	1.240 – 1.300 GHz	100 W	any
13 cm	2.300 – 2.450 GHz	100 W	any
9 cm			
6 cm	5.650 – 5.850 GHz	100 W	any
3 cm	10.000 – 10.500 GHz	100 W	any
1.2 cm	24.000 – 24.250 GHz	100 W	any
6 mm	47.000 – 47.200 GHz	100 W	any
4 mm	76.000 – 81.500 GHz	100 W	any
2.5 mm	122.250 – 123.000 GHz	100 W	any
2 mm	134.000 – 141.000 GHz	100 W	any
1.2 mm	241.000 – 250.000 GHz	100 W	any

Notes

¹ Prior to any amateur radio activity in Monaco, a registration with the PTT is required indicating the location and duration of the stay: Direction des Communications Electroniques, 23, Avenue Albert II, MC-98000 Monaco; phone: +377 98988800; e-mail: dce@gouv.mc

² According to CEPT Recommendation T/R 61-01, a CW examination is required for the use of hf bands (below 30 MHz).

³ Modes according to the IARU Region 1 band plan (please refer to the list at the end of this document)

Info

Association des Radioamateurs de Monaco (ARM): *Réglementation monégasque*. <http://www.arm.mc/Reglementation.html> (current as of 2024-09-27)



Montenegro

	Full	Novice
Short-term		
w/o guest licence	x	x
Long-term		
with guest licence	x	x

Licensing authority Crna Gora Agencija za elektronske komunikacije i poštansku djelatnost (EKIP)
Bulevar Džordža Vašingtona 56/2, 81000 Podgorica, Montenegro
Tel: +382 20 406-700
Fax: +382 20 406-702
E-mail: ekip@ekip.me
Website: <https://ekip.me/>

IARU member society Montenegrin Amateur Radio Pool (MARP)
Ratiševina bb, 85347 Igalo, Herceg Novi, Montenegro
Tel: +382 67 372 273 <4O9TTT>, +382 68 300 000 <4O3A>
E-mail: info@marp.org.me
Website: <http://marp.org.me>

Implementation **CEPT Licence**
T/R 61-01 implemented
T/R 61-02 / HAREC implemented

CEPT Novice Licence
ECC/REC/(05)06 implemented according to national amateur radio regulations, but Montenegro not included in the List of CEPT Countries (ECC/REC/(05)06, Annex 2) ERC Report 32 applied

Short-term without guest licence Yes

Yes

Short-term call sign prefix 4O/

4O/

Long-term with guest licence Yes
Application:
[https://ekip.me/media/documents/general/1733229387_Obrazac_zah_tjeva_za_izdavanje_odobrenja_za_koriscenje_RF_\(ZORF1\).doc](https://ekip.me/media/documents/general/1733229387_Obrazac_zah_tjeva_za_izdavanje_odobrenja_za_koriscenje_RF_(ZORF1).doc)
to:
EKIP (see above)

Yes
Application:
[https://ekip.me/media/documents/general/1733229387_Obrazac_zah_tjeva_za_izdavanje_odobrenja_za_koriscenje_RF_\(ZORF1\).doc](https://ekip.me/media/documents/general/1733229387_Obrazac_zah_tjeva_za_izdavanje_odobrenja_za_koriscenje_RF_(ZORF1).doc)
to:
EKIP (see above)

Long-term call sign prefix 4O7

4O7

Extensions /AM, /M, /MM, /P

/AM, /M, /MM, /P

Equivalent national class Class A

Class N

Band	Frequency Range	Power (PEP)	Bandwidth/Modes ¹	Frequency Range	Power (PEP)	Bandwidth/Modes ¹
2200 m	135.700 – 137.800 kHz	1 W EIRP	200 Hz ²			
630 m	472.000 – 479.000 kHz	20 W ERP	500 Hz ³			
160 m	1.810 – 1.838 MHz	300 W	200 Hz ²			
	1.838 – 1.840 MHz	300 W	500 Hz ³			
	1.840 – 1.843 MHz	300 W	2.7 kHz ⁴			
	1.843 – 2.000 MHz	300 W	2.7 kHz ⁵			
	3.500 – 3.580 MHz	1.5 kW	200 Hz ²	3.500 – 3.580 MHz	100 W	200 Hz ²
80 m	3.580 – 3.600 MHz	1.5 kW	500 Hz ³	3.580 – 3.600 MHz	100 W	500 Hz ³
	3.600 – 3.800 MHz	1.5 kW	2.7 kHz	3.600 – 3.800 MHz	100 W	2.7 kHz
	5.3515 – 5.3665 MHz	15 W EIRP				
60 m ⁶	7.000 – 7.040 MHz	1.5 kW	200 Hz ²	7.000 – 7.040 MHz	100 W	200 Hz ²
	7.040 – 7.050 MHz	1.5 kW	500 Hz ³	7.040 – 7.050 MHz	100 W	500 Hz ³
	7.050 – 7.060 MHz	1.5 kW	2.7 kHz ⁴	7.050 – 7.060 MHz	100 W	2.7 kHz ⁴
	7.060 – 7.200 MHz	1.5 kW	2.7 kHz	7.060 – 7.200 MHz	100 W	2.7 kHz
	40 m	10.100 – 10.140 MHz	300 W	200 Hz ²		
10.140 – 10.150 MHz		300 W	500 Hz ³			
14.000 – 14.070 MHz		1.5 kW	200 Hz ²			
14.070 – 14.099 MHz		1.5 kW	500 Hz ³			
14.099 – 14.101 MHz ⁷						
30 m	14.101 – 14.112 MHz	1.5 kW	2.7 kHz ⁴			
	14.112 – 14.350 MHz	1.5 kW	2.7 kHz			
	18.068 – 18.095 MHz	300 W	200 Hz ²			
	18.095 – 18.109 MHz	1.5 kW	500 Hz ³			
	18.109 – 18.111 MHz ⁷					
20 m	18.111 – 18.168 MHz	300 W	2.7 kHz			
	21.000 – 21.070 MHz	1.5 kW	200 Hz ²	21.000 – 21.070 MHz	100 W	200 Hz ²
	21.070 – 21.110 MHz	1.5 kW	500 Hz ³	21.070 – 21.110 MHz	100 W	500 Hz ³
	21.110 – 21.120 MHz	1.5 kW	2.7 kHz ³	21.110 – 21.120 MHz	100 W	2.7 kHz ³
	21.120 – 21.149 MHz	1.5 kW	500 Hz ³	21.120 – 21.149 MHz	100 W	500 Hz ³
17 m	21.149 – 21.151 MHz ⁷			21.149 – 21.151 MHz ⁷		
	21.151 – 21.450 MHz	1.5 kW	2.7 kHz	21.151 – 21.450 MHz	100 W	2.7 kHz

12 m	24.890 – 24.915 MHz	300 W	200 Hz ²					
	24.915 – 24.929 MHz	300 W	500 Hz ³					
	24.929 – 24.931 MHz ⁷							
10 m	24.931 – 24.990 MHz	300 W	2.7 kHz					
	28.000 – 28.050 MHz	1.5 kW	200 Hz ²	28.000 – 28.050 MHz	100 W	200 Hz ²		
	28.050 – 28.190 MHz	1.5 kW	500 Hz ³	28.050 – 28.150 MHz	100 W	500 Hz ³		
	28.190 – 28.225 MHz ⁷			28.190 – 28.225 MHz ⁷				
	28.225 – 29.100 MHz	1.5 kW	2.7 kHz	28.225 – 29.100 MHz	100 W	2.7 kHz		
	29.100 – 29.300 MHz	1.5 kW	6 kHz	28.225 – 29.100 MHz	100 W	2.7 kHz		
	29.300 – 29.510 MHz ⁸			29.100 – 29.300 MHz	100 W	6 kHz		
	29.510 – 29.520 MHz ⁹			29.300 – 29.510 MHz ⁹				
6 m	29.520 – 29.700 MHz	1.5 kW	6 kHz	29.510 – 29.520 MHz				
	50.000 – 50.100 MHz	100 W	200 Hz ²	29.520 – 29.700 MHz	100 W	6 kHz		
	50.100 – 50.500 MHz	100 W	2.7 kHz ⁴	50.000 – 50.100 MHz	25 W	200 Hz ²		
4 m	50.500 – 52.000 MHz	100 W	12 kHz	50.100 – 50.500 MHz	25 W	2.7 kHz ⁴		
	70.050 – 70.250 MHz	100 W	2.7 kHz ⁴	50.500 – 52.000 MHz	25 W	12 kHz		
2 m	70.250 – 70.450 MHz	100 W	12 kHz	70.050 – 70.250 MHz	25 W	2.7 kHz ⁴		
	144.000 – 144.035 MHz ¹⁰	1.5 kW	500 Hz ²	70.250 – 70.450 MHz	25 W	12 kHz		
	144.035 – 144.110 MHz	1.5 kW	500 Hz ²	144.000 – 144.035 MHz ¹⁰	25 W	500 Hz ²		
	144.110 – 144.150 MHz	1.5 kW	500 Hz ³	144.035 – 144.110 MHz	25 W	500 Hz ²		
	144.150 – 144.180 MHz	1.5 kW	2.7 kHz ⁴	144.110 – 144.150 MHz	25 W	500 Hz ³		
	144.180 – 144.360 MHz	1.5 kW	2.7 kHz ⁵	144.150 – 144.180 MHz	25 W	2.7 kHz ⁴		
	144.360 – 144.399 MHz	1.5 kW	2.7 kHz ⁴	144.180 – 144.360 MHz	25 W	2.7 kHz ⁵		
	144.399 – 144.499 MHz ⁷			144.360 – 144.399 MHz	25 W	2.7 kHz ⁴		
	144.499 – 144.794 MHz	300 W	20 kHz	144.399 – 144.499 MHz ⁷				
	144.794 – 144.994 MHz	50 W	12 kHz ¹¹	144.499 – 144.794 MHz	25 W	20 kHz		
	144.994 – 145.1935 MHz	50 W	12 kHz ¹²	144.794 – 144.994 MHz	25 W	12 kHz ¹¹		
	145.194 – 145.206 MHz ¹³	50 W	12 kHz	144.994 – 145.1935 MHz	25 W	12 kHz ¹²		
	145.206 – 145.7935 MHz	50 W	12 kHz ¹²	145.194 – 145.206 MHz ¹³	25 W	12 kHz		
	145.7935 – 145.806 MHz ¹³	50 W	12 kHz	145.206 – 145.7935 MHz	25 W	12 kHz ¹²		
	145.806 – 146.000 MHz ¹⁴	50 W	12 kHz	145.806 – 146.000 MHz ¹⁴	25 W	12 kHz		
	70 cm	430.000 – 430.925 MHz	50 W	digital	430.000 – 430.925 MHz	25 W	digital	
430.950 – 431.775 MHz		50 W	NBFM	430.950 – 431.775 MHz	25 W	NBFM		
432.000 – 432.100 MHz		1.5 kW	CW	432.000 – 432.100 MHz	25 W	CW		
432.100 – 432.399 MHz		1.5 kW	CW, SSB	432.100 – 432.399 MHz	25 W	CW, SSB		
432.399 – 432.500 MHz ⁷				432.399 – 432.500 MHz ⁷				
432.500 – 432.994 MHz		50 W	any	432.500 – 432.994 MHz	25 W	any		
432.994 – 433.600 MHz		50 W	NBFM	432.994 – 433.600 MHz	25 W	NBFM		
433.600 – 434.000 MHz		300 W	any	433.600 – 434.000 MHz	25 W	any		
434.000 – 434.594 MHz		50 W	digital	434.000 – 434.594 MHz	25 W	digital		
434.594 – 435.000 MHz		50 W	NBFM	435.000 – 438.000 MHz ¹⁴	25 W			
435.000 – 438.000 MHz ¹⁴		50 W		438.000 – 438.525 MHz	25 W	digital		
438.000 – 438.525 MHz		50 W	digital	439.400 – 439.775 MHz	25 W	digital		
439.400 – 439.775 MHz		50 W	digital					
23 cm		1.240 – 1.24325 GHz	300 W	any				
	1.24325 – 1.260 GHz	300 W	ATV ¹⁵					
	1.260 – 1.270 GHz ¹⁴	50 W						
	1.270 – 1.272 GHz	300 W	any					
	1.272 – 1.290994 GHz	300 W	ATV ¹⁵					
	1.290994 – 1.291494 GHz	50 W	NBFM					
	1.291494 – 1.296 GHz	300 W	any					
	1.296 – 1.29615 GHz	300 W	CW					
	1.29615 – 1.296994 GHz	300 W	CW, SSB					
	1.296994 – 1.298 GHz	50 W	NBFM					
	1.298 – 1.300 GHz	300 W	any					
	13 cm	2.300 – 2.320 GHz	300 W	any				
		2.320 – 2.32015 GHz	300 W	CW				
		2.32015 – 2.321 GHz	300 W	CW, SSB				
2.321 – 2.322 GHz		50 W	NBFM					
9 cm	2.322 – 2.400 GHz	300 W	any					
	2.400 – 2.450 GHz ¹⁴	50 W						
	3.400 – 3.402 GHz	50 W	narrow					
	3.402 – 3.410 GHz	50 W	any					
	6 cm	5.650 – 5.668 GHz ¹⁶	50 W					
		5.668 – 5.670 GHz ¹⁶	50 W	narrow				
5.700 – 5.720 GHz		300 W	ATV ¹⁵					
5.720 – 5.760 GHz		300 W	any					
5.760 – 5.762 GHz		300 W	narrow					
5.762 – 5.790 GHz		300 W	any					
3 cm	5.790 – 5.850 GHz ⁸							
	10.000 – 10.150 GHz	300 W	digital					
	10.150 – 10.250 GHz	300 W	any					
	10.250 – 10.350 GHz	300 W	digital					
	10.350 – 10.368 GHz	300 W	any					
	10.368 – 10.370 GHz	300 W	narrow					
	10.370 – 10.450 GHz	300 W	any					

1.2 cm	10.450 – 10.500 GHz ¹⁴	50 W	
	24.000 – 24.048 GHz ¹⁴	50 W	
	24.048 – 24.050 GHz	300 W	narrow
	24.050 – 24.192 GHz	300 W	any
	24.192 – 24.194 GHz	300 W	narrow
6 mm	24.194 – 24.250 GHz	300 W	any
	47.000 – 47.200 GHz ¹⁴	50 W	any
4 mm	47.200 – 48.500 GHz	300 W	any
	75.500 – 77.500 GHz	300 W	any
	77.500 – 77.501 GHz ¹⁴	50 W	narrow
2.5 mm	77.501 – 81.500 GHz	300 W	any
	122.250 – 122.251 GHz	300 W	narrow
	122.251 – 123.000 GHz	300 W	any
2 mm	134.000 – 134.001 GHz ¹⁴	50 W	narrow
	134.001 – 141.000 GHz	300 W	any
1.2 mm	241.000 – 248.000 GHz	300 W	any
	248.000 – 248.001 GHz ¹⁴	50 W	narrow
	248.001 – 250.000 GHz	300 W	any

Notes

- 1 CW: CW examination required
- 2 CW
- 3 CW, digital
- 4 CW, SSB, digital
- 5 CW, SSB
- 6 Band listed in the national frequency plan (Plan namjene radio-frekvencijskog spektra), but not included in the national amateur radio regulations
- 7 Beacon stations
- 8 Satellite communication (downlink)
- 9 Guard channel
- 10 EME communication
- 11 Digital
- 12 NBFM
- 13 Space communication
- 14 Satellite communication
- 15 ATV: special permission required
- 16 Satellite communication (uplink)

Info

Crna Gora Agencija za elektronske komunikacije i poštansku djelatnost (EKIP): *Plan raspodjele radio-frekvencija namijenjenih radioamaterskoj službi*. [https://ekip.me/media/documents/general/1601566625_Plan raspodjele radio-frekvencija namijenjenih radioamaterskoj sluzbi 25-2012.pdf](https://ekip.me/media/documents/general/1601566625_Plan_raspodjele_radio-frekvencija_namijenjenih_radioamaterskoj_sluzbi_25-2012.pdf) (current as of 2012-04-11)

—: *Plan namjene radio-frekvencijskog spektra*. [https://ekip.me/media/documents/general/1612960870_Plan namjene RF spektra_kompletan_konacno - SI list CG 89-20, 104-20.pdf](https://ekip.me/media/documents/general/1612960870_Plan_namjene_RF_spektra_kompletan_konacno_-_SI_list_CG_89-20,_104-20.pdf) (current as of 2021-02-10)

Netherlands

	Full	Novice
Short-term		
w/o guest licence	x	x
Long-term		
with guest licence	x	x

Licensing authority | Rijksinspectie Digitale Infrastructuur (RDI)/Authority for Digital Infrastructure
Postbus 450, NL-9700 AL Groningen, Netherlands
Tel: +31 88 041 6000
E-mail: info@rdi.nl
Website: <https://www.rdi.nl/>

IARU member society | Vereniging voor Experimenteel Radio Onderzoek in Nederland (VERON)
P. O. Box 1166, NL-6801 BD Arnhem, Netherlands
Street address: Simon Stevinweg 12, Arnhem, Netherlands
Tel: +31 6 39668309
E-mail: cb@veron.nl
Website: <https://www.veron.nl>

Implementation	CEPT Licence	CEPT Novice Licence				
	T/R 61-01 implemented T/R 61-02 / HAREC implemented	ECC/REC/(05)06 implemented ERC Report 32 applied				
Short-term without guest licence	Yes	Yes				
Short-term call sign prefix	PA/	PD/				
Long-term with guest licence	Yes Info: https://www.rdi.nl/onderwerpen/radiozendamateurs/registreren-als-radiozendamateur	Yes Info: https://www.rdi.nl/onderwerpen/radiozendamateurs/registreren-als-radiozendamateur				
Long-term call sign prefix	PA-PC, PE-PH	PD				
Extensions	/M, /P (optional)	/M, /P (optional)				
Equivalent national class	Class F	Class N				
Band	Frequency Range	Power (PEP)	Bandwidth/Modes	Frequency Range	Power (PEP)	Bandwidth/Modes
2200 m	135.700 – 137.800 kHz	400 W	A1A			
630 m ¹	472.000 – 479.000 kHz	100 W	A1A, F1A, G1A, J2A			
160 m	1.810 – 1.880 MHz	400 W	any			
80 m	3.500 – 3.800 MHz	400 W	any			
60 m	5.3515 – 5.3665 MHz	15 W EIRP	any			
40 m	7.000 – 7.200 MHz	400 W	any	7.000 – 7.200 MHz	100 W	any
30 m ¹	10.100 – 10.140 MHz	400 W	any			
	10.140 – 10.150 MHz	400 W	500 Hz			
20 m	14.000 – 14.350 MHz	400 W	any	14.000 – 14.350 MHz	100 W	any
17 m	18.068 – 18.168 MHz	400 W	any			
15 m	21.000 – 21.450 MHz	400 W	any			
12 m	24.890 – 24.990 MHz	400 W	any			
10 m	28.000 – 29.700 MHz	400 W	any	28.000 – 29.700 MHz	100 W	any
6 m	50.000 – 50.500 MHz	120 W	any			
	50.500 – 52.000 MHz	30 W	any			
4 m	70.000 – 70.500 MHz	50 W	any			
2 m	144.000 – 146.000 MHz	400 W	any	144.000 – 146.000 MHz	25 W	any
70 cm	430.000 – 440.000 MHz	400 W	any	430.000 – 440.000 MHz	25 W	any
23 cm	1.240 – 1.300 GHz	120 W	any			
13 cm	2.300 – 2.450 GHz ²	120 W	any			
9 cm	3.400 – 3.410 GHz	120 W	any			
6 cm	5.650 – 5.850 GHz	120 W	any			
3 cm	10.000 – 10.500 GHz	120 W	any			
1.2 cm	24.000 – 24.250 GHz	120 W	any			
6 mm	47.000 – 47.200 GHz	120 W	any			
4 mm	75.500 – 81.500 GHz	120 W	any			
2.5 mm	122.250 – 123.000 GHz	120 W	any			
2 mm	134.000 – 141.000 GHz	120 W	any			
1.2 mm	241.000 – 250.000 GHz	120 W	any			

Notes

- ¹ No contest operation permitted
- ² 2.400–2.450 MHz: satellite communication only

Info

Overheid van Nederland: *Regeling gebruik van frequentieruimte met meldingsplicht 2015*.
<https://wetten.overheid.nl/BWBR0036375/2024-06-20/0> (current as of 2024-06-20)

—: *Regeling van de Staatssecretaris van Economische Zaken en Klimaat van 15 juni 2021, nr. WJZ / 21156348, houdende wijziging van de Regeling categorieën niet-automatisch voortrollende vergunningen en de Regeling gebruik van frequentieruimte met meldingsplicht 2015 in verband met de aanpassing van enkele regels voor radiozendamateurs en het niet-automatisch voortrollen van de vergunningen voor DAB+-laag 6*. <https://zoek.officielebekendmakingen.nl/stcrt-2021-31799.html> (current as of 2021-06-17)

—: *Regeling van de Minister van Economische Zaken en Klimaat van 14 juni 2024, nr. WJZ/ 52494221, tot wijziging van de Regeling gebruik van frequentieruimte met meldingsplicht 2015 in verband met de implementatie van CEPT ECC-Besluit (19)03 aangaande de invoering van een VHF Data Exchange System in marifoonkanalen en de implementatie van afspraken gemaakt op de WRC-19 met betrekking tot radiozendamateurs*. <https://zoek.officielebekendmakingen.nl/stcrt-2024-18998.html> (current as of 2024-06-19)

—: *Nationaal Frequentieplan 2014*. <https://wetten.overheid.nl/BWBR0035791/2024-02-01> (current as of 2024-07-27)

Vereniging voor Experimenteel Radio Onderzoek in Nederland (VERON): *Visiting the Netherlands*. <https://www.veron.nl/visiting-the-netherlands> (current as of 2024-11-15)



Netherlands – *Aruba

	Full	Novice
Short-term		
w/o guest licence	x	x
Long-term		
with guest licence	x	x

Licensing authority Directie Telecommunicatie Zaken (DTZ)
Caya Rumba 19, Camacuri, Aruba
Tel: +297 582-6069
Fax: +297 582-5307
E-mail: dirtelza@dtz.aw
Website: https://dtz.aw

IARU member society Aruba Amateur Radio Club (AARC)
P. O. Box 614 Oranjestad, Aruba
Street address: Spaans Lagoenweg 12, Pos Chiquito, Aruba
Tel: +297 593-7825 <P43RC>
Fax: +297 583-1545 <P43E>
E-mail: arubaradioclub@gmail.com, p43arc@qsl.net
Website: http://www.qsl.net/aarc/

Implementation **CEPT Licence**
T/R 61-01 implemented¹
T/R 61-02 / HAREC not implemented

CEPT Novice Licence
ECC/REC/(05)06 implemented¹
ERC Report 32 not applied

Short-term without guest licence Yes

Yes

Short-term call sign prefix P4/

P4/

Long-term with guest licence Yes
Application:
<https://www.burgerberichten.nl/dtz/formulieren/1926b5e8-e6f6-40f4-acb7-84e39a47e77e/E-Form-Amateur-radio/introduction>

Yes
Application:
<https://www.burgerberichten.nl/dtz/formulieren/1926b5e8-e6f6-40f4-acb7-84e39a47e77e/E-Form-Amateur-radio/introduction>

Long-term call sign prefix P4

P4

Extensions /M, /P

/M, /P

Equivalent national class Class F

Class N²

Band ³	Frequency Range	Power (PEP)	Bandwidth/ Modes	Frequency Range	Power (PEP)	Bandwidth/ Modes
2200 m						
630 m						
160 m	1.810 – 1.850 MHz	100 W	6 kHz ⁴			
	1.950 – 2.000 MHz	100 W	6 kHz ⁴			
80 m	3.500 – 4.000 MHz	150 W	6 kHz ⁵			
60 m						
40 m	7.000 – 7.300 MHz	150 W	6 kHz ⁵			
30 m						
20 m	14.000 – 14.350 MHz	150 W	6 kHz ⁵			
17 m						
15 m	21.000 – 21.450 MHz	150 W	6 kHz ⁵			
12 m						
10 m	28.000 – 29.700 MHz	150 W	6 kHz ⁵			
6 m	50.000 – 54.000 MHz ⁶	150 W	6/12 kHz ⁶			
4 m						
2 m	144.000 – 148.000 MHz	150 W	6/12 kHz ⁶	145.000 – 145.500 MHz	25 W	F2B, G2B
				146.000 – 148.000 MHz	25 W	F2E, G3E
1.25 m	220.000 – 225.000 MHz	150 W	6/12 kHz ⁶	220.000 – 225.000 MHz	25 W	F2B, G2B, F3E, G3E
70 cm	420.000 – 450.000 MHz	150 W	6/12 kHz ⁶	430.000 – 433.000 MHz	25 W	F2B, G2B, F3E, G3E
				438.000 – 444.000 MHz	25 W	F2B, G2B, F3E, G3E
23 cm	1.215 – 1.300 GHz	150 W	6/12 kHz ⁶			
13 cm	2.300 – 2.450 GHz	150 W	6/12 kHz ⁶			
9 cm	3.300 – 3.400 GHz	150 W	6/12 kHz ⁶			
6 cm	5.650 – 5.925 GHz	150 W	6/12 kHz ⁶			
3 cm	10.000 – 10.500 GHz	150 W	6/12 kHz ⁶			
1.2 cm						
6 mm						
4 mm						
2.5 mm						
2 mm						

Notes

- ¹ T/R 61-01 and ECC/REC/(05)06 implemented according to CEPT, but implementation questioned by the Aruba Amateur Radio Club; information via Directie Telecommunicatie Zaken (DTZ), dirtelza@dtz.aw
- ² Operating privileges according to the List of CEPT Countries (CEPT ECC/REC/(05)06, Annex 2)
- ³ Further allocations may be possible in future
- ⁴ A1, A3
- ⁵ A1, A2, A3, F1, F2, F3
- ⁶ Maximum bandwidth 6 kHz for AM, 12 kHz for FM, PM

Info

Directie Telecommunicatie Zaken (DTZ): *Regeling zendvoorwaarden radioamateurs*. https://www.dtz.aw/index_htm_files/Regeling_zendvoorwaarden_radioamateurs_AB_1989_GT_66.pdf (current as of 1989-11-03)

—: *E-form amateur radio*. <https://www.burgerberichten.nl/dtz/formulieren/1926b5e8-e6f6-40f4-acb7-84e39a47e77e/E-Form-Amateur-radio/questions> (current as of 2025-01-08)

Overheid van Aruba: *Regeling zendvoorwaarden radioamateurs*. <https://cuatro.sim-cdn.nl/arubaoverheid2858bd/uploads/0910gt89.066.pdf> (current as of 2013-11-11)

Aruba Amateur Radio Club (AARC): *P4 Licences*. https://www.qsl.net/aarc/w_p4_license.htm (current as of 2014-09-22)



Netherlands – *Caribbean Netherlands

	Full	Novice
Short-term w/o guest licence	x	x
Long-term with guest licence	x	x

Bonaire, Sint Eustatius, Saba

Licensing authority Rijksinspectie Digitale Infrastructuur (RDI)/Authority for Digital Infrastructure
P. O. Box 791, Kralendijk, Bonaire, Caribbean Netherlands
Street address: Kaya Grandi 99, Kralendijk, Bonaire, Caribbean Netherlands
Tel: +599 717 3140
E-mail: bes@rdi.nl
Website: <https://english.rijksdienstcn.com/>

IARU member society Vereniging voor Experimenteel Radio Onderzoek in Nederland (VERON)
P. O. Box 1166, NL-6801 BD Arnhem, Netherlands
Street address: Simon Stevinweg 12, Arnhem, Netherlands
Tel: +31 6 39668309
E-mail: cb@veron.nl
Website: <https://www.veron.nl>

Implementation **CEPT Licence**
T/R 61-01 implemented
T/R 61-02 / HAREC implemented

CEPT Novice Licence
ECC/REC/(05)06 implemented
ERC Report 32 applied

Short-term without guest licence Yes

Yes

Short-term call sign prefix PJ4/ Bonaire
PJ5/ Sint Eustatius
PJ6/ Saba

PJ4/ Bonaire
PJ5/ Sint Eustatius
PJ6/ Saba

Long-term with guest licence Yes
Application:
<https://www.burgerberichten.nl/dtz/formulieren/1926b5e8-e6f6-40f4-acb7-84e39a47e77e/E-Form-Amateur-radio/introduction>

Yes
Application:
<https://www.burgerberichten.nl/dtz/formulieren/1926b5e8-e6f6-40f4-acb7-84e39a47e77e/E-Form-Amateur-radio/introduction>

Long-term call sign prefix PJ4-6 (see above)

PJ4-6 (see above)

Extensions /M, /P (optional)

/M, /P (optional)

Equivalent national class Class F

Class N¹

Band	Frequency Range	Power (PEP)	Bandwidth/ Modes	Frequency Range	Power (PEP)	Bandwidth/ Modes
2200 m 630 m ²	135.700 – 137.800 kHz	250 W	A1A	145.000 – 145.500 MHz	25 W	F2B, G2B
	472.000 – 479.000 kHz	100 W	A1A, F1A, G1A, J2A			
160 m 80 m	1.800 – 2.000 MHz	1.5 kW	³	146.000 – 148.000 MHz	25 W	F3E, G3E
	3.500 – 4.000 MHz	1.5 kW	⁴			
60 m	5.3515 – 5.3665 MHz	25 W EIRP	any	220.000 – 225.000 MHz	25 W	F2B, G2B, F3E, G3E
40 m	7.000 – 7.300 MHz	1.5 kW	⁴			
30 m ²	10.100 – 10.150 MHz	1.5 kW	A1A, F1B	430.000 – 433.000 MHz	25 W	F2B, G2B, F3E, G3E
20 m	14.000 – 14.350 MHz	1.5 kW	⁴			
17 m	18.068 – 18.168 MHz	1.5 kW	⁴	438.000 – 444.000 MHz	25 W	F2B, G2B, F3E, G3E
15 m	21.000 – 21.450 MHz	1.5 kW	⁴			
12 m	24.890 – 24.990 MHz	1.5 kW	⁴	145.000 – 145.500 MHz	25 W	F2B, G2B
10 m	28.000 – 29.700 MHz	1.5 kW	⁴			
6 m	50.000 – 54.000 MHz	120/30 W ⁵	⁶	146.000 – 148.000 MHz	25 W	F3E, G3E
4 m						
2 m	144.000 – 148.000 MHz	150 W	⁶	220.000 – 225.000 MHz	25 W	F2B, G2B, F3E, G3E
1.25 m	220.000 – 225.000 MHz	150 W	⁷			
70 cm	430.000 – 440.000 MHz	150 W	⁷	430.000 – 433.000 MHz	25 W	F2B, G2B, F3E, G3E
33 cm	902.000 – 928.000 MHz	150 W	⁸			
23 cm	1.240 – 1.300 GHz	120 W	any	438.000 – 444.000 MHz	25 W	F2B, G2B, F3E, G3E
13 cm	2.300 – 2.450 GHz ⁹	120 W	any			
9 cm	3.300 – 3.500 GHz	120 W	any	145.000 – 145.500 MHz	25 W	F2B, G2B
6 cm	5.650 – 5.925 GHz	120 W	any			
3 cm	10.000 – 10.500 GHz	120 W	any	146.000 – 148.000 MHz	25 W	F3E, G3E
1.2 cm	24.000 – 24.500 GHz	120 W	any			
6 mm	47.000 – 47.200 GHz	120 W	any			

4 mm	76.000 – 81.000 GHz	120 W	any
2.5 mm	122.250 – 123.000 GHz	120 W	any
2 mm	134.000 – 141.000 GHz	120 W	any
1.2 mm	241.000 – 250.000 GHz	120 W	any

Notes

- ¹ Operating privileges according to the List of CEPT Countries (CEPT ECC/REC/(05)06, Annex 2)
- ² No contest operation permitted
- ³ A1A, F1B, A3E, F3E, G3E, A3C, A3F, F3C, F3F, H3E, J3C, J3E, R3E
- ⁴ A1A, F1B, A3E, F3E, G3E, A3C, A3F, F3C, F3F, H3E, J2B, J3C, J3E, R3E
- ⁵ 120 W PEP for A1A, J3E
- ⁶ A1A, A2A, A2B, A3E, A3C, A3F, F1B, F2A, F2B, F3F, H3E, J3C, J3E, R3E, F3E, G3E, A1C, A2C, J2A, J2B, J2C, J3C, F2C, F3C, G1C, G1A, G2A, G2C, G3C
- ⁷ A1A, A2A, A2B, A3E, A3C, F1B, F2A, F2B, H3E, J3E, R3E, F3E, G3E, J2B, G2A, C3F
- ⁸ A1A, A2A, A2B, A3E, A3C, A3F, F1B, F2A, F2B, F3F, H3E, J3C, J3E, R3E, F3E, G3E, A1C, A2C, J2A, J2B, J2C, J3C, F2C, F3C, G1C, G1A, G2A, G2C, G3C, C3F
- ⁹ 2.400–2.450 MHz: satellite communication only

Info

Overheid van Nederland: *Besluit radioamateurs BES*. <https://wetten.overheid.nl/BWBR0028725/2010-10-10> (current as of 2010-10-10)
 —: *Regeling van de Staatssecretaris van Economische Zaken en Klimaat van 15 juni 2021, nr. WJZ / 21156348, houdende wijziging van de Regeling categorieën niet-automatisch voortrollende vergunningen en de Regeling gebruik van frequentieruimte met meldingsplicht 2015 in verband met de aanpassing van enkele regels voor radiozendamateurs en het niet-automatisch voortrollen van de vergunningen voor DAB+ laag 6*. <https://zoek.officielebekendmakingen.nl/stcrt-2021-31799.html> (current as of 2021-06-17)

—: *Regeling van de Minister van Economische Zaken en Klimaat van 14 juni 2024, nr. WJZ/ 52494221, tot wijziging van de Regeling gebruik van frequentieruimte met meldingsplicht 2015 in verband met de implementatie van CEPT ECC-Besluit (19)03 aangaande de invoering van een VHF Data Exchange System in marifoonkanalen en de implementatie van afspraken gemaakt op de WRC-19 met betrekking tot radiozendamateurs*. <https://zoek.officielebekendmakingen.nl/stcrt-2024-18998.html> (current as of 2024-06-19)

Radiocommunications Agency Netherlands: *Frequency table BES 2021*. [https://www.rijksdienstcn.com/binaries/rijksdienstcn-nederlands/documenten/publicaties/at/frequentieplan/frequency-table-bes-2021/index/Frequency+table+BES+\(0+-300+GHz\)+\(English\)+2021.pdf](https://www.rijksdienstcn.com/binaries/rijksdienstcn-nederlands/documenten/publicaties/at/frequentieplan/frequency-table-bes-2021/index/Frequency+table+BES+(0+-300+GHz)+(English)+2021.pdf) (current as of 2021-11-16)

PJ4G: *Licensing information*. <https://pj4g.com/licensing-information> (current as of 2024-11-15)



Netherlands – *Curaçao

	Full	Novice
Short-term		
w/o guest licence	x	x
Long-term		
with guest licence	x	x

Licensing authority
 Regulatory Authority of Curaçao (RAC)
 Postbus 2047, Willemstad, Curaçao
 Street address: Beatrixlaan 9, Emmastad, Curaçao
 Tel: +599 9 463-1700
 Fax: +599 9 736-5265
 E-mail: info@rac.cw
 Website: https://rac.cw

IARU member society
 Curaçao Amateur Radio Club (VERONA)
 P. O. Box 3383, Curaçao
 Street address: Red Cross Building, Fokkerweg 5, Curaçao
 Tel: +599 9 560-1818 <PJ2BR>
 E-mail: pj2br@hotmail.com
 Website: https://www.verona-club.eu/

Implementation
CEPT Licence
 T/R 61-01 implemented
 T/R 61-02 / HAREC implemented

CEPT Novice Licence
 ECC/REC/(05)06 implemented
 ERC Report 32 not applied

Short-term without guest licence
 Yes

Yes

Short-term call sign prefix
 PJ2/

PJ2/

Long-term with guest licence
 Yes
 Application:
https://btpn.org/wp-content/uploads/2019/06/BTP001_DD_FORM_07_Radio_Amateurs_BL_EN.pdf
 to:
 RAC (see above)

Yes
 Application:
https://btpn.org/wp-content/uploads/2019/06/BTP001_DD_FORM_07_Radio_Amateurs_BL_EN.pdf
 to:
 RAC (see above)

Long-term call sign prefix
 PJ2

PJ2

Extensions

Equivalent national class
 Class C (F)

Class N¹

Band	Frequency Range	Power (PEP)	Bandwidth/ Modes	Frequency Range	Power (PEP)	Bandwidth/ Modes
2200 m	135.700 – 137.800 kHz	1 W ERP	A1A			
630 m	472.000 – 479.000 kHz	1 W ERP	A1A			
160 m	1.800 – 2.000 MHz	150 W	²			
80 m	3.500 – 4.000 MHz	1 kW	³			
60 m	5.330 – 5.405 MHz	15 W EIRP	A1A, J3E, F3E			
40 m	7.000 – 7.300 MHz	1 kW	³			
30 m ⁴	10.100 – 10.150 MHz	250 W	A1A, F1B			
20 m	14.000 – 14.350 MHz	1 kW	³			
17 m	18.068 – 18.168 MHz	250 W	³			
15 m	21.000 – 21.450 MHz	1 kW	³			
12 m	24.890 – 24.990 MHz	250 W	³			
10 m	28.000 – 29.700 MHz	1 kW	³			
6 m	50.000 – 54.000 MHz	150 W	⁵			
4 m						
2 m	144.000 – 148.000 MHz	150 W	⁵	145.000 – 145.500 MHz	25 W	F2B, G2B
				146.000 – 148.000 MHz	25 W	F3E, G3E
1.25 m ⁴	220.000 – 225.000 MHz	150 W	⁵	220.000 – 225.000 MHz	25 W	F2B, G2B, F3E, G3E
70 cm	430.000 – 440.000 MHz	150 W	⁶	430.000 – 433.000 MHz	25 W	F2B, G2B, F3E, G3E
				438.000 – 444.000 MHz	25 W	F2B, G2B, F3E, G3E
33 cm ⁴	902.000 – 928.000 MHz	150 W	⁷			
23 cm	1.240 – 1.300 GHz	150 W	⁸			
13 cm						
9 cm						
6 cm	5.650 – 5.725 GHz	150 W	⁷			
3 cm	10.000 – 10.500 GHz	150 W	⁷			
1.2 cm	24.000 – 24.250 GHz	150 W	⁷			
6 mm	47.000 – 47.200 GHz	150 W	⁷			

4 mm	77.500 – 81.000 GHz	150 W	⁷
2.5 mm	122.250 – 123.000 GHz	150 W	⁷
2 mm	134.000 – 141.000 GHz	150 W	⁷
1.2 mm	241.000 – 250.000 GHz	150 W	⁸

Notes

- ¹ Operating privileges according to the List of CEPT Countries (CEPT ECC/REC/(05)06, Annex 2)
- ² A1A, F1B, A3E, F3E, G3E, A3C, A3F, F3C, F3F, H3E, J3C, J3E, R3E
- ³ A1A, F1B, A3E, F3E, G3E, A3C, A3F, F3C, F3F, H3E, J2B, J3C, J3E, R3E
- ⁴ Band listed in the national frequency plan (Frequency Table 2017), but not included in the application form
- ⁵ A1A, A2A, A2B, A3E, A3C, A3F, F1B, F2A, F2B, F3F, H3E, J3C, J3E, R3E, F3E, G3E, A1C, A2C, J2A, J2B, J2C, J3C, F2C, F3C, G1C, G1A, G2A, G2C, G3C
- ⁶ A1A, A2A, A2B, A3E, A3C, F1B, F2A, F2B, H3E, J3E, R3E, F3E, G3E, J2B, G2A, C3F
- ⁷ A1A, A2A, A2B, A3E, A3C, A3F, F1B, F2A, F2B, F3F, H3E, J3C, J3E, R3E, F3E, G3E, A1C, A2C, J2A, J2B, J2C, J3C, F2C, F3C, G1C, G1A, G2A, G2C, G3C, C3F
- ⁸ A1A, A2A, A2B, A3E, A3C, A3F, F1B, F2A, F2B, F3F, H3E, J3C, J3E, R3E, F3E, G3E, A1C, A2C, J2A, J2B, J2C, J3C, F2C, F3C, G1C, G1A, G2C, G3C, C3F

Info

Regulatory Authority of Curaçao (RAC): *Application form. Authorization amateur radio.* https://rac.cw/wp-content/uploads/2021/10/3591_RAC_43-44_VRV_Formulier_MachtigingRadioAmateurs_EN.pdf (current as of 2021-10-18)

—: *Frequency Table Curaçao 2017.* https://rac.cw/wp-content/uploads/2019/04/Frequentietabel_0_-3000_GHz_JvR_2016-01-21_v3_Engels_27_januari_2017_uitgangspunt_voor_pdf_Nieuw_V2_12okt2017_2.pdf (current as of 2017-03-13)



Netherlands – *Sint Maarten

	Full	Novice
Short-term w/o guest licence	-	-
Long-term with guest licence	x	x

Licensing authority Bureau Telecommunications and Post Sint Maarten (BTP)
Postbus 5054, Philipsburg, Sint Maarten
Street address: Kannegieter street 15, Unit 5.1, Philipsburg, Sint Maarten
Tel: +1721 542-5557; +1721 542-4699
Fax: +1721 542-4817
E-mail: info@sxmregulator.com
Website: https://www.sxmregulator.com

IARU member society n/a

Implementation **CEPT Licence**
T/R 61-01 implemented according to CEPT, but guest licence required
T/R 61-02 / HAREC not implemented

CEPT Novice Licence
ECC/REC/(05)06 implemented according to CEPT, but guest licence required
ERC Report 32 not applied

Short-term without guest licence No

No

Long-term with guest licence Yes
Application:
https://www.sxmregulator.sx/dash/files/Telecommunications/Forms/10t98466760026__QW1hdGV1ciByYWRpbyBhcHBsaWNhdGlvbiBmb3Jtb_64.pdf
to:
BTP (see above)

Yes
Application:
https://www.sxmregulator.sx/dash/files/Telecommunications/Forms/10t98466760026__QW1hdGV1ciByYWRpbyBhcHBsaWNhdGlvbiBmb3Jtb_64.pdf
to:
BTP (see above)

Long-term call sign prefix PJ7

PJ7

Extensions

Equivalent national class Class A

Class N

Band	Frequency Range	Power (PEP)	Bandwidth/ Modes ¹	Frequency Range	Power (PEP)	Bandwidth/ Modes
2200 m						
630 m						
160 m	1.800 – 1.850 MHz	1 kW	²			
	1.950 – 2.000 MHz	150 W	²			
80 m	3.500 – 4.000 MHz	1 kW	²			
60 m						
40 m	7.000 – 7.300 MHz	1 kW	²			
30 m	10.100 – 10.150 MHz	250 W	A1A, F1A			
20 m	14.000 – 14.350 MHz	1 kW	²			
17 m	18.068 – 18.168 MHz ³	250 W	A1A			
15 m	21.000 – 21.450 MHz	1 kW	²			
12 m	24.890 – 24.990 MHz	250 W	A1A			
10 m	28.000 – 29.700 MHz	1 kW	²			
6 m	50.000 – 54.000 MHz	150 W	²			
4 m						
2 m	144.000 – 148.000 MHz	150 W	²	145.000 – 145.500 MHz	25 W	F2B, G2B
				146.000 – 148.000 MHz	25 W	F3E, G3E
1.25 m	220.000 – 225.000 MHz	150 W	²	220.000 – 225.000 MHz	25 W	F2B, G2B, F3E, G3E
70 cm	430.000 – 440.000 MHz	150 W	²	430.000 – 433.000 MHz	25 W	F2B, G2B, F3E, G3E
				438.000 – 444.000 MHz	25 W	F2B, G2B, F3E, G3E
33 cm						
23 cm	1.215 – 1.300 GHz	150 W	²			
13 cm	2.300 – 2.450 GHz	150 W	²			
9 cm	3.300 – 3.500 GHz	150 W	²			
6 cm	5.650 – 5.925 GHz	150 W	²			
3 cm	10.000 – 10.500 GHz	150 W	²			
1.2 cm	24.000 – 24.500 GHz	150 W	²			
6 mm	47.000 – 47.100 GHz	150 W	²			
4 mm	75.500 – 81.000 GHz	150 W	²			
2.5 mm						
2 mm	142.000 – 149.000 GHz	150 W	²			
1.2 mm	241.000 – 250.000 GHz	150 W	²			

Notes

- ¹ The use of other types of emissions is subject to previous written approval of Bureau Telecommunications and Post Sint Maarten.
- ² A1A, A2A, F1A, F2A, F3E, G3E, H3E, J3E, R3E
- ³ Error in application form: 18.088–18.188 MHz

Info

Bureau Telecommunicatie en Post Sint Maarten (BTPSM): *Landbesluit, houdende algemene maatregelen, ter uitvoering van de artikelen 13 tot en met 16, 19, 31 en 33 van de Landsverordening op de telecommunicatievoorzieningen, met betrekking tot radioamateurs.*

https://btp.sx/dash/files/Telecommunications/Laws/10t98287059812___TGFuZHNiZXNsdWI0IHJhZGlvLWFtYXRldXJzIChBQiAyMDEzLzCBHVCBOby4gMzc0KQ==b_64.pdf (current as of 2018-08-13)

—: *Application form. Amateur Radio.*

https://btp.sx/dash/files/Telecommunications/Forms/10t98466760026___QW1hdGV1ciByYWRpbyBhcHBsaWNhdGlvbiBmb3Jtb_64.pdf (current as of 2018-08-13)



*New Zealand

	Full	Novice
Short-term w/o guest licence	x	-
Long-term with guest licence	x	-

Licensing authority Radio Spectrum Management (RSM)
P. O. Box 2847, Wellington 6140, New Zealand
Street address: 15 Stout Street, Wellington 6011, New Zealand
Tel: +64 3 962-2603
Fax: +64 4 978-3162
E-mail: info@rsm.govt.nz; rsmlicensing@mbie.govt.nz
Website: <https://www.rsm.govt.nz/>

IARU member society New Zealand Association of Radio Transmitters (NZART)
P. O. Box 40-525, Upper Hutt 5140, New Zealand
Street address: 1/15 Geange Street, Upper Hutt 5018, New Zealand
Tel: +64 (4) 939 2189
E-mail: nzart@nzart.org.nz
Website: <https://www.nzart.org.nz>

Implementation **CEPT Licence** T/R 61-01 implemented
T/R 61-02 / HAREC implemented

CEPT Novice Licence ECC/REC/(05)06 not implemented
ERC Report 32 not applied

Short-term without guest licence Yes No

Short-term call sign prefix ZL/
Optional digit designating the island or group of islands:
ZL7/ Chatham Island
ZL8/ Kermadec Islands¹
ZL9/ Subantarctic Islands¹ (Antipodes Islands, Auckland Islands, Bounty Islands, Campbell Island, Snares Islands²)

Long-term with guest licence Yes No
Info:
https://www.rsm.govt.nz/engineers-and-examiners/list-of-engineers-and-examiners?person_types=examiner&examination_types=1

Long-term call sign prefix ZL1-4 Mainland
ZL7-9 (see above)

Extensions

Equivalent national class General

Band	Frequency Range	Power (PEP)	Bandwidth/ Modes
2200 m	130.000 – 190.000 kHz	5 W EIRP	CW
630 m	472.000 – 479.000 kHz	25 W EIRP	CW
160 m	1.800 – 1.950 MHz	1 kW	any
80 m	3.500 – 3.900 MHz	1 kW	any
60 m	5.3515 – 5.354 MHz	15 W EIRP	500 Hz
	5.354 – 5.366 MHz	15 W EIRP	2.7 kHz
	5.366 – 5.3665 MHz	15 W EIRP	20 Hz ³
40 m	7.000 – 7.300 MHz	1 kW	any
30 m	10.100 – 10.150 MHz	1 kW	any
20 m	14.000 – 14.350 MHz	1 kW	any
17 m	18.068 – 18.168 MHz	1 kW	any
15 m	21.000 – 21.450 MHz	1 kW	any
12 m	24.890 – 24.990 MHz	1 kW	any
10 m	28.000 – 29.700 MHz	1 kW	any
6 m	50.000 – 54.000 MHz	1 kW	any
4 m			
2 m	144.000 – 148.000 MHz	1 kW	any
70 cm	430.000 – 440.000 MHz	1 kW	any
33 cm	915.000 – 928.000 MHz	25 W EIRP	any
23 cm	1.240 – 1.300 GHz	1 kW	any
13 cm	2.396 – 2.450 GHz	1 kW	any
9 cm			
6 cm	5.650 – 5.850 GHz	1 kW	any
3 cm	10.000 – 10.500 GHz	1 kW	any
1.2 cm	24.000 – 24.250 GHz	1 kW	any
6 mm	47.000 – 47.200 GHz	1 kW	any
4 mm	76.000 – 81.000 GHz	1 kW	any

2.5 mm	122.250 – 123.000 GHz	1 kW	any
2 mm	134.000 – 141.000 GHz	1 kW	any
1.2 mm	241.000 – 250.000 GHz	1 kW	any
1 mm	275.000 – 1.000 THz	1 kW	any

Notes

- ¹ Landing permission by the New Zealand Department of Conservation required
- ² The Snares Islands do not count for the DXCC entity New Zealand Subantarctic Islands.(ZL9)
- ³ Weak signal modes

Info

Radio Spectrum Management (RSM): *Visiting amateur operators*. <https://www.rsm.govt.nz/licensing/frequencies-for-anyone/amateur-radio-operators/visiting-amateur-operators> (current as of 2024-11-15)

—: *General User Radio Licence for Amateur Radio Operators Notice 2023*.

<https://www.rsm.govt.nz/assets/Uploads/documents/gazette/general-user-radio-licence-for-amateur-radio-operators-notice-2023.pdf> (current as of 2023-12-15)

New Zealand Association of Radio Transmitters (NZART): *60 m (5 MHz) Band access*. <https://www.nzart.org.nz/info/60m> (current as of 2024-01-15)



North Macedonia

	Full	Novice
Short-term w/o guest licence	x	x
Long-term with guest licence	x	x

Licensing authority Agencija za elektronski komunikacii (AEK)/Agency for Electronic Communications
Kej Dimitar Vlahov Broj 21, 1000 Skopje, North Macedonia
Tel: +389 2 3289-200; +389 2 3289-203
Fax: +389 2 3224-611
E-mail: contact@aek.mk
Website: https://aek.mk/

IARU member society Radioamaterski Sojuz na Makedonija (RSM)
P. O. Box 477, 1000 Skopje, North Macedonia
Street address: Gradski zid, Blok 5, 1000 Skopje, North Macedonia
E-mail: radioamaterskisojuz@gmail.com
Website: http://z37rsm.org.mk

Implementation **CEPT Licence**
T/R 61-01 implemented
T/R 61-02 / HAREC implemented

CEPT Novice Licence
ECC/REC/(05)06 implemented according to national amateur radio regulations, but North Macedonia not included in the List of CEPT Countries (ECC/REC/(05)/06, Annex 2)
ERC Report 32 applied

Short-term without guest licence Yes

Yes

Short-term call sign prefix Z3/

Z3/

Long-term with guest licence Yes
Application:
<https://aek.mk/wp-content/uploads/2021/11/AEK-301.08-%D0%92%D0%B5%D1%80.01-%D0%91%D0%B0%D1%80%D0%B0%D1%9A%D0%B5-%D1%80%D0%B0%D0%B4%D0%B8%D0%BE%D0%B0%D0%BC%D0%B0%D1%82%D0%B5%D1%80%D1%81%D0%BA%D0%B0.doc>
to:
AEK (see above)

Yes
Application:
<https://aek.mk/wp-content/uploads/2021/11/AEK-301.08-%D0%92%D0%B5%D1%80.01-%D0%91%D0%B0%D1%80%D0%B0%D1%9A%D0%B5-%D1%80%D0%B0%D0%B4%D0%B8%D0%BE%D0%B0%D0%BC%D0%B0%D1%82%D0%B5%D1%80%D1%81%D0%BA%D0%B0.doc>
to:
AEK (see above)

Long-term call sign prefix Z38

Z38

Extensions /AM, /M, /MM, /P (optional)

/AM, /M, /MM, /P (optional)

Equivalent national class Class A

Class P

Band	Frequency Range	Power (PEP)	Bandwidth/ Modes	Frequency Range	Power (PEP)	Bandwidth/ Modes
2200 m	135.700 – 137.800 kHz	1 W	A1A, A2A			
630 m ¹	472.000 – 479.000 kHz					
160 m	1.810 – 1.830 MHz	1 kW	A1A			
	1.830 – 1.850 MHz	1 kW	A1A, J3E			
80 m	3.500 – 3.510 MHz	1.5 kW	A1A, A1B	3.500 – 3.510 MHz	100 W	A1A, A1B
	3.510 – 3.600 MHz	1.5 kW	A1A, A1B, J2B, F1B	3.510 – 3.600 MHz	100 W	A1A, A1B, J2B, F1B
	3.600 – 3.775 MHz	1.5 kW	²	3.600 – 3.775 MHz	100 W	²
	3.775 – 3.800 MHz	1.5 kW	J3E	3.775 – 3.800 MHz	100 W	J3E
60 m	7.000 – 7.040 MHz	1.5 kW	A1A, A1B, J2B, F1B	7.000 – 7.040 MHz	100 W	A1A, A1B, J2B, F1B
40 m	7.040 – 7.200 MHz	1.5 kW	³	7.040 – 7.200 MHz	100 W	³
30 m	10.100 – 10.140 MHz	300 W	A1A			
	10.140 – 10.150 MHz	300 W	A1A, A1B, J2B, F1B			
20 m	14.000 – 14.100 MHz	1.5 kW	A1A, A1B, J2B, F1B	14.000 – 14.100 MHz	100 W	A1A, A1B, J2B, F1B
	14.100 – 14.350 MHz	1.5 kW	²	14.100 – 14.350 MHz	100 W	²
17 m	18.068 – 18.110 MHz	1.5 kW	A1A, A1B, J2B, F1B			
	18.110 – 18.168 MHz	1.5 kW	⁴			
15 m	21.000 – 21.150 MHz	1.5 kW	A1A, A1B, J2B, F1B	21.000 – 21.150 MHz	100 W	A1A, A1B, J2B, F1B
	21.150 – 21.450 MHz	1.5 kW	²	21.150 – 21.450 MHz	100 W	²
12 m	24.890 – 24.930 MHz	1.5 kW	A1A, A1B, J2B, F1B			

10 m	24.930 – 24.990 MHz	1.5 kW	⁴	A1A, A1B, J2B, F1B	28.000 – 28.200 MHz	100 W	A1A, A1B, J2B, F1B																													
	28.000 – 28.200 MHz	1.5 kW																																		
6 m	28.200 – 29.000 MHz	1.5 kW	⁵	A1A, A1B, J2B, F1B	28.200 – 29.000 MHz	100 W	⁵																													
	29.000 – 29.700 MHz ⁶	1.5 kW	⁷																																	
	50.000 – 50.100 MHz	1 kW ⁸																																		
4 m	50.100 – 50.500 MHz	1 kW ⁸	⁹	A1A, A1B, J2B, F1B	29.000 – 29.700 MHz ⁶	100 W	⁷																													
	50.500 – 52.000 MHz	1 kW ⁸	¹⁰																																	
2 m	144.000 – 144.035 MHz	1 kW		A1A, A1B, J3E	144.000 – 144.035 MHz	50 W	A1A, A1B, J3E																													
	144.035 – 144.150 MHz	1 kW																																		
70 cm	144.150 – 144.500 MHz	1 kW		A1A, A1B, J3E	144.035 – 144.150 MHz	50 W	A1A																													
	144.500 – 144.845 MHz	1 kW	¹¹					144.150 – 144.500 MHz	50 W	A1A, A1B, J3E																										
	144.845 – 144.9875 MHz ¹²										144.499 – 144.845 MHz	50 W	¹¹																							
	145.000 – 145.1875 MHz ¹³	50 W	F1A											144.845 – 144.9875 MHz ¹²	10 W	F1A																				
	145.200 – 145.5875 MHz	50 W	F2B, F3E														145.000 – 145.1875 MHz ¹³	10 W	F3E																	
	145.600 – 145.7875 MHz ¹²																			145.200 – 145.5875 MHz	10 W	F2B, F3E														
	145.800 – 146.000 MHz	50 W	F3E																				145.600 – 145.7875 MHz ¹²	10 W	F3E											
	23 cm	432.000 – 432.150 MHz	1 kW																								A1A, A1B, J3E	432.000 – 432.150 MHz	10 W	A1A, A1B, J3E						
		432.150 – 432.500 MHz	1 kW																												432.150 – 432.500 MHz	10 W	A1A, A2A, J3E			
		432.500 – 432.800 MHz	1 kW																							¹⁴								432.500 – 432.800 MHz	10 W	¹⁴
		432.800 – 432.9875 MHz ¹²																																		
433.000 – 433.225 MHz ¹³		50 W	F3E, C3F	433.000 – 433.225 MHz ¹³	10 W	F3E, C3F																														
433.2375 – 433.3875 MHz		50 W	F2B, F3E				433.2375 – 433.3875 MHz	10 W	F2B, F3E																											
433.400 – 433.5875 MHz		50 W	F3E, C3F							433.400 – 433.5875 MHz	10 W	F3E, C3F																								
433.600 – 434.5875 MHz		1 kW											433.600 – 434.5875 MHz	10 W	¹⁵																					
434.600 – 434.825 MHz ¹²																434.600 – 434.825 MHz ¹²	10 W	F3E, C3F																		
435.000 – 438.000 MHz ¹⁶		50 W	¹⁷																435.000 – 438.000 MHz ¹⁶	10 W	¹⁷															
13 cm		1.240 – 1.256 GHz	100 W																			C3F	1.240 – 1.256 GHz	10 W	C3F											
	1.256 – 1.260 GHz	75 W	¹⁸																			1.256 – 1.260 GHz				10 W	¹⁸									
	1.260 – 1.270 GHz	75 W	¹⁹																									1.260 – 1.270 GHz	10 W	¹⁹						
	1.270 – 1.286 GHz	75 W	C3F																												1.270 – 1.286 GHz	10 W	C3F			
	1.286 – 1.2909875 GHz	75 W	¹⁸																															1.286 – 1.2909875 GHz	10 W	¹⁸
	1.2909875 – 1.2914875 GHz ¹³	50 W	F3E	1.2909875 – 1.2914875 GHz ¹³	10 W	F3E																														
	1.2914875 – 1.296 GHz	75 W	¹⁸				1.2914875 – 1.296 GHz	10 W	¹⁸																											
	1.296 – 1.2968 GHz	75 W	²⁰							1.296 – 1.2968 GHz	10 W	²⁰																								
	1.2968 – 1.2969875 GHz ¹²												1.2968 – 1.2969875 GHz ¹²	10 W	F1A																					
	1.2969875 – 1.2974875 GHz ¹³															1.2969875 – 1.2974875 GHz ¹³	10 W	F3E																		
	1.2974875 – 1.2980125 GHz	75 W	F3E																1.2974875 – 1.2980125 GHz	10 W	F3E															
1.2980125 – 1.300 GHz	75 W	¹⁸	1.2980125 – 1.300 GHz																				75 W	¹⁸												
2.300 – 2.450 GHz	75 W	²¹																																		
9 cm	5.600 – 5.670 GHz	30 W																				²¹														
	5.830 – 5.850 GHz	30 W																				²¹														
6 cm ¹	10.000 – 10.500 GHz ²²	30 W																				²¹														
3 cm	24.000 – 24.250 GHz	50 W		²¹																																
1.2 cm	47.000 – 47.200 GHz	50 W		²¹																																
6 mm	75.500 – 81.500 GHz	50 W		²¹																																
4 mm	122.250 – 123.000 GHz	50 W		²¹																																
2.5 mm	134.000 – 141.000 GHz	50 W		²¹																																
2 mm	241.000 – 250.000 GHz	50 W		²¹																																
1.2 mm																																				

Notes

- ¹ Band listed in the national frequency plan (Plan za namena na radiofrekvenciski), but not included in the national amateur radio regulations
- ² A1A, A1B, J2B, F1B, A2D, H3E, J3E, J3F, F3F
- ³ A1A, A1B, J2B, F1B, H3E, J3E, J3F, F3F
- ⁴ A1A, A1B, J2B, F1B, H3E, J3E
- ⁵ A1A, A2A, A1B, J2B, F1B, A2D, A3E, H3E, J3E, J3F, F3F
- ⁶ 29.400–29.550 MHz: satellite communication (downlink)
- ⁷ A1A, A1B, J2B, F1B, A3E, H3E, J3E, J3F, F3F
- ⁸ 10 W PEP in the vicinity of cities
- ⁹ F2D, H3E, J3E, J3F, F3F
- ¹⁰ A2A, A2B, F1B, J2B, F2B, F1C, F2C, A2C, A3C, F3C, F1D, F2D, A2D, A3E, J3E, F3E, J3F, F3F
- ¹¹ A1A, A2A, A1B, A2B, J2B, F1B, F2B, A1C, F1C, A2C, F2C, F3C, A3C, A2D, F1D, F2D, A3E, J3E, F3E, J3F, F3F
- ¹² Beacon stations
- ¹³ Repeater stations
- ¹⁴ A1A, A1B, A1C, A1D, A2A, A2B, J2B, F1B, F2B, F1C, A2C, F2C, A3C, F1D, A2D, F2D, A3E, J3E, J3F
- ¹⁵ A1A, A1B, A1C, A1D, A2A, A2B, J2B, F1B, F2B, F1C, A2C, F2C, A3C, F3C, F1D, A2D, F2D, A3E, J3E, F3E, J3F, F3F, C3F
- ¹⁶ Error in national amateur radio regulations (AEK): 434.000–438.000 MHz

¹⁷ A1A, A1B, A1D, A2B, A2D, F1D, F2D, J3E

¹⁸ A1A, A1B, A1C, A1D, A2A, A2B, A2C, A2D, A3C, A3E, A3F, J2B, J3E, J3F, F1B, F1C, F1D, F2B, F2C, F2D, F3C, F3E, F3F

¹⁹ A1A, A1B, A1D, A2B, A2D, F1B, F2D, J3E

²⁰ A1A, A1D, A2B, J3E, F1B

²¹ A1A, A1B, A1C, A1D, A2A, A2B, A2C, A2D, A3C, A3E, A3F, J2B, J3E, J3F, F1B, F1C, F1D, F2B, F2C, F2D, F3C, F3E, F3F, C3F


²² 10.368845–10.386900 GHz: beacon stations

Info

Agency for Electronic Communications (AEK): *Pravilnik za korištenje na radiofrekvencij vo radioamaterska sluzhba*. https://aek.mk/wp-content/uploads/2020/01/20191223_pravilnik_radiofrekvencij_radioamaterska_sluzhba.pdf (current as of 2019-12-23)

—: *Pravilnik za korištenje na radiofrekvencij vo radioamaterska sluzhba*. https://aek.mk/wp-content/uploads/2020/06/Nacr_pravilnik_za_koristenje_na_RF.doc (current as of 2020-06-09)

—: *Plan za namena na radiofrekvenciskite opsezi vo Republika Severna Makedonija*. https://aek.mk/wp-content/uploads/2021/03/20210311_Plan_za_namena.pdf (current as of 2021-03-11)



Norway

	Full	Novice
Short-term w/o guest licence	x	x
Long-term with guest licence	x	-

Licensing authority Nasjonal kommunikasjonsmyndighet (Nkom)/Norwegian Communications Authority
Postboks 93, N-4791 Lillesand, Norway
Street address: Nygård 1, N-4790 Lillesand, Norway
Tel: +47 22 82-4600
E-mail: firmapost@nkom.no
Website: <https://nkom.no/english>

IARU member society Norsk Radio Relæ Liga (NRRL)
P. O. Box 20, Haugenstua, N-0915 Oslo, Norway
Street address: Nedre Rommen 5 E, N-0988 Oslo 9, Norway
Tel: +47 22 213790
E-mail: nrfl@nrfl.no
Website: <https://nrfl.no/>

Implementation¹ **CEPT Licence**
T/R 61-01 implemented
T/R 61-02 / HAREC implemented

CEPT Novice Licence
ECC/REC/(05)06 not implemented
ERC Report 32 not applied

Short-term without guest licence Yes

Yes

Short-term call sign prefix LA/ Norge/Norway
JW/ Svalbard

LA/ Norge/Norway
JW/ Svalbard

Long-term with guest licence Yes
Info:
<https://nkom.no/frekvenser-og-elektronisk-utstyr/radioamatør>

No

Extensions

Equivalent national class Radioamatørlisens

Band	Frequency Range	Power (PEP)	Bandwidth/ Modes ²	Frequency Range	Power (PEP)	Bandwidth/ Modes ²
2200 m	135.700 – 137.800 kHz	1 W EIRP	1 kHz	135.700 – 137.800 kHz	1 W EIRP	1 kHz
630 m	472.000 – 479.000 kHz	1 W EIRP	1 kHz	472.000 – 479.000 kHz	1 W EIRP	1 kHz
160 m	1.810 – 1.850 MHz	1 kW	6 kHz	1.810 – 1.850 MHz	1 kW	6 kHz
	1.850 – 2.000 MHz	10 W	6 kHz	1.850 – 2.000 MHz	10 W	6 kHz
80 m	3.500 – 3.800 MHz	1 kW	6 kHz	3.500 – 3.800 MHz	1 kW	6 kHz
60 m	5.260 – 5.410 MHz	100 W ³	6 kHz	5.250 – 5.450 MHz	100 W ³	6 kHz
40 m	7.000 – 7.200 MHz	1 kW	6 kHz	7.000 – 7.200 MHz	1 kW	6 kHz
30 m	10.100 – 10.150 MHz	1 kW	1 kHz	10.100 – 10.150 MHz	1 kW	1 kHz
20 m	14.000 – 14.350 MHz	1 kW	6 kHz	14.000 – 14.350 MHz	1 kW	6 kHz
17 m	18.068 – 18.168 MHz	1 kW	6 kHz	18.068 – 18.168 MHz	1 kW	6 kHz
15 m	21.000 – 21.450 MHz	1 kW	6 kHz	21.000 – 21.450 MHz	1 kW	6 kHz
12 m	24.890 – 24.990 MHz	1 kW	6 kHz	24.890 – 24.990 MHz	1 kW	6 kHz
10 m	28.000 – 29.700 MHz	1 kW	18 kHz	28.000 – 29.700 MHz	1 kW	18 kHz
6 m	50.000 – 52.000 MHz	1 kW	18 kHz	50.000 – 52.000 MHz	1 kW	18 kHz
4 m	69.900 – 70.500 MHz	100 W ⁴	16 kHz	69.900 – 70.500 MHz	100 W ⁴	16 kHz
2 m	144.000 – 146.000 MHz	300 W ⁴	18 kHz	144.000 – 146.000 MHz	300 W ⁴	18 kHz
70 cm	432.000 – 438.000 MHz	300 W ⁴	30 kHz	432.000 – 438.000 MHz	300 W ⁴	30 kHz
23 cm	1.240 – 1.300 GHz	100 W ⁴	20 MHz	1.240 – 1.300 GHz	100 W ⁴	20 MHz
13 cm	2.300 – 2.450 GHz	100 W	20 MHz	2.300 – 2.450 GHz	100 W	20 MHz
9 cm	3.400 – 3.410 GHz	100 W	7 MHz	3.400 – 3.410 GHz	100 W	7 MHz
6 cm	5.650 – 5.850 GHz	100 W	20 MHz	5.650 – 5.850 GHz	100 W	20 MHz
3 cm	10.250 – 10.500 GHz	100 W	50 MHz	10.250 – 10.500 GHz	100 W	50 MHz
1.2 cm	24.000 – 24.250 GHz	100 W	50 MHz	24.000 – 24.250 GHz	100 W	50 MHz
6 mm	47.000 – 47.200 GHz	100 W	50 MHz	47.000 – 47.200 GHz	100 W	50 MHz
4 mm	76.000 – 81.000 GHz	100 W	50 MHz	76.000 – 81.000 GHz	100 W	50 MHz
2.5 mm	122.250 – 123.000 GHz	100 W	50 MHz	122.250 – 123.000 GHz	100 W	50 MHz
2 mm	134.000 – 141.000 GHz	100 W	50 MHz	134.000 – 141.000 GHz	100 W	50 MHz
1.2 mm	241.000 – 250.000 GHz	100 W	50 MHz	241.000 – 250.000 GHz	100 W	50 MHz

Notes

- Guest licence and landing permission required for Bjørnøya/Bear Island (JW), Jan Mayen (JX) and Antarctica (3Y)
- Modes according to the IARU Region 1 band plan (please refer to the list at the end of this document)
- 100 W PEP or 1 W EIRP, whatever limit is reached first
- 1 kW PEP for EME and MS communication

Info

Nasjonal kommunikasjonsmyndighet (NKOM): *Forskrift om radioamatørlisens*. <https://lovdata.no/dokument/SF/forskrift/2009-11-05-1340> (current as of 2024-01-04)

—: *Forskrift om endring i forskrift om radioamatørlisens*. <https://lovdata.no/dokument/LTI/forskrift/2018-07-12-1220> (current as of 2018-08-08)

—: *Nasjonal frekvensplan*. <https://frekvens.nkom.no/#/main> (current as of 2023-04-13)



*Peru

	Full	Novice
Short-term w/o guest licence	-	-
Long-term with guest licence	x	x?

Licensing authority Ministerio de Transportes y Comunicaciones del Perú (MTC)
Jirón Zorritos N° 1203, 15082 Lima, Peru
Tel: +51 1 615-7800; +51 1 615-7900
E-mail: licenciaelectronica@mtc.gob.pe
Website: <https://www.gob.pe/mtc>

IARU member society Radio Club Peruano (RCP)
P.O. Box 538, Lima 100, Peru
Street address: Calle Los Ruiseñores Este N° 245, Urb. El Palomar, San Isidro, Lima 27, Peru
Tel: +51 (1) 224-0860, +51 913 340 473
E-mail: oa4o@oa4o.pe
Website: <https://www.oa4o.pe>

Implementation **CEPT Licence**
T/R 61-01 implemented according to CEPT, but implementation questioned by Peruvian authorities, guest licence recommended
T/R 61-02 not implemented

CEPT Novice Licence
ECC/REC/(05)06 not implemented
ERC Report 32 not applied

Short-term without guest licence No

No

Short-term call sign prefix¹

OA1/	Lambayeque, Piura, Tumbes
OA2/	Cajamarca, La Libertad
OA3/	Ancash, Huánaco
OA4/	Callao, Junín, Lima, Pasco
OA5/	Apurímac, Ayacucho, Huancavelica, Ica
OA6/	Arequipa, Moquegua, Tacna
OA7/	Cuzco, Madre de Dios, Puno
OA8/	Loreto, Ucayali
OA9/	Amazonas, San Martín

Long-term with guest licence Yes
Info:
<https://cdn.www.gob.pe/uploads/document/file/5050273/DGAT-015%20permiso%20temporal%20radioafic%20extranjero.pdf?v=1693075895>
or
oa4o@oa4o.pe
Application:
https://www.oa4o.pe/wp-content/uploads/simple-file-list/Formatos-e-Instructivos-MTC/FORMATOS-MTC/PDF_F_003-28.pdf
https://www.oa4o.pe/wp-content/uploads/simple-file-list/Formatos-e-Instructivos-MTC/FORMATOS-MTC/PDF_A_003-A-28.pdf

Yes
Info:
<https://cdn.www.gob.pe/uploads/document/file/5050273/DGAT-015%20permiso%20temporal%20radioafic%20extranjero.pdf?v=1693075895>
or
oa4o@oa4o.pe
Application:
https://www.oa4o.pe/wp-content/uploads/simple-file-list/Formatos-e-Instructivos-MTC/FORMATOS-MTC/PDF_F_003-28.pdf
https://www.oa4o.pe/wp-content/uploads/simple-file-list/Formatos-e-Instructivos-MTC/FORMATOS-MTC/PDF_A_003-A-28.pdf

Extensions

Equivalent national class Class A

Band	Frequency Range	Power (PEP)	Bandwidth/ Modes
2200 m			
630 m			
160 m	1.800 – 1.850 MHz	1 kW	any
80 m	3.500 – 3.750 MHz	1 kW	any
60 m			
40 m	7.000 – 7.300 MHz	1 kW	any
30 m	10.100 – 10.150 MHz	1 kW	any
20 m	14.000 – 14.350 MHz	1 kW	any
17 m	18.068 – 18.168 MHz	1 kW	any
15 m	21.000 – 21.450 MHz	1 kW	any
12 m	24.890 – 24.990 MHz	1 kW	any
10 m	28.000 – 29.700 MHz	1 kW	any
6 m	50.000 – 54.000 MHz	1 kW	any
4 m			
2 m	144.000 – 148.000 MHz	1 kW	any
1.25 m	220.000 – 225.000 MHz	1 kW	any
70 cm	430.000 – 440.000 MHz	1 kW	any
33 cm	902.000 – 928.000 MHz	1 kW	any
23 cm	1.240 – 1.300 GHz	1 kW	any

13 cm	2.400 – 2.450 GHz	1 kW	any
9 cm	3.300 – 3.500 GHz	1 kW	any
6 cm	5.650 – 5.925 GHz	1 kW	any
3 cm	10.000 – 10.500 GHz	1 kW	any
1.2 cm	24.000 – 24.250 GHz	1 kW	any
6 mm	47.000 – 47.200 GHz	1 kW	any
4 mm	76.000 – 81.000 GHz	1 kW	any
2.5 mm			
2 mm			
1.2 mm			

Notes

- ¹ According to CEPT Recommendation T/R 61-01, the letters OA followed by a number indicating the zone in Peru from which the station is operated form a suffix to the national call sign of the operator. The national amateur radio regulations stipulate that this combination is used as a prefix to the foreigner's call sign.

Info

Ministerio de Transportes y Comunicaciones (MTC): *La Radioafición. Guía Básica de Información del Servicio de Radioaficionados.* [https://cdn.www.gob.pe/uploads/document/file/1956732/La Radioafición conceptos y codigos.pdf](https://cdn.www.gob.pe/uploads/document/file/1956732/La_Radioafici3n_conceptos_y_codigos.pdf) (current as of 2010-04-09)

—: *Decreto Supremo que aprueba el Reglamento Específico del Servicio de Radioaficionados. N° 024-2019-MTC.*

[https://cdn.www.gob.pe/uploads/document/file/1956751/Reglamento de Radioaficionados DS 024-2019-MTC.pdf](https://cdn.www.gob.pe/uploads/document/file/1956751/Reglamento_de_Radioaficionados_DS_024-2019-MTC.pdf) (current as of 2019-07-16)

—: *Plan nacional de atribución de frecuencias (PNAF).* [https://cdn.www.gob.pe/uploads/document/file/4229456/Plan Nacional de Atribución de Frecuencias - PNAF 2023.pdf](https://cdn.www.gob.pe/uploads/document/file/4229456/Plan_Nacional_de_Atribuci3n_de_Frecuencias_-_PNAF_2023.pdf) (current as of 2023-03-08)

—: *DGAT-015: Permiso temporal del radioaficionado extranjero.* <https://www.gob.pe/institucion/mtc/informes-publicaciones/4574438-dgat-015-permiso-temporal-del-radioaficionado-extranjero> (current as of 2023-08-26)



Poland

	Full	Novice
Short-term w/o guest licence	x	x
Long-term with guest licence	x	x

Licensing authority
Urząd Komunikacji Elektronicznej (UKE)/Office of Electronic Communications
ul. Giełdowa 7/9, 01-211 Warszawa, Poland
Tel: +48 22 5349180
Fax: +48 22 5349162
E-mail: <https://uke.gov.pl/en/contact-form/>
Website: <https://uke.gov.pl/en/>

IARU member society
Polski Związek Krótkofalowców (PZK)
P. O. Box 54, 85–613 Bydgoszcz 13, Poland
Street address: ul. Wojska Polskiego 65 A, 85–825 Bydgoszcz, Poland
Tel: +48 52 3913731
Fax: +48 52 3721615
E-mail: hqpsz@pzk.org.pl
Website: <https://pzk.org.pl>

Implementation	CEPT Licence	CEPT Novice Licence	
	T/R 61-01 implemented T/R 61-02 implemented	ECC/REC/(05)06 implemented ERC Report 32 applied	
Short-term without guest licence	Yes	Yes	
Short-term call sign prefix¹	SP/	SO/	
Long-term with guest licence (10 years)	Yes Application: https://bip.uke.gov.pl/download/gfx/bip/pl/defaultaktualnosci/125/6/60/formularz_ra-1-i.pdf to: UKE (see above)	Yes Application: https://bip.uke.gov.pl/download/gfx/bip/pl/defaultaktualnosci/125/6/60/formularz_ra-3-i.pdf to: UKE (see above)	
Long-term call sign prefix	HF, SN-SQ, 3Z	HF, SN-SQ, 3Z	
Extensions			
Equivalent national class	Category 1	Category 3	
Band	Frequency Range	Power (PEP)	Bandwidth/ Modes
2200 m	135.700 – 137.800 kHz	1 W EIRP	CW
630 m	472.000 – 479.000 kHz	1 W EIRP	any
160 m	1.810 – 2.000 MHz	500 W	any
80 m	3.500 – 3.800 MHz	500 W	any
60 m	5.3515 – 5.3665 MHz	15 W EIRP	any
40 m	7.000 – 7.200 MHz	500 W	any
30 m	10.100 – 10.150 MHz	500 W	any
20 m	14.000 – 14.350 MHz	500 W	any
17 m	18.068 – 18.168 MHz	500 W	any
15 m	21.000 – 21.450 MHz	500 W	any
12 m	24.890 – 24.990 MHz	500 W	any
10 m	28.000 – 29.700 MHz	500 W	any
6 m	50.000 – 52.000 MHz	100 W EIRP ¹	any
4 m	70.000 – 70.300 MHz	20 W EIRP	any
2 m	144.000 – 146.000 MHz	500 W	any
70 cm	430.000 – 440.000 MHz	500 W	any
23 cm	1.240 – 1.300 GHz	500 W	any
13 cm	2.300 – 2.450 GHz	500 W	any
9 cm	3.400 – 3.410 GHz	20 W EIRP	any
6 cm	5.650 – 5.850 GHz	500 W	any
3 cm	10.000 – 10.500 GHz	500 W	any
1.2 cm	24.000 – 24.250 GHz	500 W	any
6 mm	47.000 – 47.200 GHz	500 W	any
4 mm	76.000 – 83.000 GHz	500 W	any
2.5 mm	122.250 – 123.000 GHz	500 W	any
2 mm	134.000 – 141.000 GHz	500 W	any
1.2 mm	241.000 – 250.000 GHz	500 W	any

Notes

- According to the List of CEPT Countries (T/R 61-01, Annex 2, and ECC/REC/(05)06, Annex 2), the following prefixes are allowed for both the CEPT Licence and the CEPT Novice Licence: HF, SN, SO, SP, SQ, 3Z.
- 500 W PEP for F3E

Info

Urząd Komunikacji Elektronicznej (UKE): *Egzaminy i pozwolenia amatorskie*. <https://bip.uke.gov.pl/jak-uzyskac-rezerwacje--pozwolenie-zezwolenie-tresc/egzaminy-i-pozwolenia-amatorskie,6,0.html> (current as of 2024-11-09)

—: *Zakresy amatorskie*. https://bip.uke.gov.pl/download/gfx/bip/pl/defaultaktualnosci/125/6/60/zakresy_amatorskie.pdf (current as of 2025-01-23)

Rada Ministrów: *Krajową Tablicę Przeznaczeń Częstotliwości*. <https://sip.lex.pl/akty-prawne/dzu-dziennik-ustaw/krajowa-tablica-przeznaczen-czestotliwosci-18064841> (current as of 2024-08-14)



Portugal

	Full	Novice
Short-term		
w/o guest licence	x	x
Long-term		
with guest licence	x	x

Licensing authority
 Autoridade Nacional de Comunicações (ANACOM)
 Rua Ramalho Ortigão, 51, 1099-099 Lisboa, Portugal
 Tel: +351 217 211-000
 Fax: +351 217 211-001
 E-mail: info@anacom.pt
 Website: https://www.anacom.pt/

Direção de Gestão do Espectro/Spectrum Management Department
 Avenida José Malhoa, 12, 1099-017 Lisboa, Portugal
 E-mail: edge@anacom.pt
 Website: https://www.anacom.pt/

IARU member society
 Rede dos Emissores Portugueses (REP)
 Avenida Yasser Arafat nº 4 A, 2700-375 Amadora, Portugal
 Tel: +351 938 405 095
 E-mail: rep@rep.pt
 Website: https://www.rep.pt/

Implementation
CEPT Licence
 T/R 61-01 implemented
 T/R 61-02 implemented

CEPT Novice Licence
 ECC/REC/(05)06 implemented
 ERC Report 32 applied

Short-term without guest licence
 Yes

Yes

Short-term call sign prefix
 CT7/ Continental Portugal
 CT8/ Açores/Azores
 CT9/ Madeira

CS7/ Continental Portugal
 CS8/ Açores/Azores
 CS9/ Madeira

Long-term with guest licence
 Yes
 Info:
<https://www.anacom.pt/render.jsp?contentId=954649>

Yes
 Info:
<https://www.anacom.pt/render.jsp?contentId=954649>

Long-term call sign prefix
 CT7-9 (see above)

CS7-9 (see above)

Extensions
 /M, /P

/M, /P

Equivalent national class
 Category 1

Category 2

Band	Frequency Range	Power (PEP)	Bandwidth/ Modes ¹	Frequency Range	Power (PEP)	Bandwidth/ Modes ¹
2200 m	135.700 – 137.800 kHz	1 W EIRP	CW			
630 m	472.000 – 479.000 kHz	1 W EIRP	any			
160 m	1.810 – 1.830 MHz	200 W	any			
	1.830 – 1.850 MHz	1.5 kW	any			
	1.850 – 2.000 MHz ^{2 3}	1.5 kW	any			
80 m	3.500 – 3.800 MHz	1.5 kW	any	3.700 – 3.800 MHz	200 W	any
60 m ³	5.3515 – 5.3665 MHz	15 W EIRP	any	7.100 – 7.200 MHz	200 W	any
40 m	7.000 – 7.200 MHz	1.5 kW	any	14.125 – 14.350 MHz	200 W	any
30 m	10.100 – 10.150 MHz	750 W	any	21.151 – 21.450 MHz	200 W	any
20 m	14.000 – 14.350 MHz	1.5 kW	any	28.000 – 29.700 MHz	200 W	any
17 m	18.068 – 18.168 MHz	1.5 kW	any	50.000 – 50.500 MHz	150 W	any
15 m	21.000 – 21.450 MHz	1.5 kW	any	51.000 – 52.000 MHz	150 W	any
12 m	24.890 – 24.990 MHz	1.5 kW	any			
10 m	28.000 – 29.700 MHz	1.5 kW	any	144.000 – 146.000 MHz	150 W	any
6 m	50.000 – 50.500 MHz	300 W	any	430.000 – 435.000 MHz	150 W	any
	50.500 – 51.000 MHz	25 W ERP	any	438.000 – 440.000 MHz	150 W	any
	51.000 – 52.000 MHz	300 W	any	1.270 – 1.300 GHz	100 W EIRP	any
4 m	70.157 – 70.2125 MHz	100 W ERP	any			
	70.2375 – 70.2875 MHz	100 W ERP	any			
2 m	144.000 – 146.000 MHz	300 W	any			
70 cm	430.000 – 440.000 MHz	300 W	any			
23 cm	1.240 – 1.270 GHz	50 W EIRP	any			
	1.270 – 1.300 GHz	300 W EIRP	any			
13 cm ³	2.300 – 2.450 GHz					
9 cm	5.650 – 5.850 GHz					
6 cm ³	10.000 – 10.370 GHz	300 W EIRP	any			
3 cm	10.370 – 10.450 GHz ³					
	10.450 – 10.500 GHz	300 W EIRP	any			
1.2 cm	24.000 – 24.250 GHz	50 W	any	24.000 – 24.050 GHz	10 W	any
6 mm	47.000 – 47.200 GHz	50 W	any	47.000 – 47.200 GHz	10 W	any

4 mm	75.500 – 81.000 GHz	50 W any	77.500 – 78.000 GHz	10 W any
2.5 mm	122.250 – 123.000 GHz	50 W any		
2 mm	134.000 – 141.000 GHz	50 W any	134.000 – 136.000 GHz	10 W any
1.2 mm	241.000 – 250.000 GHz	50 W any	248.000 – 250.000 GHz	10 W any

Notes

- ¹ Modes according to the IARU-Region 1 band plan (please refer to the list at the end of this document)
- ² Contest operation only
- ³ Special permission required

Info

Autoridade Nacional de Comunicações (ANACOM): *Decreto-lei n.º 53/2009, de 2 de março que define as regras aplicáveis ao serviço de amador e amador por satélite.* <https://www.anacom.pt/render.jsp?contentId=956876> (current as of 2009-03-02)

—: *Procedimentos para o serviço de amador.* <https://www.anacom.pt/render.jsp?contentId=954649> (current as of 2009-05-28)

—: *Utilização de frequências pelos serviços de amador e de amador por satélite.*

https://anacom.pt/streaming/SAAS_setembro_2013.pdf?contentId=1188800&field=ATTACHED_FILE (current as of 2014-01-27)

—: *Utilização da faixa 1850-2000 kHz pelo serviço de amador em 2025.* <https://www.anacom.pt/render.jsp?contentId=1800335> (current as of 2024-12-20)

—: *Frequency portal.* <https://www.anacom.pt/eqnaf/content/freqPortalAllocation.do#ALLOCATION> (current as of 2024-11-15)



Romania

	Full	Novice
Short-term		
w/o guest licence	x	x
Long-term		
with guest licence	x	x

Licensing authority Autoritatea Nationala pentru Administrare si Reglementare in Comunicatii (ANCOM)/National Authority for Management and Regulation in Communications of Romania
str. Delea Nouă, nr. 2, 030925, București 3, Romania
Tel: +40 0372845724
E-mail: srs@ancom.org.ro
Website: <https://www.ancom.ro/en/>

IARU member society Federația Română de Radioamatorism (FRR)
P. O. Box 22–50, RO-014780 Bucharest, Romania
Street address: Str. Nicolae Filipescu, Nr. 53–55, Sect 2, Bucharest, Romania
Tel./Fax: +40 (21) 3155575
E-mail: frr@hamradio.ro
Website: <https://www.hamradio.ro/>

Implementation **CEPT Licence** T/R 61-01 implemented
T/R 61-02 implemented
CEPT Novice Licence ECC/REC/(05)06 implemented
ERC Report 32 applied

Short-term without guest licence Yes Yes

Short-term call sign prefix YO/ YO/

Long-term with guest licence Yes
Application: https://www.ancom.ro/downloadFile/url/Cerere_eliberare_modificare_prelungire_autorizatie_individuala1.docx to: ANCOM (see above)
Yes
Application: https://www.ancom.ro/downloadFile/url/Cerere_eliberare_modificare_prelungire_autorizatie_individuala1.docx to: ANCOM (see above)

Extensions /AM, /M, /MM, /P (optional) /AM, /M, /MM, /P (optional)

Equivalent national class Class II Class III

Band	Frequency Range	Power (PEP)	Bandwidth/ Modes	Frequency Range	Power (PEP)	Bandwidth/ Modes
2200 m	135.700 – 137.800 kHz	1 W ERP	800 Hz	135.700 – 137.800 kHz	1 W ERP	800 Hz
630 m	472.000 – 479.000 kHz	1 W ERP	800 Hz	472.000 – 479.000 kHz	1 W ERP	800 Hz
160 m	1.810 – 2.000 MHz	200 W	2.7 kHz	1.810 – 2.000 MHz	100 W	2.7 kHz
80 m	3.500 – 3.800 MHz	200 W	2.7 kHz	3.500 – 3.800 MHz	100 W	2.7 kHz
60 m ¹	5.3515 – 5.3665 MHz	200 W	2.7 kHz	5.3515 – 5.3665 MHz	100 W	2.7 kHz
40 m	7.000 – 7.200 MHz	200 W	2.7 kHz	7.000 – 7.200 MHz	100 W	2.7 kHz
30 m	10.100 – 10.150 MHz	200 W	800 Hz	10.100 – 10.150 MHz	100 W	800 Hz
20 m	14.000 – 14.350 MHz	200 W	2.7 kHz	14.000 – 14.350 MHz	100 W	2.7 kHz
17 m	18.068 – 18.168 MHz	200 W	2.7 kHz	18.068 – 18.168 MHz	100 W	2.7 kHz
15 m	21.000 – 21.450 MHz	200 W	2.7 kHz	21.000 – 21.450 MHz	100 W	2.7 kHz
12 m	24.890 – 24.990 MHz	200 W	2.7 kHz	24.890 – 24.990 MHz	100 W	2.7 kHz
10 m	28.000 – 29.700 MHz	200 W	7 kHz	28.000 – 29.700 MHz	100 W	7 kHz
6 m	50.000 – 52.000 MHz	200 W	12 kHz	50.000 – 52.000 MHz	100 W	12 kHz
4 m	70.000 – 70.300 MHz	20 W	12 kHz	70.000 – 70.300 MHz	20 W	12 kHz
2 m	144.000 – 146.000 MHz	200 W	40 kHz	144.000 – 146.000 MHz	100 W	40 kHz
70 cm	431.200 – 440.000 MHz	100 W	2 MHz	431.200 – 440.000 MHz	50 W	2 MHz
23 cm	1.240 – 1.300 GHz	100 W	2/7/18 MHz ²	1.240 – 1.300 GHz	50 W	2/7/18 MHz ²
13 cm	2.300 – 2.450 GHz	100 W	10/20 MHz ³	2.300 – 2.450 GHz	50 W	10/20 MHz ³
9 cm						
6 cm	5.650 – 5.850 GHz	100 W	10/20 MHz ³	5.650 – 5.850 GHz	50 W	10/20 MHz ³
3 cm	10.000 – 10.500 GHz	100 W	10/20 MHz ³	10.000 – 10.500 GHz	50 W	10/20 MHz ³
1.2 cm	24.000 – 24.050 GHz	100 W	any	24.000 – 24.050 GHz	50 W	any
	24.050 – 24.250 GHz	100 W	10/20 MHz ³	24.050 – 24.250 GHz	50 W	10/20 MHz ³
6 mm	47.000 – 47.200 GHz	100 W	any	47.000 – 47.200 GHz	50 W	any
4 mm	75.500 – 81.500 GHz	100 W	10/20 MHz ³	75.500 – 81.500 GHz	50 W	10/20 MHz ³
2.5 mm	122.250 – 123.000 GHz	100 W	10/20 MHz ³	122.250 – 123.000 GHz	50 W	10/20 MHz ³
2 mm	134.000 – 141.000 GHz	100 W	10/20 MHz ³	134.000 – 141.000 GHz	50 W	10/20 MHz ³
1.2 mm	241.000 – 250.000 GHz	100 W	any	241.000 – 250.000 GHz	50 W	any

Notes

- Special permission required
- AM-TV: 7 MHz; FM-TV: 18 MHz; any other mode: 2 MHz
- FM-TV: 20 MHz; any other mode: 10 MHz

Info

Autoritatea Nationala pentru Administrare si Reglementare in Comunicatii (ANCOM): *Hotărâre privind aprobarea Tabelului național de atribuire a benzilor de frecvențe radio.* https://www.ancom.ro/uploads/links_files/HOTARAREA_GVERNULUI_376_2020.pdf (current as of 2020-06-17)

—: *Decizie privind reglementarea serviciului de amator.*

https://www.ancom.ro/uploads/links_files/DECIZIA_ANCOM_245_2017_PRIVIND_REGLEMENTAREA_SERVICIULUI_DE_AMATOR_CONSOLIDATA_31_martie_2022.pdf (current as of 2022-03-31)

—: *Decision on the regulation of amateur service.*

https://www.ancom.ro/uploads/links_files/DECIZIA_ANCOM_245_2017_PRIVIND_REGLEMENTAREA_SERVICIULUI_DE_AMATOR_CONSOLIDATA_en.pdf (current as of 2022-03-31)

—: *Reglementare tehnică pentru interfața radio privind echipamente radio ce funcționează în regim de emisie sau emisie/recepție în benzi atribuite serviciului de amator.* https://www.ancom.ro/uploads/links_files/RO_IR_AT_01_v_1_0.pdf (current as of 2022-04-18)



**Russian Federation

	Full	Novice
Short-term		
w/o guest licence	x	x
Long-term		
with guest licence	x	x

Licensing authority
 General Radio Frequency Centre (GRFC)
 Derbenevskaya Embankment, 7, Building 15, Moscow 117997, Russia
 Tel: +7 495 748-1448
 Fax: +7 495 748-0680
 E-mail: int@grfc.ru
 Website: <https://grfc.ru/grfc/eng/>

IARU member society
 Soyuz Radiolyubitelei Rossii (SRR)
 P.O. Box 88, Moscow 119311, Russia
 Tel: +7 (499) 152 3347
 E-mail: hq@srr.ru
 Website: <https://srr.ru/>

Implementation
CEPT Licence
 T/R 61-01 implemented, but Russian Federation removed from the List of CEPT Countries (T/R 61-01, Annex 2)
 T/R 61-02 / HAREC implemented, but Russian Federation removed from the List of CEPT Countries (T/R 61-02, Annex 2)
CEPT Novice Licence ECC/REC/(05)06 implemented, but Russian Federation removed from the List of CEPT Countries (ECC/REC/ (05)06, Annex 2)
 ERC Report 32 applied

Short-term without guest licence
 Yes

Yes

Short-term call sign prefix
 RA/

RC/

Long-term with guest licence
 Yes
 Info:
<http://grfc.ru/grfc/eng/main/>

Yes
 Info:
<http://grfc.ru/grfc/eng/main/>

Extensions
 /AM, /M, /MM, /P (optional)

/AM, /M, /MM, /P (optional)

Equivalent national class
 Category 2

Category 3

Band	Frequency Range	Power (PEP)	Bandwidth/ Modes	Frequency Range	Power (PEP)	Bandwidth/ Modes
2200 m	135.700 – 137.800 kHz	1 W EIRP	1	135.700 – 137.800 kHz	1 W EIRP	1
630 m	1.810 – 1.838 MHz	10 W Pavg ²	3	1.810 – 1.838 MHz	10 W Pavg	3
160 m	1.838 – 1.840 MHz	10 W Pavg ²	3	1.838 – 1.840 MHz	10 W Pavg	3
	1.840 – 1.950 MHz	10 W Pavg ²	4	1.840 – 2.000 MHz	10 W Pavg	4
	1.950 – 2.000 MHz	10 W Pavg	4			
80 m	3.500 – 3.570 MHz	1 kW	3	3.500 – 3.570 MHz	10 W	3
	3.570 – 3.600 MHz	1 kW	1	3.570 – 3.600 MHz	10 W	1
	3.600 – 3.800 MHz	1 kW	4	3.600 – 3.800 MHz	10 W	4
60 m						
40 m	7.000 – 7.040 MHz	1 kW	3	7.000 – 7.040 MHz	10 W	3
	7.040 – 7.050 MHz	1 kW	1	7.040 – 7.050 MHz	10 W	1
	7.050 – 7.200 MHz	1 kW	4	7.050 – 7.100 MHz	10 W	4
30 m	10.100 – 10.130 MHz	1 kW	3	10.100 – 10.130 MHz	10 W	3
	10.130 – 10.150 MHz	1 kW	1	10.130 – 10.150 MHz	10 W	1
20 m	14.000 – 14.070 MHz	1 kW	3	14.000 – 14.070 MHz	10 W	3
	14.070 – 14.099 MHz	1 kW	1	14.070 – 14.099 MHz	10 W	1
	14.099 – 14.101 MHz ⁶			14.099 – 14.101 MHz ⁶		
	14.101 – 14.350 MHz	1 kW	4	14.101 – 14.350 MHz	10 W	4
17 m	18.068 – 18.095 MHz	1 kW	3	18.068 – 18.095 MHz	10 W	3
	18.095 – 18.109 MHz	1 kW	1	18.095 – 18.109 MHz	10 W	1
	18.109 – 18.111 MHz ⁶			18.109 – 18.111 MHz ⁶		
	18.111 – 18.168 MHz	1 kW	4	18.111 – 18.168 MHz	10 W	4
15 m	21.000 – 21.070 MHz	1 kW	3	21.025 – 21.070 MHz	10 W	3
	21.070 – 21.149 MHz	1 kW	1	21.070 – 21.149 MHz	10 W	1
	21.149 – 21.151 MHz ⁶			21.149 – 21.151 MHz ⁶		
	21.151 – 21.450 MHz	1 kW	4	21.151 – 21.450 MHz	10 W	4
12 m	24.890 – 24.915 MHz	1 kW	3	24.890 – 24.915 MHz	10 W	3
	24.915 – 24.929 MHz	1 kW	1	24.915 – 24.929 MHz	10 W	1
	24.929 – 24.931 MHz ⁶			24.929 – 24.931 MHz ⁶		
	24.931 – 24.990 MHz	1 kW	4	24.931 – 24.990 MHz	10 W	4
10 m	28.000 – 28.070 MHz	1 kW	3	28.000 – 28.070 MHz	10 W	3
	28.070 – 28.190 MHz	1 kW	1	28.070 – 28.190 MHz	10 W	1
	28.190 – 28.225 MHz ⁶			28.190 – 28.225 MHz ⁶		
	28.225 – 29.700 MHz	1 kW	5	28.225 – 29.700 MHz	10 W	5
6 m						
4 m						

2 m	144.000 – 144.025 MHz ⁷		8	144.000 – 144.025 MHz ⁷	8	
	144.025 – 144.100 MHz	100 W ⁹	8 10	144.025 – 144.100 MHz	10 W ⁹ 8 10	
	144.100 – 144.150 MHz	100 W ⁹	10 11	144.100 – 144.150 MHz	10 W ⁹ 10 11	
	144.150 – 144.165 MHz	100 W ⁹	10 12	144.150 – 144.165 MHz	10 W ⁹ 10 12	
	144.165 – 144.180 MHz	100 W	12	144.165 – 144.180 MHz	10 W 12	
	144.180 – 144.399 MHz	100 W	10 12	144.180 – 144.399 MHz	10 W 10 12	
	144.400 – 144.491 MHz ⁶			144.400 – 144.491 MHz ⁶		
	144.491 – 145.594 MHz ¹⁴	100 W	13	144.491 – 145.594 MHz ¹⁴	10 W 13	
	145.594 – 145.7935 MHz ¹⁵			145.594 – 145.7935 MHz ¹⁵		
	145.7935 – 146.000 MHz	100 W	12	145.7935 – 146.000 MHz	10 W 12	
	70 cm ¹⁶	430.000 – 432.000 MHz	10 W	17	430.000 – 432.000 MHz	10 W 17
		432.000 – 432.100 MHz	10 W ⁹	10 18	432.000 – 432.100 MHz	10 W ⁹ 10 18
		432.100 – 432.400 MHz	10 W ⁹	10 19	432.100 – 432.400 MHz	10 W ⁹ 10 19
		432.400 – 432.500 MHz ⁶			432.400 – 432.500 MHz ⁶	
		432.500 – 434.000 MHz ²⁰	10 W	19	432.500 – 434.000 MHz ²⁰	10 W 19
434.000 – 434.100 MHz		10 W ⁹	10 21	434.000 – 434.100 MHz	10 W ⁹ 10 21	
434.100 – 440.000 MHz ²²		10 W	19	434.100 – 440.000 MHz ²²	10 W 19	
23 cm		1.260 – 1.296 GHz ²³	10 W	24	1.260 – 1.296 GHz ²³	10 W 24
		1.296 – 1.29615 GHz	10 W ⁹	10 24	1.296 – 1.29615 GHz	10 W ⁹ 10 24
		1.29615 – 1.2968 GHz	10 W	24	1.29615 – 1.2968 GHz	10 W 24
	1.2968 – 1.296994 GHz ⁶			1.2968 – 1.296994 GHz ⁶		
	1.296994 – 1.29749 GHz ²⁵			1.296994 – 1.29749 GHz ²⁵		
	1.29749 – 1.300 GHz	10 W	24	1.29749 – 1.300 GHz	10 W 24	
13 cm	2.400 – 2.450 GHz ²⁶	10 W	27	2.400 – 2.450 GHz ²⁶	10 W 27	
	9 cm	6 cm	5.650 – 5.670 GHz	10 W	28	5.650 – 5.670 GHz
5.725 – 5.760 GHz			10 W	28	5.725 – 5.760 GHz	10 W 28
5.760 – 5.762 GHz ²⁹			10 W ³⁰	28 31	5.760 – 5.762 GHz ²⁹	10 W ³⁰ 28 31
3 cm	5.762 – 5.850 GHz	10 W	28	5.762 – 5.850 GHz	10 W 28	
	10.000 – 10.500 GHz ³²	10 W	28	10.000 – 10.500 GHz ³²	10 W 28	
1.2 cm	24.000 – 24.250 GHz ³³	10 W	28	24.000 – 24.250 GHz ³³	10 W 28	
	6 mm	47.000 – 47.002 GHz	10 W ³⁰	28 34	47.000 – 47.002 GHz	10 W ³⁰ 28 34
47.002 – 47.088 GHz		10 W	28	47.002 – 47.088 GHz	10 W 28	
47.088 – 47.090 GHz		10 W ³⁰	28 34	47.088 – 47.090 GHz	10 W ³⁰ 28 34	
47.090 – 47.200 GHz		10 W	28	47.090 – 47.200 GHz	10 W 28	
76.000 – 77.500 GHz		10 W	28	76.000 – 77.500 GHz	10 W 28	
77.500 – 77.501 GHz		10 W ³⁰	28 35	77.500 – 77.501 GHz	10 W ³⁰ 28 35	
4 mm	77.501 – 78.000 GHz	10 W	28	77.501 – 78.000 GHz	10 W 28	
	2.5 mm	122.250 – 122.251 GHz	10 W ³⁰	28 35	122.250 – 122.251 GHz	10 W ³⁰ 28 35
		122.251 – 123.000 GHz	10 W	28	122.251 – 123.000 GHz	10 W 28
2 mm	134.000 – 134.001 GHz	10 W ³⁰	28 35	134.000 – 134.001 GHz	10 W ³⁰ 28 35	
	134.001 – 141.000 GHz	10 W	28	134.001 – 141.000 GHz	10 W 28	
1.2 mm	241.000 – 248.000 GHz	10 W	28	241.000 – 248.000 GHz	10 W 28	
	248.000 – 248.001 GHz	10 W ³⁰	28 35	248.000 – 248.001 GHz	10 W ³⁰ 28 35	
	248.001 – 250.000 GHz	10 W	28	248.001 – 250.000 GHz	10 W 28	

Notes

- 1 150HA1A, 150HJ2A, 1H00A1B, 1H00J2B, 60H0J2B, 250HF1D, 1H00A1D, 1H00F1D, 250HJ2D, 2H00J2D
- 2 500 W PEP in contests
- 3 150HA1A, 150HJ2A, 1H00A1B, 1H00J2B, 60H0J2B
- 4 150HA1A, 150HJ2A, 1H00A1B, 1H00J2B, 60H0J2B, 250HF1D, 1H00A1D, 1H00F1D, 250HJ2D, 2H00J2D, 2K70J3E
- 5 150HA1A, 150HJ2A, 1H00A1B, 1H00J2B, 60H0J2B, 250HF1D, 1H00A1D, 1H00F1D, 250HJ2D, 2H00J2D, 2K70J3E, 6K00A3E, 11K0F3E, 16K0F3E
- 6 150HA1A, 150HJ2A, 1H00A1B, 1H00J2B, 60H0J2B, 250HF1D, 1H00A1D, 1H00F1D, 250HJ2D, 2H00J2D, 2K70J3E, 6K00A3E, 11K0F3E, 16K0F3E, 20K0F3E
- 6 Beacon stations, reception only
- 7 Space communication only
- 8 150HA1A, 150HJ2A, 1H00A1B, 1H00J2B, 60H0J2B, 3K00A2A, 6K00F2A
- 9 EME, MS communication: 1.5 kW PEP
- 10 EME, MS communication: 50H0A1A, 50H0J2A, 1K80F1B
- 11 150HA1A, 150HJ2A, 1H00A1B, 1H00J2B, 60H0J2B, 3K00A2A, 6K00F2A, 250HF1D, 1H00A1D, 1H00F1D, 250HJ2D, 2H00J2D
- 12 150HA1A, 150HJ2A, 1H00A1B, 1H00J2B, 60H0J2B, 3K00A2A, 6K00F2A, 250HF1D, 1H00A1D, 1H00F1D, 250HJ2D, 2H00J2D, 2K70J3E, 6K00A3E, 11K0F3E, 16K0F3E, 20K0F3E, 2K40J2D, 2K70J2E, 5K76G1E, 7K60F1D, 8K10F1E, 11K0F1D
- 13 150HA1A, 150HJ2A, 1H00A1B, 1H00J2B, 60H0J2B, 3K00A2A, 6K00F2A, 250HF1D, 1H00A1D, 1H00F1D, 250HJ2D, 2H00J2D, 2K70J3E, 6K00A3E, 11K0F3E, 16K0F3E, 20K0F3E
- 14 145.000–145.175 MHz: repeater stations (input)
- 15 145.600–145.775 MHz: repeater stations (output)
- 16 430.000–433.000 MHz: no transmission in 350 km radius of the centre of Moscow
- 17 150HA1A, 150HJ2A, 1H00A1B, 1H00J2B, 60H0J2B, 3K00A2A, 6K00F2A, 250HF1D, 1H00A1D, 1H00F1D, 250HJ2D, 2H00J2D, 2K70J3E, 6K00A3E, 11K0F3E, 16K0F3E, 20K0F3E, 2K70G1D, 6K00F7D, 7K60D1W, 7K60F1D, 11K0F1D, 16K0D1D, 16K0D2D, 150KF1W, 2M00G7W
- 18 150HA1A, 150HJ2A, 1H00A1B, 1H00J2B, 60H0J2B, 3K00A2A, 6K00F2A, 250HF1D, 1H00A1D, 1H00F1D, 250HJ2D, 2H00J2D
- 19 150HA1A, 150HJ2A, 1H00A1B, 1H00J2B, 60H0J2B, 3K00A2A, 6K00F2A, 250HF1D, 1H00A1D, 1H00F1D, 250HJ2D, 2H00J2D, 2K70J3E, 6K00A3E, 11K0F3E, 16K0F3E, 20K0F3E, 2K70G1D, 6K00F7D, 7K60D1W, 7K60F1D, 11K0F1D, 16K0D1D, 16K0D2D, 150KF1W, 2M00G7W

- 20 433.025–433.375 MHz: repeater stations (input)
- 21 150HA1A, 2K70G1D, 6K00F7D, 7K60D1W, 7K60F1D, 11K0F1D, 16K0D1D, 16K0D2D, 150KF1W, 2M00G7W, 150HJ2A, 1H00A1B, 1H00J2B, 60H0J2B, 3K00A2A, 6K00F2A, 250HF1D, 1H00A1D, 1H00F1D, 250HJ2D, 2H00J2D
- 22 434.625–434.975 MHz: repeater stations (output)
- 23 1.291000–1.291475 GHz: repeater stations (input)
- 24 150HA1A, 150HJ2A, 1H00A1B, 1H00J2B, 60H0J2B, 250HF1D, 1H00A1D, 1H00F1D, 250HJ2D, 2H00J2D, 2K70J3E, 6K00A3E, 11K0F3E, 16K0F3E, 20K0F3E, 2K70G1D, 6K00F7D, 16K0D1D, 150KF1W, 2M50G7W
- 25 1.297000–1.297475 GHz: repeater stations (output)
- 26 Space communication space–ground only
- 27 150HA1A, 150HJ2A, 2K70J3E, 2K70J2E, 16K0F3E, 44K2F1D, 88K3F1D, 350KF1D, 2M50G7W
- 28 150HA1A, 150HJ2A, 1H00A1B, 1H00J2B, 60H0J2B, 250HF1D, 1H00A1D, 1H00F1D, 250HJ2D, 2H00J2D, 2K70J3E, 6K00A3E, 11K0F3E, 16K0F3E, 20K0F3E, 2K70G1D, 6K00F7D, 16K0D1D, 150KF1W, 10M50G7W
- 29 5.7608–5.76099 GHz: temporary beacon stations
- 30 EME, MS communication: 100 W PEP
- 31 EME, MS communication: 50H0A1A, 50H0J2A, 1K80F1B, 1K50J2D
- 32 10.36875–10.36899 GHz: temporary beacon stations
- 33 24.0488–24.04899 GHz: temporary beacon stations
- 34 50H0A1A, 50H0J2A, 1K80F1B, 2K00J2D
- 35 50H0A1A, 50H0J2A, 1K80F1B, 2K40J2D

Info

Glavnyj Radiochastotnyj Tsentr (GRChTs)/General Radio Frequency Centre (GRFC): *Usloviya ispolzovaniya' vydelennykh polos radiochastot (za isklyucheniyem lyubitel'skikh retranslatorov I radiomayakov)*. https://www.grfc.ru/upload/medialibrary/b8a/prilozhenie-k-resheniyu-gkrch-ot-16.10.2015--15_35_02.pdf (current as of 2015-10-16)

—: *Reshenie o vydelenii polos radiochastot dlya radioelektronnykh sredstv lyubitel'skoy I lyubitel'skoy sputnikovoy sluzhb*. https://grfc.ru/upload/medialibrary/3ee/Reshenie_GKRCH_ot_15.07.2010_10_07_01_ver._1_1223504848588.docx (current as of 2020-03-13)

—: *Ob utverzhlenii Tablitsy raspredeleniya polos radiochastot mezhduradiosluzhbamii Rossijskoj Federatsii I priznanii utrativshimi silu nekotorykh postanovlenij Pravitel'stva Rossijskoj Federatsii*. https://grfc.ru/upload/medialibrary/949/TRPCH_2019_11.10.2019_.pdf (current as of 2019-09-18)



San Marino

	Full	Novice
Short-term w/o guest licence	-	-
Long-term with guest licence	-	-

Licensing authority | Ministry of Foreign Affairs, Telecommunication Sector, Department of Economy
Palazzo Begni, Contrada Omerelli n.31, RSM-47890 San Marino
Tel: +378 0549 882-312
E-mail: segreteria.affariesteri@gov.sm
Website: <https://www.esteri.sm/pub1/EsteriSM/en/Segreteria/Telecomunicazioni.html>

IARU member society | Associazione Radioamatori della Repubblica di San Marino (ARRSM)
P. O. Box 77, RSM-47890 San Marino
Street address: Strada Quinta Gualdaria 147, 47893 Borgo Maggiore, San Marino
Tel: +378 960186
E-mail: info@arrsm.org
Website: <https://www.arrsm.org>

Implementation | **CEPT Licence**
T/R 61-01 not implemented
T/R 61-02 not implemented

CEPT Novice Licence
ECC/REC/(05)06 not implemented
ERC Report 32 not applied

Short-term without guest licence | No

No

Long-term with guest licence | No

No

Call sign prefix | T7



Serbia

	Full	Novice
Short-term w/o guest licence	+	-
Long-term with guest licence	+	-

Licensing authority Regulatory Authority for Electronic Communications and Postal Services (RATEL)
Palmoticeva 2, 11103 Belgrade, PAK 106306, Serbia
Tel: +381 11 3232-537
E-mail: ratel@ratel.rs; <https://www.ratel.rs/en/contact>
Website: <https://www.ratel.rs/en/>

IARU member society Savez radio-amatera Srbije (SRS)
P. O. Box 534, YU-11001 Beograd, Serbia
Street address: Trg Republike 3/VI, YU-11102 Beograd, Serbia
Tel: +381 11 4574-768
E-mail: savez@yu1srs.org.rs
Website: <https://yu1srs.org.rs>

Implementation¹ **CEPT Licence** T/R 61-01 implemented
T/R 61-02 / HAREC implemented **CEPT Novice Licence** ECC/REC/(05)06 not implemented
ERC Report 32 not applied

Short-term without guest licence Yes No

Short-term call sign prefix YU/ No

Long-term with guest licence (10 years) Yes No
Info:
[https://www.ratel.rs/storage/upload/2024/09/Rules on requirements for operating amateur radio stations.pdf](https://www.ratel.rs/storage/upload/2024/09/Rules%20on%20requirements%20for%20operating%20amateur%20radio%20stations.pdf)

Extensions /AM, /M, /MM, /P (optional)

Equivalent national class Class A

Band	Frequency Range	Power (PEP)	Bandwidth/ Modes ²
2200 m	135.700 – 137.800 kHz	1 W EIRP	any
630 m	472.000 – 479.000 kHz	1 W EIRP	any
160 m	1.810 – 2.000 MHz	1 kW	any
80 m	3.500 – 3.800 MHz	1.5 kW	any
60 m	5.3515 – 5.3665 MHz	15 W EIRP	any
40 m	7.000 – 7.200 MHz	1.5 kW	any
30 m	10.100 – 10.150 MHz	300 W	any
20 m	14.000 – 14.350 MHz	1.5 kW	any
17 m	18.068 – 18.168 MHz	1.5 kW	any
15 m	21.000 – 21.450 MHz	1.5 kW	any
12 m	24.890 – 24.990 MHz	1.5 kW	any
10 m	28.000 – 29.700 MHz	1.5 kW	any
6 m	50.000 – 52.000 MHz	100 W ERP/ 10 W ERP ³	any
4 m	69.900 – 70.500 MHz	10 W	any
2 m	144.000 – 146.000 MHz	1.5 kW	any
70 cm	430.000 – 440.000 MHz	1.5 kW	any
23 cm	1.240 – 1.300 GHz	300 W	any
13 cm	2.300 – 2.450 GHz	300 W	any
9 cm			
6 cm	5.650 – 5.850 GHz	300 W	any
3 cm	10.000 – 10.500 GHz	150 W	any
1.2 cm	24.000 – 24.250 GHz	75 W	any
6 mm	47.000 – 47.200 GHz	75 W	any
4 mm	75.500 – 81.500 GHz	75 W	any
2.5 mm	122.250 – 123.000 GHz	75 W	any
2 mm	134.000 – 141.000 GHz	75 W	any
1.2 mm	241.000 – 250.000 GHz	75 W	any

Notes

- ¹ Citizenship of the state outside Serbia that has issued the national licence is required
- ² Bandwidth and modes according to the IARU Region 1 band plan (please refer to the list at the end of this document)
- ³ 10 W ERP within urban areas, 100 W ERP outside urban areas

Info

Regulatorno telo za elektronske komunikacije i poštanske usluge/Regulatory Authority for Electronic Communications and Postal Services (RATEL): *Pravilnik o načinu korišćenja radio stanica od strane radio amatera*. <https://pravno-informacioni-sistem.rs/eli/rep/sgrs/drugidrzavniorganiorganizacije/pravilnik/2024/82/4/reg> (current as of 2024-10-11)

—: *Rules on requirements for operating amateur radio stations*. [https://www.ratel.rs/storage/upload/2024/09/Rules on requirements for operating amateur radio stations.pdf](https://www.ratel.rs/storage/upload/2024/09/Rules%20on%20requirements%20for%20operating%20amateur%20radio%20stations.pdf) (current as of 2024-12-09)

—: *Pravilnik o uslovima za rad amaterskih radio-stanica*.

[https://www.ratel.rs/uploads/documents/pdf_documents/editor_files/File/Regulativa/Pravilnici/Pravilnik o radioamaterima, korigovan.pdf](https://www.ratel.rs/uploads/documents/pdf_documents/editor_files/File/Regulativa/Pravilnici/Pravilnik%20o%20radioamaterima,%20korigovan.pdf) (current as of 2018-07-18)

—: *Plan namene radio-frekvencijskih opsega*. [https://www.ratel.rs/uploads/documents/empire_plugin/План намене радио-фреквенцијских опсега.pdf](https://www.ratel.rs/uploads/documents/empire_plugin/План%20намене%20радио-фреквенцијских%20опсега.pdf) (current as of 2020-06-25; new edition published 2024)



Slovak Republic

	Full	Novice
Short-term w/o guest licence	+	+
Long-term with guest licence	+	+

Licensing authority Úrad pre reguláciu elektronických komunikácií a poštových služieb/Regulatory Authority for Electronic Communications and Postal Services
P. O. Box 40, 82855 Bratislava 24, Slovak Republic
Street address: Továrenská 7, 82855 Bratislava 24, Slovak Republic
Tel: +421 905 396-697; +421 918 333-899
E-mail: e-podatelna@teleoff.gov.sk
Website: <https://www.teleoff.gov.sk/>

IARU member society Slovenský zväz rádioamatérov (SZR)/Slovak Amateur Radio Association (SARA)
P. O. Box 14, 900 31 Stupava, Slovakia
Street address: Mlynská 4, 900 31 Stupava, Slovakia
Tel: +421 905 533719
Fax: +421 (2) 6224 7501
E-mail: szr@szr.sk
Website: <http://www.hamradio.sk>

Implementation **CEPT Licence**
T/R 61-01 implemented
T/R 61-02 / HAREC implemented

CEPT Novice Licence
ECC/REC/(05)06 implemented
ERC Report 32 applied

Short-term without guest licence Yes

Yes

Short-term call sign prefix OM/

OM9/

Long-term with guest licence Yes
Application:
https://www.teleoff.gov.sk/files/urad/odbory-oddelenia/odbor-spravy-frekvencneho-spektra/skusky-osobitnej-odbornej-sposobilosti/amaterska-radiokomunikacna-sluzba/nove-osvedcenie-bez-skusky/49215_ziadost-uznanie_radioamateri_2019.docx
to:
Úrad pre reguláciu elektronických komunikácií (see above)

Yes
Application:
https://www.teleoff.gov.sk/files/urad/odbory-oddelenia/odbor-spravy-frekvencneho-spektra/skusky-osobitnej-odbornej-sposobilosti/amaterska-radiokomunikacna-sluzba/nove-osvedcenie-bez-skusky/49215_ziadost-uznanie_radioamateri_2019.docx
to:
Úrad pre reguláciu elektronických komunikácií (see above)

Long-term call sign prefix OM9A**

OM9A**

Extensions /AM, /M, /MM, /P (optional)

/AM, /M, /MM, /P (optional)

Equivalent national class Class E

Class N; old D

Band	Frequency Range ¹	Power (PEP) ¹	Bandwidth/Modes ²	Frequency Range ¹	Power (PEP) ¹	Bandwidth/Modes ²
2200 m 630 m	135.700 – 137.800 kHz	1 W EIRP	200 Hz ³	135.700 – 137.800 kHz	1 W EIRP	200 Hz ³
	472.000 – 475.000 kHz	1 W EIRP ⁴	200 Hz ⁵	472.000 – 475.000 kHz	1 W EIRP ⁴	200 Hz ⁵
	475.000 – 479.000 kHz	1 W EIRP ⁴		475.000 – 479.000 kHz	1 W EIRP ⁴	
160 m	1.810 – 1.838 MHz	750 W	200 Hz ⁵	1.810 – 1.838 MHz	100 W	200 Hz ⁵
	1.838 – 1.840 MHz	750 W	500 Hz	1.838 – 1.840 MHz	100 W	500 Hz
	1.840 – 1.850 MHz	750 W	2.7 kHz	1.840 – 1.850 MHz	100 W	2.7 kHz
	1.850 – 2.000 MHz	10 W	2.7 kHz	1.850 – 2.000 MHz	10 W	2.7 kHz
	3.500 – 3.570 MHz	750 W	200 Hz ⁵	3.500 – 3.570 MHz	100 W	200 Hz ⁵
80 m	3.570 – 3.580 MHz	750 W	200 Hz	3.570 – 3.580 MHz	100 W	200 Hz
	3.580 – 3.600 MHz	750 W	500 Hz	3.580 – 3.600 MHz	100 W	500 Hz
	3.600 – 3.800 MHz	750 W	2.7 kHz	3.600 – 3.800 MHz	100 W	2.7 kHz
	5.3515 – 5.354 MHz	15 W EIRP	200 Hz ⁵	5.3515 – 5.354 MHz	15 W EIRP	200 Hz ⁵
	5.354 – 5.366 MHz	15 W EIRP	2.7 kHz	5.354 – 5.366 MHz	15 W EIRP	2.7 kHz
40 m	5.366 – 5.3665 MHz	15 W EIRP	20 Hz	5.366 – 5.3665 MHz	15 W EIRP	20 Hz
	7.000 – 7.040 MHz	750 W	200 Hz ⁵	7.000 – 7.040 MHz	100 W	200 Hz ⁵
	7.040 – 7.050 MHz	750 W	500 Hz	7.040 – 7.050 MHz	100 W	500 Hz
30 m	7.050 – 7.200 MHz	750 W	2.7 kHz	7.050 – 7.200 MHz	100 W	2.7 kHz
	10.100 – 10.130 MHz	750 W	200 Hz ⁵	10.100 – 10.130 MHz	100 W	200 Hz ⁵
	10.130 – 10.150 MHz	750 W	500 Hz	10.130 – 10.150 MHz	100 W	500 Hz
20 m	14.000 – 14.070 MHz	750 W	200 Hz ⁵	14.000 – 14.070 MHz	100 W	200 Hz ⁵
	14.070 – 14.099 MHz	750 W	500 Hz	14.070 – 14.099 MHz	100 W	500 Hz
	14.099 – 14.101 MHz ⁶			14.099 – 14.101 MHz ⁶		
17 m	14.101 – 14.350 MHz	750 W	2.7 kHz	14.101 – 14.350 MHz	100 W	2.7 kHz
	18.068 – 18.0965 MHz	750 W	200 Hz ⁵	18.068 – 18.0965 MHz	100 W	200 Hz ⁵
	18.095 – 18.109 MHz	750 W	500 Hz	18.095 – 18.109 MHz	100 W	500 Hz
	18.109 – 18.111 MHz ⁶			18.109 – 18.111 MHz ⁶		
	18.111 – 18.168 MHz	750 W	2.7 kHz	18.111 – 18.168 MHz	100 W	2.7 kHz

15 m	21.000 – 21.070 MHz	750 W	200 Hz ⁵	21.000 – 21.070 MHz	100 W	200 Hz ⁵
	21.070 – 21.110 MHz	750 W	500 Hz	21.070 – 21.110 MHz	100 W	500 Hz
	21.110 – 21.120 MHz	750 W	2.7 kHz	21.110 – 21.120 MHz	100 W	2.7 kHz
	21.120 – 21.149 MHz	750 W	500 Hz	21.120 – 21.149 MHz	100 W	500 Hz
	21.149 – 21.151 MHz ⁶			21.149 – 21.151 MHz ⁶		
12 m	21.151 – 21.450 MHz	750 W	2.7 kHz	21.151 – 21.450 MHz	100 W	2.7 kHz
	24.890 – 24.915 MHz	750 W	200 Hz ⁵	24.890 – 24.915 MHz	100 W	200 Hz ⁵
	24.915 – 24.929 MHz	750 W	500 Hz	24.915 – 24.929 MHz	100 W	500 Hz
	24.929 – 24.931 MHz ⁶			24.929 – 24.931 MHz ⁶		
	24.931 – 24.990 MHz	750 W	2.7 kHz	24.931 – 24.990 MHz	100 W	2.7 kHz
10 m	28.000 – 28.070 MHz	750 W	200 Hz ⁵	28.000 – 28.070 MHz	100 W	200 Hz ⁵
	28.070 – 28.190 MHz	750 W	500 Hz	28.070 – 28.190 MHz	100 W	500 Hz
	28.190 – 28.225 MHz ⁶			28.190 – 28.225 MHz ⁶		
	28.225 – 29.000 MHz	750 W	2.7 kHz	28.225 – 29.000 MHz	100 W	2.7 kHz
	29.000 – 29.300 MHz	750 W	6 kHz	29.000 – 29.300 MHz	100 W	6 kHz
6 m	29.300 – 29.510 MHz ⁷	750 W	6 kHz	29.300 – 29.510 MHz ⁷	100 W	6 kHz
	29.510 – 29.520 MHz ⁸			29.510 – 29.520 MHz ⁸		
	29.520 – 29.700 MHz	750 W	6 kHz	29.520 – 29.700 MHz	100 W	6 kHz
	50.000 – 50.100 MHz	750 W	500 Hz ⁹	50.000 – 50.100 MHz	100 W	500 Hz ⁹
	50.100 – 50.300 MHz	750 W	2.7 kHz ¹⁰	50.100 – 50.300 MHz	100 W	2.7 kHz ¹⁰
4 m	50.300 – 50.400 MHz	750 W	2.7 kHz ¹¹	50.300 – 50.400 MHz	100 W	2.7 kHz ¹¹
	50.400 – 50.500 MHz	750 W	1 kHz ¹²	50.400 – 50.500 MHz	100 W	1 kHz ¹²
	50.500 – 52.000 MHz	750 W	12 kHz	50.500 – 52.000 MHz	100 W	12 kHz
	70.000 – 70.100 MHz	10 W ERP	1 kHz ¹²	70.000 – 70.100 MHz	10 W ERP	1 kHz ¹²
	70.100 – 70.250 MHz	10 W ERP	2.7 kHz ¹³	70.100 – 70.250 MHz	10 W ERP	2.7 kHz ¹³
2 m	70.250 – 70.294 MHz	10 W ERP	12 kHz ¹⁴	70.250 – 70.294 MHz	10 W ERP	12 kHz ¹⁴
	70.294 – 70.500 MHz	10 W ERP	12 kHz ¹⁵	70.294 – 70.500 MHz	10 W ERP	12 kHz ¹⁵
	144.000 – 144.025 MHz	750 W	2.7 kHz	144.000 – 144.025 MHz	100 W	2.7 kHz
	144.025 – 144.100 MHz	750 W	500 Hz ⁵	144.025 – 144.100 MHz	100 W	500 Hz ⁵
	144.100 – 144.150 MHz	750 W	500 Hz ¹²	144.100 – 144.150 MHz	100 W	500 Hz ¹²
70 cm	144.150 – 144.400 MHz	750 W	2.7 kHz ¹³	144.150 – 144.400 MHz	100 W	2.7 kHz ¹³
	144.400 – 144.490 MHz	750 W	500 Hz ¹²	144.400 – 144.490 MHz	100 W	500 Hz ¹²
	144.491 – 144.493 MHz	750 W	500 Hz ¹⁶	144.491 – 144.493 MHz	100 W	500 Hz ¹⁶
	144.500 – 144.794 MHz	750 W	20 kHz	144.500 – 144.794 MHz	100 W	20 kHz
	144.794 – 144.9625 MHz	750 W	12 kHz ¹⁷	144.794 – 144.9625 MHz	100 W	12 kHz ¹⁷
	144.975 – 145.194 MHz	750 W	12 kHz ¹⁸	144.975 – 145.194 MHz	100 W	12 kHz ¹⁸
	145.194 – 145.206 MHz	750 W	12 kHz ¹⁹	145.194 – 145.206 MHz	100 W	12 kHz ¹⁹
	145.206 – 145.5625 MHz	750 W	12 kHz ²⁰	145.206 – 145.5625 MHz	100 W	12 kHz ²⁰
	145.575 – 145.7935 MHz	750 W	12 kHz ²¹	145.575 – 145.7935 MHz	100 W	12 kHz ²¹
	145.794 – 145.806 MHz	750 W	12 kHz ¹⁹	145.794 – 145.806 MHz	100 W	12 kHz ¹⁹
	145.806 – 146.000 MHz	750 W	12 kHz	145.806 – 146.000 MHz	100 W	12 kHz
	430.000 – 431.975 MHz	750 W	20 kHz	430.000 – 431.975 MHz	100 W	20 kHz
	432.000 – 432.100 MHz	750 W	500 Hz ¹²	432.000 – 432.100 MHz	100 W	500 Hz ¹²
	432.100 – 432.400 MHz	750 W	2.7 kHz ¹³	432.100 – 432.400 MHz	100 W	2.7 kHz ¹³
	432.400 – 432.490 MHz	750 W	500 Hz ¹²	432.400 – 432.490 MHz	100 W	500 Hz ¹²
	432.500 – 432.975 MHz	750 W	12 kHz	432.500 – 432.975 MHz	100 W	12 kHz
	433.000 – 433.575 MHz	750 W	12 kHz ²⁰	433.000 – 433.575 MHz	100 W	12 kHz ²⁰
	433.600 – 434.000 MHz	750 W	any	433.600 – 434.000 MHz	100 W	any
	434.000 – 434.981 MHz	750 W	12 kHz ²²	434.000 – 434.981 MHz	100 W	12 kHz ²²
	435.000 – 436.000 MHz ⁷	750 W		435.000 – 436.000 MHz ⁷	100 W	435.000
436.000 – 438.000 MHz	750 W	²³	436.000 – 438.000 MHz	100 W	²³	
23 cm	438.000 – 440.000 MHz	750 W	any	438.000 – 440.000 MHz	100 W	any
	1.240 – 1.2405 GHz	750 W	2.7 kHz	1.240 – 1.2405 GHz	100 W	2.7 kHz
	1.2405 – 1.24075 GHz	750 W	500 Hz ²⁴	1.2405 – 1.24075 GHz	100 W	500 Hz ²⁴
	1.240 – 1.2405 GHz	750 W	2.7 kHz	1.240 – 1.2405 GHz	100 W	2.7 kHz
	1.24075 – 1.241 GHz	750 W	20 kHz ²⁰	1.24075 – 1.241 GHz	100 W	20 kHz ²⁰
	1.241 – 1.24325 GHz	750 W	20 kHz	1.241 – 1.24325 GHz	100 W	20 kHz
	1.24325 – 1.260 GHz	750 W	²⁵	1.24325 – 1.260 GHz	100 W	²⁵
	1.260 – 1.270 GHz ⁷	750 W		1.260 – 1.270 GHz ⁷	100 W	
	1.270 – 1.272 GHz	750 W	20 kHz	1.270 – 1.272 GHz	100 W	20 kHz
	1.272 – 1.290994 GHz	750 W	²⁵	1.272 – 1.290994 GHz	100 W	²⁵
	1.290994 – 1.291481 GHz	750 W	20 kHz ²⁰	1.290994 – 1.291481 GHz	100 W	20 kHz ²⁰
	1.291494 – 1.296 GHz	750 W	²⁶	1.240 – 1.296 GHz	100 W	²⁶
	1.296 – 1.29615 GHz	750 W	500 Hz ¹²	1.296 – 1.29615 GHz	100 W	500 Hz ¹²
	1.29615 – 1.2968 GHz	750 W	2.7 kHz ¹³	1.29615 – 1.2968 GHz	100 W	2.7 kHz ¹³
	1.2968 – 1.296994 GHz	750 W	500 Hz ²⁴	1.2968 – 1.296994 GHz	100 W	500 Hz ²⁴
1.296994 – 1.297481 GHz	750 W	20 kHz ²⁰	1.296994 – 1.297481 GHz	100 W	20 kHz ²⁰	
13 cm	1.298 – 1.299 GHz	750 W	20 kHz	1.298 – 1.299 GHz	100 W	20 kHz
	1.299 – 1.29975 GHz	750 W	150 kHz	1.299 – 1.29975 GHz	100 W	150 kHz
	1.29975 – 1.300 GHz	750 W	20 kHz	1.29975 – 1.300 GHz	100 W	20 kHz
	2.300 – 2.320 GHz	750 W	20 kHz	2.300 – 2.320 GHz	100 W	20 kHz
	2.320 – 2.3208 GHz	750 W	any	2.320 – 2.3208 GHz	100 W	any
	2.3208 – 2.321 GHz	750 W	²⁴	2.3208 – 2.321 GHz	100 W	²⁴
	2.321 – 2.322 GHz	750 W	20 kHz ²⁰	2.321 – 2.322 GHz	100 W	20 kHz ²⁰
	2.322 – 2.400 GHz	750 W	any	2.322 – 2.400 GHz	100 W	any
2.400 – 2.450 GHz ⁷	750 W		2.400 – 2.450 GHz ⁷	100 W		

9 cm	3.400 – 3.4008 GHz	750 W	500 Hz ¹²	3.400 – 3.4008 GHz	100 W	500 Hz ¹²
	3.4008 – 3.400995 GHz	750 W	500 Hz ²⁴	3.4008 – 3.400995 GHz	100 W	500 Hz ²⁴
6 cm	3.401 – 3.410 GHz	750 W	2.7 kHz	3.401 – 3.410 GHz	100 W	2.7 kHz
	5.650 – 5.670 GHz	750 W	2.7 kHz	5.650 – 5.670 GHz	100 W	2.7 kHz
	5.670 – 5.700 GHz	750 W	¹⁷	5.670 – 5.700 GHz	100 W	¹⁷
	5.720 – 5.760 GHz	750 W	any	5.720 – 5.760 GHz	100 W	any
	5.760 – 5.7608 GHz	750 W	2.7 kHz	5.760 – 5.7608 GHz	100 W	2.7 kHz
	5.7608 – 5.76099 GHz	750 W	²⁴	5.7608 – 5.76099 GHz	100 W	²⁴
	5.761 – 5.762 GHz	750 W	2.7 kHz	5.761 – 5.762 GHz	100 W	2.7 kHz
3 cm	5.762 – 5.850 GHz	750 W	any	5.762 – 5.850 GHz	100 W	any
	10.000 – 10.150 GHz	750 W	¹⁷	10.000 – 10.150 GHz	100 W	¹⁷
	10.150 – 10.250 GHz	750 W	any	10.150 – 10.250 GHz	100 W	any
	10.250 – 10.350 GHz	750 W	¹⁷	10.250 – 10.350 GHz	100 W	¹⁷
	10.350 – 10.368 GHz	750 W	any	10.350 – 10.368 GHz	100 W	any
	10.368 – 10.3688 GHz	750 W	2.7 kHz	10.368 – 10.3688 GHz	100 W	2.7 kHz
	10.3688 – 10.36899 GHz ⁶	750 W		10.3688 – 10.36899 GHz ⁶	100 W	
	10.369 – 10.370 GHz	750 W	2.7 kHz	10.369 – 10.370 GHz	100 W	2.7 kHz
	10.370 – 10.500 GHz	750 W	any	10.370 – 10.500 GHz	100 W	any
	24.000 – 24.048 GHz	750 W	any	24.000 – 24.048 GHz	100 W	any
1.2 cm	24.048 – 24.0488 GHz	750 W	2.7 kHz	24.048 – 24.0488 GHz	100 W	2.7 kHz
	24.0488 – 24.048995 GHz ⁶	750 W		24.0488 – 24.048995 GHz ⁶	100 W	
	24.049 – 24.050 GHz	750 W	2.7 kHz	24.049 – 24.050 GHz	100 W	2.7 kHz
	24.050 – 24.250 GHz	750 W	any	24.050 – 24.250 GHz	100 W	any
6 mm	47.000 – 47.088 GHz	750 W	any	47.000 – 47.088 GHz	100 W	any
	47.088 – 47.090 GHz	750 W	2.7 kHz	47.088 – 47.090 GHz	100 W	2.7 kHz
	47.090 – 47.200 GHz	750 W	any	47.090 – 47.200 GHz	100 W	any
4 mm	75.500 – 76.000 GHz	750 W	2.7 kHz	75.500 – 76.000 GHz	100 W	2.7 kHz
	76.000 – 77.500 GHz	750 W	any	76.000 – 77.500 GHz	100 W	any
	77.500 – 77.501 GHz	750 W	2.7 kHz	77.500 – 77.501 GHz	100 W	2.7 kHz
	77.501 – 81.000 GHz	750 W	any	77.501 – 81.000 GHz	100 W	any
2.5 mm	122.250 – 122.251 GHz	750 W	2.7 kHz	122.250 – 122.251 GHz	100 W	2.7 kHz
	122.251 – 123.000 GHz	750 W	any	122.251 – 123.000 GHz	100 W	any
2 mm	134.000 – 134.928 GHz	750 W	any	134.000 – 134.928 GHz	100 W	any
	134.928 – 134.930 GHz	750 W	2.7 kHz	134.928 – 134.930 GHz	100 W	2.7 kHz
	134.930 – 141.000 GHz	750 W	any	134.930 – 141.000 GHz	100 W	any
1.2 mm	241.000 – 250.000 GHz	750 W	any	241.000 – 250.000 GHz	100 W	any

Notes

- ¹ The official amateur radio regulations published on 2022-09-01 do not contain any definition regarding Classes E and N in terms of frequency ranges and power classes. In an announcement dated 2022-08-31 (<http://www.hamradio.sk/>), the national Slovak amateur radio club Slovenský zväz rádioamatérov (SZR) recommended to adhere to the power limits that had been applied before the new regulation came into force. In another announcement dated 2023-02-15, the SZR described the administrative procedure, by which new amateur radio permits are now being issued that indicate the maximum power according to the licence class.
- ² Bandwidth and modes according to the IARU Region 1 band plan (please refer to the list at the end of this document)
- ³ CW, QRSS, digital
- ⁴ 5 W EIRP in geographical areas with a distance of more than 800 km from the border
- ⁵ CW
- ⁶ Beacon stations, reception only
- ⁷ Satellite communication
- ⁸ Guard channel
- ⁹ Beacon stations, CW
- ¹⁰ SSB, CW
- ¹¹ Any mode, digital
- ¹² Digital, CW
- ¹³ Digital, CW, SSB
- ¹⁴ AM, FM
- ¹⁵ FM
- ¹⁶ Digital, beacon stations
- ¹⁷ Digital
- ¹⁸ FM, digital voice, repeater stations (input)
- ¹⁹ FM, digital voice, space communication
- ²⁰ FM, digital voice
- ²¹ FM, digital voice, repeater stations (output)
- ²² Any mode, ATV
- ²³ Satellite communication, DATV, data
- ²⁴ Digital, CW, beacon stations
- ²⁵ ATV, DATV
- ²⁶ Repeater input

Info

Zbierka Zákonov Slovenskej Republiky: Vyhláška Úradu pre reguláciu elektronických komunikácií a poštových služieb z 22. augusta 2022, ktorou sa ustanovujú prevádzkové podmienky pre amatérske stanice. https://www.slovlex.sk/static/pdf/2022/291/ZZ_2022_291_20220901.pdf (current as of 2022-09-01)

—: The National Table of Frequency Allocations (NTFA) Slovak Republic. https://www.vus.sk/ntfs/php_test/index.php?jazyk=ang (current as of 2024-11-15)

Slovenia

	Full	Novice
Short-term w/o guest licence	+	+
Long-term with guest licence	+	+

Licensing authority Agencija za komunikacijska omrežja in storitve Republike Slovenije (AKOS)/
Agency for Communication Networks and Services of the Republic of Slovenia
Stegne 7, 1000 Ljubljana, Slovenia
Tel: +386 1 583-6300
Fax: +386 1 511-1101
E-mail: info.box@akos-rs.si
Website: <https://www.akos-rs.si/en/>

IARU member society Zveza radioamaterjev Slovenije (ZRS)
Bezjakova ulica 151, Pekre, SI-2341 Limbuš, Slovenia
Tel: +386 70 595959
E-mail: zrs-hq@hamradio.si
Website: <http://www.hamradio.si>

Implementation **CEPT Licence**
T/R 61-01 implemented
T/R 61-02 / HAREC implemented

CEPT Novice Licence
ECC/REC/(05)06 implemented
ERC Report 32 applied

Short-term without guest licence Yes

Yes

Short-term call sign prefix S5/

S5/

Long-term with guest licence Yes
Application:
https://www.akos-rs.si/fileadmin/user_upload/Vloga_za_radioamatersko_dovoljenje.dotx
to:
AKOS (see above)

Yes
Application:
https://www.akos-rs.si/fileadmin/user_upload/Vloga_za_radioamatersko_dovoljenje.dotx
to:
AKOS (see above)

Extensions /AM, /M, /MM, /P (optional)

/AM, /M, /MM, /P (optional)

Equivalent national class Class A

Class N

Band	Frequency Range	Power (PEP)	Bandwidth/ Modes ¹	Frequency Range	Power (PEP)	Bandwidth/ Modes ¹
2200 m	135.700 – 137.800 kHz	1 W EIRP	500 Hz			
630 m	472.000 – 479.000 kHz	5 W EIRP	any			
160 m	1.810 – 2.000 MHz	1.5 kW	any			
80 m	3.500 – 3.800 MHz	1.5 kW	any	3.500 – 3.800 MHz	100 W	any
60 m	5.3515 – 5.3665 MHz	15 W EIRP	any			
40 m	7.000 – 7.200 MHz	1.5 kW	any	7.000 – 7.200 MHz	100 W	any
30 m	10.100 – 10.150 MHz	300 W	any			
20 m	14.000 – 14.350 MHz	1.5 kW	any			
17 m	18.068 – 18.168 MHz	1.5 kW	any			
15 m	21.000 – 21.450 MHz	1.5 kW	any	21.000 – 21.450 MHz	100 W	any
12 m	24.890 – 24.990 MHz	1.5 kW	any			
10 m	28.000 – 29.700 MHz	1.5 kW	any	28.000 – 29.700 MHz	100 W	any
8 m	40.660 – 40.700 MHz	100 W	any			
6 m	50.000 – 52.000 MHz	100 W	any	50.000 – 52.000 MHz	25 W	any
4 m	70.000 – 70.450 MHz	100 W	any	70.000 – 70.450 MHz	25 W	any
2 m	144.000 – 146.000 MHz	1.5 kW	any	144.000 – 146.000 MHz	25 W	any
70 cm	430.000 – 432.000 MHz	50 W	any	430.000 – 440.000 MHz	25 W	any
	432.000 – 438.000 MHz	1.5 kW	any			
	438.000 – 440.000 MHz	50 W	any			
23 cm	1.240 – 1.300 GHz	300 W	any			
13 cm	2.300 – 2.450 GHz	300 W	any			
9 cm	3.400 – 3.410 GHz	100 W	any			
6 cm	5.650 – 5.830 GHz	100 W	any			
3 cm	10.000 – 10.500 GHz	100 W	any			
1.2 cm	24.000 – 24.250 GHz	50 W	any			
6 mm	47.000 – 48.500 GHz	50 W	any			
4 mm	75.500 – 81.500 GHz	50 W	any			
2.5 mm	122.250 – 123.000 GHz	50 W	any			
2 mm	134.000 – 141.000 GHz	50 W	any			
1.2 mm	241.000 – 250.000 GHz	50 W	any			

Notes

¹ Bandwidth and modes according to the IARU Region 1 band plan (please refer to the list at the end of this document)

Info

Agencija za komunikacijska omrežja in storitve Republike Slovenije (AKOS-RS): *Splošni akt o načrtu uporabe radijskih frekvenc (NURF-4)*. *General Act on the radio frequency utilisation plan (NURF-4)*. https://www.akos-rs.si/fileadmin/user_upload/dokumenti/Javna_posvetovanja_in_razpisi/Nurf/NURF_4.4a.4b.NUPB.pdf (current as of 2020-10-15)
—: *Splošni akt o pogojih za uporabo radijskih frekvenc, namenjenih radioamaterski in radioamaterski satelitski storitvi*. http://pisrs.si/Pis.web/pregledPredpisa?id=AKT_1304 (current as of 2024-10-03)



*South Africa

	Full	Novice
Short-term w/o guest licence	+	-
Long-term with guest licence	+	-

Licensing authority
Independent Communications Authority of South Africa (ICASA)
Private Bag X10, Highveld Park 0169, South Africa
Street address: 350 Witch-Hazel Ave, Eco-Park Estate, Centurion 0144, South Africa
Tel: +27 12 568-3000/3001
E-mail: info@icasa.org.za; speclicensing@icasa.org.za
Website: https://www.icasa.org.za/

IARU member society
South African Radio League (SARL)
P. O. Box 1721, Strubens Valley 1735, South Africa
Street address: Sender Technology Park, Octave Street, Honeydew, Johannesburg, South Africa
Tel: +27 (087) 822 1464
Fax: +27 (086) 299 0566
E-mail: admin@sarl.org.za
Website: http://www.sarl.org.za

Implementation
CEPT Licence
T/R 61-01 implemented^{1 2}
T/R 61-02 / HAREC implemented
CEPT Novice Licence
ECC/REC/(05)06 not implemented
ERC Report 32 not applied

Short-term without guest licence
Yes
No

Short-term call sign prefix
ZS/
Optional digit designating the province:
ZS1/ Western Cape
ZS2/ Eastern Cape
ZS3/ Northern Cape
ZS4/ Free State
ZS5/ KwaZulu-Natal
ZS6/ Gauteng, Limpopo, Mpumalanga, North West

Long-term with guest licence
Yes
Application:
<http://www.sarl.org.za/public/licences/guestfrm.htm>
to:
SARL (see above)
No

Long-term call sign prefix
ZS1-6 (see above)

Extensions
/M

Equivalent national class
Class A

Band	Frequency Range	Power (PEP)	Bandwidth/ Modes
2200 m	135.700 – 137.800 kHz	1 W EIRP	any ³
630 m	472.000 – 479.000 kHz	5 W EIRP	any ³
160 m	1.810 – 2.000 MHz	1 kW	any ³
80 m	3.500 – 3.800 MHz	1 kW	any ³
60 m	5.290 MHz ⁴	400 W	any ³
	5.350 – 5.3515 MHz	400 W	any ³
	5.3515 – 5.3665 MHz	15 W EIRP	any ³
	5.3665 – 5.450 MHz	400 W	any ³
40 m	7.000 – 7.200 MHz	1 kW	any ³
30 m	10.100 – 10.150 MHz	400 W	any ³
20 m	14.000 – 14.350 MHz	1 kW	any ³
17 m	18.068 – 18.168 MHz	1 kW	any ³
15 m	21.000 – 21.450 MHz	1 kW	any ³
12 m	24.890 – 24.990 MHz	1 kW	any ³
10 m	28.000 – 29.700 MHz	1 kW	any ³
6 m	50.000 – 53.000 MHz	1 kW	any ³
	53.000 – 54.000 MHz	400 W	any ³
4 m	70.000 – 70.300 MHz	400 W	any ³
2 m	144.000 – 146.000 MHz	1 kW	any ³
70 cm	430.000 – 440.000 MHz	1 kW	any ³
23 cm	1.240 – 1.300 GHz	1 kW	any ⁵
13 cm	2.300 – 2.450 GHz	400 W	any ⁵
9 cm			
6 cm	5.650 – 5.850 GHz	400 W	any ⁵
3 cm	10.000 – 10.500 GHz	400 W	any
1.2 cm	24.000 – 24.250 GHz	400 W	any

6 mm	47.000 – 47.200 GHz	400 W	any
4 mm	76.000 – 81.500 GHz	400 W	any
2.5 mm	122.250 – 123.000 GHz	400 W	any
2 mm	134.000 – 141.000 GHz	400 W	any
1.2 mm	241.000 – 250.000 GHz	400 W	any

Notes

- ¹ Guest licence and landing permission required for SANAE base in Antarctica (ZS7), Prince Edward Island and Marion Island (ZS8)
- ² According to the South African Radio League (SARL), visitors from CEPT countries must inform the SARL of their visit, dates and contact details while in South Africa. This information should be supplied at least one week before the visit to admin@sarl.org.za.
- ³ Any mode except pulse or fast scan TV
- ⁴ WSPR beacons only
- ⁵ Any mode except pulse

Info

South African Radio League (SARL): *Amateur radio frequency bands*.

<http://www.sarl.org.za/Web3/Members/DoDocDownload.aspx?X=20150826225225XIPBDepvPP.PDF> (current as of 2015-04-05)

—: *Guest / Reciprocal Licensing*. <http://www.sarl.org.za/public/licences/guest.asp> (current as of 2024-11-15)

Independent Communications Authority of South Africa (ICASA): *National Radio Frequency Plan 2021 (NRFP-21)*.

<https://www.icasa.org.za/uploads/files/National-Radio-Frequency-Plan-2021.pdf> (current as of 2022-03-15)



Spain

	Full	Novice
Short-term w/o guest licence	+	-
Long-term with guest licence	+	-

Licensing authority Dirección General de Ordenación de los Servicios de Digitalización y de Comunicación Audiovisual (DGOSDCA)
 Área de Concesiones y Autorizaciones (Radioaficionados)
 Poeta Joan Maragall, 41, E-28020 Madrid, Spain
 E-mail: radioaficionados@economia.gob.es
 Website: <https://avancedigital.mineco.gob.es/es-es/Paginas/index.aspx>

IARU member society Unión de Radioaficionados Españoles (URE)
 P. O. Box 55055, E-28053 Madrid, Spain
 Street address: Avda. Monte Igueldo nº 102, E-28053 Madrid, Spain
 Tel.: +34 914 77 1413
 E-mail: ure@ure.es
 Website: <https://www.ure.es>

Implementation **CEPT Licence** T/R 61-01 implemented
 T/R 61-02 / HAREC implemented
CEPT Novice Licence ECC/REC/(05)06 not implemented
 ERC Report 32 not applied

Short-term without guest licence Yes

Short-term call sign prefix EA/
 Optional digit designating the district:
 EA1/ Asturias, Ávila, Burgos, Cantabria, La Coruña, La Rioja, León, Lugo, Orense, Palencia, Pontevedra, Salamanca, Segovia, Soria, Valladolid, Zamora
 EA2/ Álava, Guipúzcoa, Huesca, Navarra, Teruel, Vizcaya, Zaragoza
 EA3/ Barcelona, Girona, Lleida, Tarragona
 EA4/ Badajoz, Cáceres, Ciudad Real, Cuenca, Guadalajara, Madrid, Toledo
 EA5/ Albacete, Alicante, Castellón, Murcia, Valencia
 EA6/ Baleares
 EA7/ Almería, Cádiz, Córdoba, Granada, Huelva, Jaén, Málaga, Sevilla
 EA8/ Las Palmas, Santa Cruz de Tenerife
 EA9/ Ceuta, Melilla

Long-term with guest licence Yes
 Info: <https://www.ure.es/licensing-and-basic-info-for-visitor-hams/>
 Application to local administration: <https://avance.digital.gob.es/es-es/Jefaturas/Paginas/contacto.aspx>

Long-term call sign prefix EA1-9 (see above)

Extensions /M, /MA [móvil aeronáutica], /MM, /P (optional)

Equivalent national class CEPT

Band	Frequency Range	Power (PEP)	Bandwidth/ Modes ¹
2200 m	135.700 – 137.800 kHz	1 W EIRP	200 Hz
630 m	472.000 – 479.000 kHz	1 W EIRP ²	any
160 m	1.810 – 1.830 MHz	500 W	6 kHz
	1.830 – 1.850 MHz	1 kW	6 kHz
	1.850 – 2.000 MHz ³	1 kW	6 kHz
80 m	3.500 – 3.800 MHz	1 kW	6 kHz
60 m	5.3515 – 5.3665 MHz	15 W EIRP	3 kHz
40 m	7.000 – 7.200 MHz	1 kW	6 kHz
30 m	10.100 – 10.150 MHz	500 W	6 kHz
20 m	14.000 – 14.350 MHz	1 kW	6 kHz
17 m	18.068 – 18.168 MHz	1 kW	6 kHz
15 m	21.000 – 21.450 MHz	1 kW	6 kHz
12 m	24.890 – 24.990 MHz	1 kW	6 kHz
10 m	28.000 – 29.700 MHz	1 kW	6 kHz
8 m ⁴	40.650 – 40.750 MHz	25 W	any
6 m ⁵	50.000 – 52.000 MHz	600 W	16 kHz
4 m	70.150 – 70.250 MHz	10 W	16 kHz

2 m	144.000 – 146.000 MHz	600 W ⁶	16 kHz
70 cm	430.000 – 440.000 MHz	300 W ⁶	16 kHz
23 cm	1.240 – 1.300 GHz	500 W EIRP	any
13 cm	2.300 – 2.316 GHz ⁷	500 W EIRP	any
	2.316 – 2.332 GHz	500 W EIRP	any ⁸
	2.332 – 2.450 GHz ⁹	500 W EIRP	any
9 cm	5.650 – 5.660 GHz ⁷	500 W EIRP	any
	5.660 – 5.684 GHz	500 W EIRP	any
	5.684 – 5.850 GHz ⁷	500 W EIRP	any
3 cm	10.000 – 10.500 GHz	500 W EIRP	any
1.2 cm	24.000 – 24.050 GHz	1 kW EIRP	any
	24.050 – 24.250 GHz ⁷	500 W EIRP	any
6 mm	47.000 – 47.200 GHz	1 kW EIRP	any
4 mm	76.000 – 77.500 GHz ⁷	500 W EIRP	any
	77.500 – 78.000 GHz	1 kW EIRP	any
2.5 mm ⁴	78.000 – 81.000 GHz ⁷	500 W EIRP	any
	122.250 – 123.000 GHz	500 W EIRP	any
2 mm	134.000 – 136.000 GHz	1 kW EIRP	any
	136.000 – 141.000 GHz ⁷	500 W EIRP	any
1.2 mm	241.000 – 248.000 GHz	500 W EIRP	any
	248.000 – 250.000 GHz ⁷	1 kW EIRP	any

Notes

- ¹ Bandwidth and modes according to the IARU Region 1 band plan (please refer to the list at the end of this document)
- ² 5 W EIRP in geographical areas with a distance of more than 800 km from the African continent
- ³ Contest operation only in international contests (temporarily approved until 2025-12-31)
- ⁴ Special permission required (for Spanish licence holders only)
- ⁵ Antennas with a gain of < 6 dB
- ⁶ 1 kW PEP for EME and MS communication
- ⁷ Special permission required (for Spanish licence holders only)
- ⁸ 2.320–2.321 GHz: no FM operation permitted
- ⁹ Special permission required (for Spanish licence holders only), except 2.400–2.410 GHz (1.5 kW EIRP/directional antenna with a gain of > 21.5 dBi): satellite communication via Es'Hail 2 (QO-100) allowed without special permission (temporarily approved until 2025-12-26)

Info

Ministerio de Industria, Energía y Turismo: *Orden IET/1311/2013, de 9 de julio, por la que se aprueba el Reglamento de uso del dominio público radioeléctrico por radioaficionados*. <https://www.boe.es/boe/dias/2013/07/12/pdfs/BOE-A-2013-7624.pdf> (current as of 2013-07-12)

—: *Resolución de 25 de junio de 2015, de la Secretaría de Estado de Telecomunicaciones y para la Sociedad de la Información, por la que se publican los requisitos técnicos de las interfaces reglamentadas IR-46 a IR-54 e IR-56 a IR-67 relativas a los equipos de radioaficionados*. <https://www.boe.es/boe/dias/2015/07/09/pdfs/BOE-A-2015-7704.pdf> (current as of 2015-07-09)

—: *Resolución de 3 de noviembre de 2015, de la Secretaría de Estado de Telecomunicaciones y para la Sociedad de la Información, por la que se publican los requisitos técnicos de las interfaces reglamentadas IR- 240 a IR- 257 relativas a los equipos de radioaficionados por satélite*. <https://www.boe.es/boe/dias/2015/11/13/pdfs/BOE-A-2015-12281.pdf> (current as of 2015-11-13)

—: *Resolución de 6 de noviembre de 2015, de la Secretaría de Estado de Telecomunicaciones y para la Sociedad de la Información, por la que se publican los requisitos técnicos de las interfaces reglamentadas IR- 234 a IR- 239, relativas a los equipos de radioaficionados*. <https://www.boe.es/boe/dias/2015/11/20/pdfs/BOE-A-2015-12559.pdf> (current as of 2015-11-20)

Ministerio de Asuntos Económicos y Transformación Digital: *Orden ETD/625/2023, de 12 de junio, por la que se modifica la Orden ETD/1449/2021, de 16 de diciembre, por la que se aprueba el Cuadro Nacional de Atribución de Frecuencias*. <https://www.boe.es/boe/dias/2023/06/16/pdfs/BOE-A-2023-14422.pdf> (current as of 2023-06-16)

Ministerio de Transformación Digital: *Resolución de la Secretaría de Estado de Telecomunicaciones e Infraestructuras Digitales por la que se autoriza la realización, en determinadas condiciones y con carácter temporal y experimental, de emisiones del servicio de aficionados en la banda de frecuencias 2400 a 2410 MHz por titulares de autorizaciones de radioaficionado*. <https://www.ure.es/?wpdmdl=1483546> (current as of 2024-12-31)

—: *Resolución de la Secretaría de Estado de Telecomunicaciones e Infraestructuras Digitales por la que se autoriza, en determinadas condiciones y con carácter temporal y experimental, la utilización de frecuencias en la banda de 1800 kHz por titulares de autorizaciones de radioaficionado*. <https://www.ure.es/?wpdmdl=753763> (current as of 2024-12-31)

Ministerio para la de Transformación Digital y de la Función Pública: *Resolución de la Secretaría de Estado de Telecomunicaciones e Infraestructuras Digitales por la que se autoriza, en determinadas condiciones y con carácter temporal y experimental, el uso de la banda de frecuencias de 40 MHz (8 metros) por titulares de autorizaciones de radioaficionado*. <https://www.ure.es/?wpdmdl=1503648> (current as of 2024-04-02)

Unión Radioaficionados Españoles (URE): *Bandas atribuidas*. <https://www.ure.es/bandas-atribuidas> (current as of 2024-11-15)

—: *Licensing and basic info for visitor hams*. <https://www.ure.es/licensing-and-basic-info-for-visitor-hams/> (current as of 2025-01-30)

Sweden

	Full	Novice
Short-term		
w/o guest licence	+	-
Long-term		
with guest licence	+	-

Licensing authority Post- och telestyrelsen (PTS)/Swedish Post and Telecom Authority
 Box 6101, 102 32 Stockholm, Sweden
 Street address: Hålsingegatan 38, 113 43 Stockholm, Sweden
 Tel: +46 8 678-5500
 E-mail: pts@pts.se
 Website: https://pts.se/

IARU member society Föreningen Sveriges Sändareamatörer (SSA)
 P. O. Box 45, SE-19121 Sollentuna, Sweden
 Street address: Turebergs Allé 2, Sollentuna, Sweden
 Tel: +46 (70) 958 57 05
 E-mail: hq@ssa.se
 Website: https://www.ssa.se

Implementation **CEPT Licence** T/R 61-01 implemented
 T/R 61-02 / HAREC implemented

CEPT Novice Licence ECC/REC/(05)06 not implemented
 ERC Report 32 not applied

Short-term without guest licence Yes No

Short-term call sign prefix SM/ or SA/
 Optional digit designating the region (län):
 SM1/ Gotland
 SM2/ Norrbotten, Västerbotten
 SM3/ Gävleborg, Jämtland, Västernorrland
 SM4/ Dalarna, Örebro, Värmland
 SM5/ Östergötland, Södermanland, Uppsala, Västmanland
 SM6/ Halland, Västra Götaland
 SM7/ Blekinge, Jönköping, Kalmar, Kronoberg, Skåne
 SMØ/ Stockholm

Long-term with guest licence Yes No
 Info:
<https://www.ssa.se/international/obtaining-a-swedish-callsign/>

Long-term call sign prefix SA1-7, Ø (see above)

Extensions /M, /P (optional)

Equivalent national class Class 1/HAREC

Band	Frequency Range	Power (PEP)	Bandwidth/ Modes
2200 m	135.700 – 137.800 kHz	1 W ERP	any
630 m	472.000 – 479.000 kHz	1 W EIRP	any
160 m	1.810 – 1.850 MHz	200 W ¹	any
	1.850 – 1.900 MHz	10 W	any
	1.900 – 1.950 MHz	100 W	any
	1.950 – 2.000 MHz	10 W	any
80 m	3.500 – 3.800 MHz	200 W ¹	any
60 m	5.3515 – 5.3665 MHz	15 W EIRP	any
40 m	7.000 – 7.200 MHz	200 W ¹	any
30 m	10.100 – 10.150 MHz	150 W	any
20 m	14.000 – 14.350 MHz	200 W ¹	any
17 m	18.068 – 18.168 MHz	200 W ¹	any
15 m	21.000 – 21.450 MHz	200 W ¹	any
12 m	24.890 – 24.990 MHz	200 W ¹	any
10 m	28.000 – 29.700 MHz	200 W ¹	any
6 m	50.000 – 52.000 MHz	200 W	any
4 m			
2 m	144.000 – 146.000 MHz	200 W ¹	any
70 cm	432.000 – 438.000 MHz	200 W ¹	any
23 cm	1.240 – 1.300 GHz	200 W ¹	any
13 cm	2.400 – 2.450 GHz	100 mW	any
9 cm			
6 cm	5.650 – 5.850 GHz	200 W ¹	any
3 cm	10.000 – 10.500 GHz	200 W ¹	any
1.2 cm	24.000 – 24.250 GHz	200 W ¹	any
6 mm	47.000 – 47.200 GHz	200 W ¹	any

4 mm	75.500 – 81.000 GHz	200 W ¹	any
2.5 mm	122.250 – 123.000 GHz	200 W ¹	any
2 mm	134.000 – 141.000 GHz	200 W ¹	any
1.2 mm	241.000 – 250.000 GHz	200 W ¹	any

Notes

¹ 1 kW PEP on application, special permission required, issued per calendar year (temporarily approved until 2026-12-31)

Info

Post- och telestyrelsen (PTS): *Post- och telestyrelsens allmänna råd (PTSFS 2019:1) om den svenska frekvensplanen.*

https://pts.se/contentassets/dd03b7d4f64543dabddb305f96a54ea2/pts_allmanna-rad-om-den-svenska-frekvensplanen-ptsfs2019-1.pdf (current as of 2019-06-17)

—: *Amateur radio licences in Sweden.* <https://pts.se/contentassets/8a829f8840544a8d9e83f3c69f0eaa70/amateur-radio-in-sweden-1.pdf> (current as of 2022-07-01)

—: *Amatörradio med effekt tillförd antennsystemet på upp till 1000 W (p.e.p).* <https://radiotillstand.pts.se/amateur/create> (current as of 2024-06-14)

Föreningen Sveriges Sändareamatörer (SSA): *Obtaining a Swedish callsign.* <https://www.ssa.se/international/obtaining-a-swedish-callsign/> (current as of 2025-01-30)



Switzerland

	Full	Novice
Short-term w/o guest licence	+	+
Long-term with guest licence	+	+

Licensing authority Bundesamt für Kommunikation (BAKOM)/Federal Office of Communication (OFCOM)
Postfach 256, CH-2501 Biel, Switzerland
Street address: Zukunftstrasse 44, CH-2501 Biel, Switzerland
Tel: +41 58 460-5511
Fax: +41 58 463-1824
E-mail: kf-fk@bakom.admin.ch
Website: <https://www.bakom.admin.ch/bakom/en/home.html>

IARU member society Union Schweizerischer Kurzwellen-Amateure (USKA)
Bahnhofstrasse 26, CH-5000 Aarau, Switzerland
Tel: +41 (79) 842 6559
E-mail: sekr@uska.ch
Website: <http://uska.ch>

Implementation **CEPT Licence**
T/R 61-01 implemented
T/R 61-02 / HAREC implemented

CEPT Novice Licence
ECC/REC/(05)06 implemented
ERC Report 32 applied

Short-term without guest licence Yes

Yes

Short-term call sign prefix HB9/

HB3/

Long-term with guest licence Yes
Info:
<https://www.uvek.egov.swiss/de/amateurfunk/rufzeichen-privatpersonen-beschreibung>

Yes
Info:
<https://www.uvek.egov.swiss/de/amateurfunk/rufzeichen-privatpersonen-beschreibung>

Long-term call sign prefix HB9

HB3

Extensions /AM, /M, /MM, /P (optional)

/AM, /M, /MM, /P (optional)

Equivalent national class CEPT Concession

Class 3 Concession¹

Band	Frequency Range	Power (PEP)	Bandwidth/ Modes	Frequency Range	Power (PEP)	Bandwidth/ Modes
2200 m	135.700 – 137.800 kHz	1 W ERP	any			
630 m	472.000 – 479.000 kHz	5 W EIRP	any			
160 m	1.810 – 2.000 MHz	1 kW	any	1.810 – 2.000 MHz	100 W	any
80 m	3.500 – 3.800 MHz	1 kW	any	3.500 – 3.800 MHz	100 W	any
60 m	5.3515 – 5.3665 MHz	15 W EIRP	any			
40 m	7.000 – 7.200 MHz	1 kW	any			
30 m	10.100 – 10.150 MHz	1 kW	any			
20 m	14.000 – 14.350 MHz	1 kW	any			
17 m	18.068 – 18.168 MHz	1 kW	any			
15 m	21.000 – 21.450 MHz	1 kW	any	21.000 – 21.450 MHz	100 W	any
12 m	24.890 – 24.990 MHz	1 kW	any			
10 m	28.000 – 29.700 MHz	1 kW	any	28.000 – 29.700 MHz	100 W	any
6 m	50.000 – 52.000 MHz	100 W	any			
4 m	70.000 – 70.0375 MHz	25 W ERP	any			
	70.1125 – 70.500 MHz	25 W ERP	any			
2 m	144.000 – 146.000 MHz	1 kW	any	144.000 – 146.000 MHz	50 W	any
70 cm	430.000 – 440.000 MHz	1 kW	any	430.000 – 440.000 MHz	50 W	any
23 cm	1.240 – 1.260 GHz ²	1 kW	any			
	1.260 – 1.270 GHz ³	1 kW	any			
	1.270 – 1.300 GHz	1 kW	any			
13 cm	2.300 – 2.308 GHz ²	100 W	any			
	2.308 – 2.312 GHz	100 W	any			
	2.312 – 2.450 GHz ²	100 W	any			
9 cm	5.650 – 5.670 GHz ^{2,3}	100 W	any			
6 cm	5.670 – 5.725 GHz ²	100 W	any			
	5.725 – 5.850 GHz	100 W	any			
3 cm	10.000 – 10.500 GHz	100 W	any			
1.2 cm	24.000 – 24.250 GHz	10 W	any			
6 mm	47.000 – 47.200 GHz	10 W	any			
4 mm	76.000 – 81.500 GHz	10 W	any			
2.5 mm	122.250 – 123.000 GHz	10 W	any			
2 mm	134.000 – 141.000 GHz	10 W	any			
1.2 mm	241.000 – 250.000 GHz	10 W	any			

Notes

- ¹ Only unmodified commercial transmitters permitted
- ² Special permission required
- ³ Satellite communication (uplink) only

Info

Bundesamt für Kommunikation (BAKOM): *Auszug aus dem Fernmeldegesetz und den entsprechenden Verordnungen. Auszug aus den Bestimmungen des Radioreglements für den Amateurfunk.*

[https://www.bakom.admin.ch/dam/bakom/de/dokumente/bakom/frequenzen_und_antennen/Frequenznutzung mit oder ohne Konzessionen/Amateurfunk/vorschriften_fueramateurfunk.pdf.download.pdf/vorschriften_fueramateurfunk.pdf](https://www.bakom.admin.ch/dam/bakom/de/dokumente/bakom/frequenzen_und_antennen/Frequenznutzung_mit_oder_ohne_Konzessionen/Amateurfunk/vorschriften_fueramateurfunk.pdf.download.pdf/vorschriften_fueramateurfunk.pdf) (current as of 2019-01-22)

—: *National Frequency Allocation Plan online.* <https://www.ofcomnet.ch/#/fatTable> (current as of 2022-04-13)

—: *Verordnung des BAKOM über die Nutzung des Funkfrequenzspektrums (VVNF).* <https://www.fedlex.admin.ch/eli/cc/2020/914/de> (current as of 2024-06-01)



Türkiye

	Full	Novice
Short-term w/o guest licence	+	-
Long-term with guest licence	+	-

Licensing authority

Bilgi Teknolojileri ve İletişim Kurumu (BTK)
P. O. Box 06530, Çankaya / Ankara, Türkiye
Street address: Eskişehir Yolu 10. Km No: 276, Çankaya / Ankara, Türkiye
Tel: +90 312 412 2000
Fax: +90 312 412 2080
Website: <https://www.btk.gov.tr/>

Kıyı Emniyeti Genel Müdürlüğü (KEGM)/Directorate General of Coastal Safety
Telsiz İşletme Müdürlüğü/Radio Operation Directorate
Beşyol Mah. İnönü Cad. No:3/1
34295 Küçükçekmece, Sefaköy / İstanbul, Türkiye
Tel: +90 216 531-4000
Fax: +90 212 579-76253
E-mail: amatortelsiz@kiyiemniyeti.gov.tr
Website: https://www.kiyiemniyeti.gov.tr/telsiz_mudurlugu

IARU member society

Türkiye Radyo Amatörleri Cemiyeti (TRAC)
P. K. 73, TR-07002 Muratpaşa, Antalya, Türkiye
Street address: Miralay Şefik Bey sokak. No:13/2, Gümüşsuyu/Beyoğlu, İstanbul, Türkiye
Tel: +90 212 2873513
E-mail: trachq@trac.org.tr
Website: <https://www.trac.org.tr>

Implementation

CEPT Licence

T/R 61-01 implemented¹
T/R 61-02 / HAREC implemented

CEPT Novice Licence

ECC/REC/(05)06 not implemented
ERC Report 32 not applied

Short-term without guest licence

Yes

No

Short-term call sign prefix

TA1/ Çanakkale Avrupa, Edirne, İstanbul Avrupa, Kırklareli, Tekirdağ
TA2/ Ankara, Bartın, Bilecik, Bolu, Düzce, Eskişehir, İstanbul Asya, Karabük, Kırıkkale, Kocaeli, Sakarya, Yalova, Zonguldak
TA3/ Balıkesir, Bursa, Çanakkale Asya, İzmir, Manisa
TA4/ Afyonkarahisar, Antalya, Aydın, Burdur, Denizli, Isparta, Kütahya, Muğla, Uşak
TA5/ Adana, Aksaray, Hatay, Karaman, Konya, Mersin, Nevşehir, Niğde, Osmaniye
TA6/ Amasya, Çankırı, Çorum, Kastamonu, Kırşehir, Samsun, Sinop, Tokat, Yozgat
TA7/ Bayburt, Erzincan, Giresun, Gümüşhane, Kayseri, Ordu, Sivas, Trabzon, Tunceli
TA8/ Adıyaman, Bingöl, Diyarbakır, Elâzığ, Gaziantep, Kahramanmaraş, Kilis, Malatya, Mardin, Şanlıurfa, Şırnak
TA9/ Ağrı, Ardahan, Artvin, Batman, Bitlis, Erzurum, Hakkâri, Iğdır, Kars, Muş, Rize, Siirt, Van
TAØ/ Islands

Long-term with guest licence (1 year)

Yes
Application to:
KEGM (see above)

No

Long-term call sign prefix

Short-term:
TA1-ØZ (see above)

Extensions

Equivalent national class²

CEPT Licence with CW examination (5 wpm): Class A
CEPT Licence without CW examination: Class B
HAREC: Class B

Band

Frequency Range	Power (PEP)	Bandwidth/ Modes
2200 m 135.700 – 137.800 kHz	1 W EIRP	A1A, A1B, A1D
630 m 472.000 – 479.000 kHz	5 W EIRP	A1A, A1B, A1D
160 m 1.810 – 1.832 MHz 1.832 – 1.835 MHz	400 W 400 W	A1A, A1D A1A, A1D, J3E
80 m 1.835 – 1.850 MHz 3.500 – 3.800 MHz	400 W 400 W	A1A, A1D ³

60 m	5.3515 – 5.3665 MHz	15 W EIRP	³
40 m	7.000 – 7.200 MHz	400 W	³
30 m	10.100 – 10.150 MHz	100 W	CW, digital
20 m	14.000 – 14.350 MHz	400 W	³
17 m	18.068 – 18.168 MHz	400 W	³
15 m	21.000 – 21.450 MHz	400 W	³
12 m	24.890 – 24.990 MHz	400 W	³
10 m	28.000 – 29.700 MHz	400 W	^{4,5}
6 m	50.000 – 52.000 MHz	100 W	⁴
4 m			
2 m	144.000 – 146.000 MHz	400/5 W ⁶	⁴
70 cm	430.200 – 430.700 MHz	400 W	⁴
	431.550 – 431.825 MHz	400 W	⁴
	432.000 – 432.975 MHz	400/5 W ⁶	⁴
	433.400 – 433.575 MHz	400 W	⁴
	435.000 – 437.975 MHz	400 W	⁴
	439.150 – 439.425 MHz	400 W	⁴
23 cm	1.240 – 1.300 GHz	400/5 W ⁶	⁴
13 cm			
9 cm			
6 cm	5.650 – 5.670 GHz	400 W	⁴
	5.820 – 5.850 GHz	400 W	⁴
3 cm	10.450 – 10.452 GHz	400 W	⁴
1.2 cm	24.000 – 24.050 GHz	400 W	⁴
6 mm	47.000 – 47.200 GHz	400 W	⁴
4 mm	75.500 – 76.000 GHz	400 W	⁴
2.5 mm			
2 mm	134.000 – 142.000 GHz	400 W	⁴
1.2 mm			

Notes

- ¹ Copies of the official letters from the Undersecretariat of Customs (<http://www.tcswat.org/images/Customs.gif>), the Police Headquarters (<https://www.tcswat.org/images/EGM.pdf>) and the Telecommunications Authority (TK) (<http://www.tcswat.org/images/TK.gif> and <https://www.tcswat.org/images/TK2.gif>) should be printed out and presented at the customs.
- ² According to CEPT Recommendation T/R 61-01, a CW examination is required for the use of hf bands (below 30 MHz).
- ³ A1A, A1B, A1D, A2A, A3J, F1A, F1D, F2B, F2A, H3E, J2A, J2B, J2D, J3C, J3E, R3E
- ⁴ A1A, A1B, A1D, A2A, A2B, A3J, A3F, J3F, F1A, F1D, F2B, F2A, F2B, F3E, F3F, G3E, H3E, J2A, J2B, J2C, J2D, J3E, J3F, R3E
- ⁵ F3E, G3E only 29.500–29.700 MHz
- ⁶ 5 W PEP for FM with handheld equipment

Info

Bilgi Teknolojileri ve İletişim Kurulu (BTK): *Amatör Telsiz Arayüz Özellikleri Dokümanları*.

<https://www.btk.gov.tr/uploads/boarddecisions/telsiz-arayuz-dokumanlari/247-web.pdf> (current as of 2018-07-23)

—: *Amatör Sistemleri Telsiz Arayüz Özellikleri Dokümanları*. <https://www.btk.gov.tr/uploads/pages/amator-sistemleri-tad.pdf> (current as of 2018-12-28)

Türkiye Radyo Amatörleri Cemiyeti (TRAC): *Foreign operators*. <https://trac.org.tr/tr/foreign-operators> (current as of 2019-05-08)

Giresun Telsiz Radyo Amatörleri Derneği (GİTRAD): *Amatör Cihaz ve Sistemleri Teknik Ölçütleri ve Band Planı*. <https://gitrad.org.tr/wp-content/uploads/2023/05/fremi.pdf> (current as of 2023-05-07)

Ukraine

	Full	Novice
Short-term w/o guest licence	+	+
Long-term with guest licence	+	+

Licensing authority
National Commission for the State Regulation of Electronic Communications,
Radio Frequency Spectrum and the Provision of Postal Services (NCEC)
Solomianska Str. 3, 03110 Kyiv, Ukraine
Tel: +38 (044) 202-0010; +38 (044) 202-0022
Fax: +38 (044) 202-0043
E-mail: kabmin_doc@krzi.gov.ua
Website: <https://nkek.gov.ua/>

Ukrayinss'kyi Derzhanvnyy Tsentr Radiochastot (UDTsR)/Ukrainian State Centre of Radio Frequencies (UCRF)
151, Beresteiskyi ave, 03180 Kyiv, Ukraine
Tel: +38 (044) 422-8103, +38 (044) 422-8585
Fax: +38 (044) 422 8181
E-mail: int.@ucrf.gov.ua

IARU member society
Liga radioamatoriv Ukrayjni/Ukrainian Amateur Radio League (UARL)
P. O. Box 56 Kyiv-1, 01001, Ukraine
Street address: Office 29, 52/2 Peremohy Ave., Kyiv 03057, Ukraine
Tel: +38 (067) 406-0601
E-mail: ux7uu@ukr.net <UX7UU>
Website: <http://www.uarl.org.ua>

Implementation
CEPT Licence
T/R 61-01 implemented
T/R 61-02 / HAREC implemented
CEPT Novice Licence
ECC/REC/(05)06 implemented according to national amateur radio regulations, but Ukraine not included in the List of CEPT Countries (ECC/REC/(05)06, Annex 2)
ERC Report 32 applied

Short-term without guest licence
Yes

Yes

Short-term call sign prefix
UT/

UT/

Long-term with guest licence
Yes
Application:
<https://zakon.rada.gov.ua/laws/show/zc205-11>
to:
UCRF (see above)

Yes
Application:
<https://zakon.rada.gov.ua/laws/show/zc205-11>
to:
UCRF (see above)

Extensions
/AM, /M, /MM, /P (optional)

/AM, /M, /MM, /P (optional)

Equivalent national class
Category A

Category B

Band	Frequency Range	Power (PEP)	Bandwidth/ Modes ¹	Frequency Range	Power (PEP)	Bandwidth/ Modes ¹
2200 m	135.700 – 137.800 kHz	1 W EIRP	CW, digital			
630 m	1.810 – 1.838 MHz	100 W	CW	1.810 – 1.838 MHz	50 W	CW
160 m	1.838 – 1.840 MHz	100 W	CW, digital	1.838 – 1.840 MHz	50 W	CW, digital
	1.840 – 1.842 MHz	100 W	CW, SSB, digital	1.840 – 1.842 MHz	50 W	CW, SSB, digital
	1.842 – 1.850 MHz	100 W	CW, SSB	1.842 – 1.850 MHz	50 W	CW, SSB
	1.850 – 1.900 MHz	10 W	CW, SSB	1.850 – 1.900 MHz	5 W	CW, SSB
	1.900 – 2.000 MHz	10 W	CW, SSB, AM	1.900 – 2.000 MHz	5 W	CW, SSB, AM
80 m	3.500 – 3.573 MHz	200 W	CW	3.500 – 3.573 MHz	100 W	CW
	3.573 – 3.600 MHz	200 W	CW, digital	3.573 – 3.600 MHz	100 W	CW, digital
	3.600 – 3.620 MHz	200 W	CW, SSB, digital	3.600 – 3.620 MHz	100 W	CW, SSB, digital
	3.620 – 3.730 MHz	200 W	CW, SSB	3.620 – 3.700 MHz	100 W	CW, SSB
	3.730 – 3.740 MHz	200 W	CW, SSB, SSTV	3.730 – 3.740 MHz	100 W	SSTV
	3.740 – 3.800 MHz	200 W	CW, SSB			
60 m	7.000 – 7.040 MHz	200 W	CW	7.000 – 7.040 MHz	100 W	CW
40 m	7.040 – 7.050 MHz	200 W	CW, digital, SSTV	7.040 – 7.050 MHz	100 W	CW, digital, SSTV
	7.050 – 7.080 MHz	200 W	CW, SSB, digital, SSTV	7.050 – 7.080 MHz	100 W	CW, SSB, digital, SSTV
	7.080 – 7.200 MHz	200 W	CW, SSB	7.080 – 7.100 MHz	100 W	CW, SSB
30 m	10.100 – 10.140 MHz	200 W	CW	10.100 – 10.140 MHz	100 W	CW
	10.140 – 10.150 MHz	200 W	CW, digital	10.140 – 10.150 MHz	100 W	CW, digital
20 m	14.000 – 14.070 MHz	200 W	CW	14.000 – 14.070 MHz	100 W	CW
	14.070 – 14.099 MHz	200 W	CW, digital	14.070 – 14.099 MHz	100 W	CW, digital

17 m	14.099 – 14.101 MHz ²		14.099 – 14.101 MHz ²	
	14.101 – 14.112 MHz	200 W	14.101 – 14.112 MHz	100 W CW, digital
			14.112 – 14.250 MHz	100 W CW
	14.112 – 14.225 MHz	200 W		
	14.225 – 14.235 MHz	200 W		
	14.235 – 14.350 MHz	200 W		
	18.068 – 18.100 MHz	200 W	18.068 – 18.100 MHz	100 W CW
	18.100 – 18.109 MHz	200 W	18.100 – 18.109 MHz	100 W CW, digital
	18.109 – 18.111 MHz ²		18.109 – 18.111 MHz ²	
	18.111 – 18.168 MHz	200 W	18.111 – 18.168 MHz	100 W CW, SSB
15 m	21.000 – 21.074 MHz	200 W	21.000 – 21.074 MHz	100 W CW
	21.074 – 21.120 MHz	200 W	21.074 – 21.120 MHz	100 W CW, digital
	21.120 – 21.149 MHz	200 W	21.120 – 21.149 MHz	100 W CW
	21.149 – 21.151 MHz ²		21.149 – 21.151 MHz ²	
	21.151 – 21.335 MHz	200 W	21.151 – 21.250 MHz	100 W CW, SSB
	21.335 – 21.345 MHz	200 W	21.250 – 21.450 MHz	100 W CW
	21.345 – 21.450 MHz	200 W		
	24.890 – 24.915 MHz	200 W	24.890 – 24.915 MHz	100 W CW
	24.915 – 24.929 MHz	200 W	24.915 – 24.929 MHz	100 W CW, digital
12 m	24.929 – 24.931 MHz ²		24.929 – 24.931 MHz ²	
	24.931 – 24.990 MHz	200 W	24.931 – 24.990 MHz	100 W CW, SSB
	28.000 – 28.070 MHz	200 W	28.000 – 28.070 MHz	100 W CW
	28.070 – 28.150 MHz	200 W	28.070 – 28.150 MHz	100 W CW, digital
	28.150 – 28.199 MHz	200 W	28.150 – 28.199 MHz	100 W CW
	28.199 – 28.201 MHz ²		28.199 – 28.201 MHz ²	
	28.201 – 28.300 MHz	200 W	28.201 – 28.300 MHz	100 W CW, SSB
	28.300 – 28.320 MHz	200 W	28.300 – 28.320 MHz	100 W CW, SSB, digital
	28.320 – 28.675 MHz	200 W	28.320 – 28.675 MHz	100 W CW, SSB
	28.675 – 28.685 MHz	200 W	28.675 – 28.685 MHz	100 W CW, SSB, SSTV
10 m	28.685 – 28.800 MHz	200 W	28.685 – 28.800 MHz	100 W CW, SSB
	28.800 – 29.200 MHz	200 W	28.800 – 29.200 MHz	100 W CW, SSB, AM
	29.200 – 29.300 MHz	200 W	29.200 – 29.300 MHz	100 W CW, SSB, AM, digital
	29.300 – 29.510 MHz ³	200 W	29.300 – 29.510 MHz ³	100 W
	29.510 – 29.520 MHz ⁴		29.510 – 29.520 MHz ⁴	
	29.520 – 29.700 MHz	200 W	29.520 – 29.700 MHz	100 W CW, SSB, FM
	50.000 – 50.080 MHz ²			
	50.080 – 50.100 MHz	50 W		
	50.100 – 50.300 MHz	50 W		
	50.300 – 50.400 MHz	50 W		
6 m	50.400 – 50.500 MHz	50 W		
	50.500 – 52.000 MHz	50 W		
	144.000 – 144.035 MHz ⁵	5 W	144.035 – 144.110 MHz	5 W CW
	144.035 – 144.110 MHz	5 W	144.110 – 144.150 MHz	5 W CW, digital
	144.110 – 144.150 MHz	5 W	144.150 – 144.180 MHz	5 W CW, SSB, digital
	144.150 – 144.180 MHz	5 W		
			144.180 – 144.360 MHz	5 W CW, SSB
	144.180 – 144.360 MHz	5 W	144.360 – 144.399 MHz	5 W CW, SSB, digital
	144.360 – 144.399 MHz	5 W		
4 m	144.400 – 144.490 MHz ²		144.400 – 144.490 MHz ²	
	144.490 – 144.794 MHz	5 W	144.500 – 144.794 MHz	5 W CW, SSB, FM, digital, SSTV, RTTY
	144.794 – 144.994 MHz	5 W	144.794 – 144.994 MHz	5 W digital
	145.194 – 145.806 MHz	5 W	145.194 – 145.806 MHz	5 W FM, digital
	145.806 – 146.000 MHz ³	5 W	145.806 – 146.000 MHz ³	5 W
	430.000 – 432.000 MHz	5 W	430.000 – 432.000 MHz	5 W FM, digital
	432.000 – 432.025 MHz ⁵	5 W	432.025 – 432.100 MHz	5 W CW
	432.025 – 432.100 MHz	5 W	432.100 – 432.500 MHz	5 W CW, SSB, digital
	432.100 – 432.500 MHz	5 W		
2 m			432.500 MHz	5 W SSTV
	432.500 – 433.394 MHz	5 W	432.500 – 433.394 MHz	5 W CW, SSB, FM, AM, digital
	433.394 – 433.400 MHz	5 W	433.394 – 433.400 MHz	5 W FM
	433.400 – 433.400 MHz	5 W	433.400 – 433.400 MHz	5 W SSTV
	433.400 – 433.500 MHz	5 W	433.400 – 433.500 MHz	5 W FM
	433.500 – 433.500 MHz	5 W	433.500 – 433.500 MHz	5 W FM, digital
	433.500 – 433.581 MHz	5 W	433.500 – 433.581 MHz	5 W CW, FM,

	433,500 – 433,581 MHz	5 W	CW, FM, digital	433.581 – 435.000 MHz	5 W	digital CW, SSB, FM, AM,
	433,581 – 435,000 MHz	5 W	CW, SSB, FM, AM, digital	435.000 – 438.000 MHz ³	5 W	digital
	435.000 – 438.000 MHz ³	5 W	FM	438.000 – 438.025 MHz	5 W	FM
	438.000 – 438.025 MHz	5 W	FM	438.025 – 438.175 MHz	5 W	FM, digital
	438.025 – 438.175 MHz	5 W	FM, digital	438.175 – 440.000 MHz	5 W	FM
	438.175 – 440.000 MHz	5 W	FM			
23 cm						
13 cm						
9 cm						
6 cm	5.650 – 5.660 GHz	5 W	CW, SSB, FM	5.650 – 5.670 GHz	5 W	CW, SSB, FM
	5.660 – 5.670 GHz ⁶	5 W	CW, SSB, FM			
	5.830 – 5.850 GHz ⁶	5 W				
3 cm	10.100 – 10.150 GHz	5 W	CW, SSB, FM	10.100 – 10.150 GHz	5 W	CW, SSB, FM
1.2 cm	24.000 – 24.050 GHz	5 W	CW, SSB, FM	24.000 – 24.050 GHz	5 W	CW, SSB, FM
6 mm	47.000 – 47.200 GHz	5 W	CW, SSB, FM	47.000 – 47.200 GHz	5 W	CW, SSB, FM
4 mm	76.000 – 81.000 GHz	5 W	CW, SSB, FM	76.000 – 81.000 GHz	5 W	CW, SSB, FM
2.5 mm	122.250 – 123.000 GHz	5 W	CW, SSB, FM	122.250 – 123.000 GHz	5 W	CW, SSB, FM
2 mm	134.000 – 141.000 GHz	5 W	CW, SSB, FM	134.000 – 141.000 GHz	5 W	CW, SSB, FM
1.2 mm	241.000 – 250.000 GHz	5 W	CW, SSB, FM	241.000 – 250.000 GHz	5 W	CW, SSB, FM

Notes

- ¹ Bandwidth and modes according to IARU Region 1 band plan (please refer to the list at the end of this document)
- ² Beacon stations, reception only
- ³ Satellite communication
- ⁴ Guard channel
- ⁵ EME communication
- ⁶ Satellite, EME communication

Info

National Commission for the State Regulation of Communications and Informatization (NCCIR): *Postanova pro zatverdzenyia Rehlamentu amators'koho radiozv'yazku Ukrainy*. <https://zakon.rada.gov.ua/laws/show/z1106-23> (current as of 2023-06-29)

Kabinet Ministriv Ukraini: *Natsional'na tablyta rozpodilu smuh radiochastot Ukrainy*. <https://zakon.rada.gov.ua/laws/file/text/111/f531833n283.docx> (current as of 2023-12-19)

Ukrainian State Centre of Radiofrequencies: *Dokument vtrativ chinnist' na pidstavi Postanovi Natsional'noyi komisiyi, shcho zdiysnyuye derzhavne rehulyuvannya u sferakh elektronnykh komunikatsiy, radiochastotnoho spectra ta nadannya pocluh poshtovoho zv'yazky. N 173 (z1106-23) vid 10.05.2023*. <https://zakon.rada.gov.ua/laws/show/zc205-11> (current as of 2023-07-21)

United Kingdom of Great Britain and Northern Ireland

	Full	Novice
Short-term w/o guest licence	+	-
Long-term with guest licence	+	-

Licensing authority	Office of Communications (Ofcom) Riverside House, 2a Southwark Bridge Road, London SE1 9HA, England Tel: +44 300 123-1000; +44 20 7981-3131 E-mail: spectrum.licensing@ofcom.org.uk Website: https://www.ofcom.org.uk/
IARU member society	Radio Society of Great Britain (RSGB) 3 Abbey Court, Fraser Rd., Priory Business Park, Bedford MK44 3WH, England Tel: +44 (0) 1234 832700 E-mail: gm.dept@rsgb.org.uk Website: https://rsgb.org

Implementation¹	CEPT Licence T/R 61-01 implemented T/R 61-02 / HAREC implemented	CEPT Novice Licence ECC/REC/(05)06 not implemented ERC Report 32 not applied
Short-term without guest licence	Yes	No
Short-term call sign prefix	M/ England MD/ Isle of Man MI/ Northern Ireland MJ/ Jersey MM/ Scotland MU/ Guernsey MW/ Wales	
Long-term with guest licence	Yes Application for a Full (Temporary Reciprocal) Licence: https://www.ofcom.org.uk/spectrum/radio-equipment/online-licensing-service or https://www.ofcom.org.uk/siteassets/resources/documents/manage-your-licence/amateur/ofw346-amateur-radio-application.pdf?v=332723	No
Long-term call sign prefix	M* (see above)	
Extensions	/M, /MM, /P (optional)	
Equivalent national class	Full Licence	

Band	Frequency Range	Power (PEP)	Bandwidth/ Modes
2200 m	135.700 – 137.800 kHz	1 W ERP	any
630 m	472.000 – 479.000 kHz	5 W EIRP	any
160 m	1.810 – 1.850 MHz	1 kW	any
	1.850 – 2.000 MHz	32 W	any
80 m	3.500 – 3.800 MHz	1 kW	any
60 m ²	5.2585 – 5.264 MHz	100 W ³	6 kHz
	5.276 – 5.284 MHz	100 W ³	6 kHz
	5.2885 – 5.292 MHz	100 W ³	6 kHz
	5.298 – 5.307 MHz	100 W ³	6 kHz
	5.313 – 5.323 MHz	100 W ³	6 kHz
	5.333 – 5.338 MHz	100 W ³	6 kHz
	5.354 – 5.358 MHz	100 W ³	6 kHz
	5.362 – 5.3745 MHz	100 W ³	6 kHz
	5.378 – 5.382 MHz	100 W ³	6 kHz
	5.395 – 5.4015 MHz	100 W ³	6 kHz
	5.4035 – 5.4065 MHz	100 W ³	6 kHz
40 m	7.000 – 7.200 MHz	1 kW	any
30 m	10.100 – 10.150 MHz	400 W	any
20 m	14.000 – 14.350 MHz	1 kW	any
17 m	18.068 – 18.168 MHz	1 kW	any
15 m	21.000 – 21.450 MHz	1 kW	any
12 m	24.890 – 24.990 MHz	1 kW	any
10 m	28.000 – 29.700 MHz	1 kW	any
6 m	50.000 – 51.000 MHz	1 kW	any
	51.000 – 52.000 MHz	100 W	any
4 m	70.000 – 70.500 MHz	160 W	any
2 m	144.000 – 146.000 MHz	1 kW	any
70 cm	430.000 – 432.000 MHz ⁴	40 W ERP	any

	432.000 – 440.000 MHz	400 W	any
23 cm	1.240 – 1.325 GHz	400 W	any
13 cm	2.310 – 2.350 GHz	400 W	any
	2.390 – 2.450 GHz	400 W	any
9 cm	3.400 – 3.410 GHz	400 W	any
6 cm	5.650 – 5.680 GHz	400 W	any
	5.755 – 5.765 GHz	400 W	any
	5.820 – 5.850 GHz	400 W	any
3 cm	10.000 – 10.125 GHz	400 W	any
	10.225 – 10.475 GHz	400 W	any
1.2 cm	24.000 – 24.050 GHz	1 kW	any
	24.050 – 24.150 GHz ⁵	400 W	any
	24.150 – 24.250 GHz	400 W	any
6 mm	47.000 – 47.200 GHz	1 kW	any
4 mm	75.500 – 75.875 GHz	400 W	any
	75.875 – 76.000 GHz	1 kW	any
	76.000 – 77.500 GHz	400 W	any
	77.500 – 78.000 GHz	1 kW	any
	78.000 – 81.000 GHz	400 W	any
2.5 mm	122.250 – 123.000 GHz	400 W	any
2 mm	134.000 – 136.000 GHz	1 kW	any
	136.000 – 141.000 GHz	400 W	any
1.2 mm	241.000 – 248.000 GHz	400 W	any
	248.000 – 250.000 GHz	1 kW	any

Notes

- ¹ T/R 61-01, T/R 61-02 and ECC/REC/(05)06 are not implemented in the British Overseas Territories (VP2, VP5, VP6, VP8, VP9, VPØ, VQ9, ZB2, ZC4, ZD7, ZD8, ZD9)
- ² No mobile or portable operation permitted
- ³ Maximum radiated power 200 W EIRP
- ⁴ 431.000–432.000 MHz not available within 100 km radius of Charing Cross, London (51° 30' 30" N 0° 7' 24" W)
- ⁵ Special permission required

Info

Office of Communications (Ofcom): *Amateur Radio Wireless Telegraphy Licence Conditions Booklet*.

<https://www.ofcom.org.uk/siteassets/resources/documents/spectrum/emf/emf-amateur-licence-terms-and-conditions.pdf?v=368354>
(current as of 2024-09-18)

—: *UK Frequency Allocation Table (UKFAT)*. <http://static.ofcom.org.uk/static/spectrum/fat.html> (current as of 2022-08-03)

*United States of America – ITU Region 2

United States (conterminous states including District of Columbia, Alaska, Hawaii), Johnston Island, Midway Island, Navassa Island, U.S. Virgin Islands, Puerto Rico, Desecheo Island

	Full	Novice
Short-term w/o guest licence	+	+
Long-term with guest licence	(+)	(+)

Licensing authority
Federal Communications Commission (FCC)
45 L Street NE, Washington, DC 20554, USA
Tel: +1 888 225-5322
Fax: 1 866 418-0232
Website: <https://www.fcc.gov/>

IARU member society
American Radio Relay League (ARRL)
225 Main Street, Newington, CT 06111-1400, USA
Tel: +1 (860) 594-0200
Fax: +1 (860) 594-0259
E-mail: hq@arrl.org
Website: <https://www.arrl.org>

Implementation¹
CEPT Licence
T/R 61-01 implemented
T/R 61-02 / HAREC not implemented

Short-term without guest licence
Yes

Short-term call sign prefix

KH3/	Johnston Island ²
KH4/	Midway Island ²
KH6/	Hawaii
KH7/	Kure Island ²
KL7/	Alaska
KP1/	Navassa Island ²
KP2/	U.S. Virgin Islands
KP4/	Commonwealth of Puerto Rico
KP5/	Desecheo Island ²
W1/	Connecticut, Maine, Massachusetts, New Hampshire, Rhode Island, Vermont
W2/	New Jersey, New York
W3/	Delaware, District of Columbia, Maryland, Pennsylvania
W4/	Alabama, Florida, Georgia, Kentucky, North Carolina, South Carolina, Tennessee, Virginia
W5/	Arkansas, Louisiana, Mississippi, New Mexico, Oklahoma, Texas
W6/	California
W7/	Arizona, Idaho, Montana, Nevada, Oregon, Utah, Washington, Wyoming
W8/	Michigan, Ohio, West Virginia
W9/	Illinois, Indiana, Wisconsin
WØ/	Colorado, Iowa, Kansas, Minnesota, Missouri, Nebraska, North Dakota, South Dakota

CEPT Novice Licence
ECC/REC/(05)06 implemented
ERC Report 32 not applied

Yes

Short-term call sign prefix

KH3/	Johnston Island ²
KH4/	Midway Island ²
KH6/	Hawaii
KH7/	Kure Island ²
KL7/	Alaska
KP1/	Navassa Island ²
KP2/	U.S. Virgin Islands
KP4/	Commonwealth of Puerto Rico
KP5/	Desecheo Island ²
W1/	Connecticut, Maine, Massachusetts, New Hampshire, Rhode Island, Vermont
W2/	New Jersey, New York
W3/	Delaware, District of Columbia, Maryland, Pennsylvania
W4/	Alabama, Florida, Georgia, Kentucky, North Carolina, South Carolina, Tennessee, Virginia
W5/	Arkansas, Louisiana, Mississippi, New Mexico, Oklahoma, Texas
W6/	California
W7/	Arizona, Idaho, Montana, Nevada, Oregon, Utah, Washington, Wyoming
W8/	Michigan, Ohio, West Virginia
W9/	Illinois, Indiana, Wisconsin
WØ/	Colorado, Iowa, Kansas, Minnesota, Missouri, Nebraska, North Dakota, South Dakota

Long-term with guest licence
Yes
US licence exam required
Info:
<http://www.arrl.org/obtaining-permission>

Long-term call sign prefix
(depending on licence class):
AA-AL#, K*#, N*#, W*# (digit see above)

Extensions
/M

Equivalent national class
Amateur Extra Class

Yes
US licence exam required
Info:
<http://www.arrl.org/obtaining-permission>

(depending on licence class):
AA-AL#, K*#, N*#, W*# (digit see above)

/M

Amateur Extra Class³

Band	Frequency Range	Power (PEP)	Bandwidth/ Modes	Frequency Range	Power (PEP)	Bandwidth/ Modes
2200 m ⁴	135.700 – 137.800 kHz	1 W EIRP	CW, RTTY, data, phone, image	135.700 – 137.800 kHz	1 W EIRP	CW, RTTY, data, phone, image
630 m ⁴	472.000 – 479.000 kHz	5 W EIRP ⁵	CW, RTTY, data, phone, image	472.000 – 479.000 kHz	5 W EIRP ⁵	CW, RTTY, data, phone, image
160 m	1.800 – 2.000 MHz	1.5 kW	CW, RTTY, data, phone, image	1.800 – 2.000 MHz	1.5 kW	CW, RTTY, data, phone, image

80 m	3.500 – 3.600 MHz	1.5 kW	CW, RTTY, data	3.500 – 3.600 MHz	1.5 kW	CW, RTTY, data
75 m	3.600 – 4.000 MHz	1.5 kW	CW, phone, image	3.600 – 4.000 MHz	1.5 kW	CW, phone, image
60 m	5.3305 MHz	100 W ERP	2.8 kHz ⁶	5.3305 MHz	100 W ERP	2.8 kHz ⁶
	5.3465 MHz	100 W ERP	2.8 kHz ⁶	5.3465 MHz	100 W ERP	2.8 kHz ⁶
	5.3570 MHz	100 W ERP	2.8 kHz ⁶	5.3570 MHz	100 W ERP	2.8 kHz ⁶
	5.3715 MHz	100 W ERP	2.8 kHz ⁶	5.3715 MHz	100 W ERP	2.8 kHz ⁶
40 m	5.4035 MHz	100 W ERP	2.8 kHz ⁶	5.4035 MHz	100 W ERP	2.8 kHz ⁶
	7.000 – 7.075 MHz	1.5 kW	CW, RTTY, data	7.000 – 7.075 MHz	1.5 kW	CW, RTTY, data
	7.075 – 7.100 MHz	1.5 kW	CW, RTTY, data, phone ⁷ , Image ⁷	7.075 – 7.100 MHz	1.5 kW	CW, RTTY, data, phone ⁷ , Image ⁷
	7.100 – 7.125 MHz	1.5 kW	CW, RTTY, data	7.100 – 7.125 MHz	1.5 kW	CW, RTTY, data
	7.125 – 7.300 MHz	1.5 kW	CW, phone, image	7.125 – 7.300 MHz	1.5 kW	CW, phone, image
30 m	10.100 – 10.150 MHz	200 W	CW, RTTY, data	10.100 – 10.150 MHz	200 W	CW, RTTY, data
20 m	14.000 – 14.150 MHz	1.5 kW	CW, RTTY, data	14.000 – 14.150 MHz	1.5 kW	CW, RTTY, data
	14.150 – 14.350 MHz	1.5 kW	CW, phone, image	14.150 – 14.350 MHz	1.5 kW	CW, phone, image
17 m	18.068 – 18.110 MHz	1.5 kW	CW, RTTY, data	18.068 – 18.110 MHz	1.5 kW	CW, RTTY, data
	18.110 – 18.168 MHz	1.5 kW	CW, phone, image	18.110 – 18.168 MHz	1.5 kW	CW, phone, image
15 m	21.000 – 21.200 MHz	1.5 kW	CW, RTTY, data	21.000 – 21.200 MHz	1.5 kW	CW, RTTY, data
	21.200 – 21.450 MHz	1.5 kW	CW, phone, image	21.200 – 21.450 MHz	1.5 kW	CW, phone, image
12 m	24.890 – 24.930 MHz	1.5 kW	CW, RTTY, data	24.890 – 24.930 MHz	1.5 kW	CW, RTTY, data
	24.930 – 24.990 MHz	1.5 kW	CW, phone, image	24.930 – 24.990 MHz	1.5 kW	CW, phone, image
10 m	28.000 – 28.300 MHz	1.5 kW	CW, RTTY, data	28.000 – 28.300 MHz	1.5 kW	CW, RTTY, data
	28.300 – 29.700 MHz	1.5 kW	CW, phone, image	28.300 – 29.700 MHz	1.5 kW	CW, phone, image
6 m	50.000 – 50.100 MHz	1.5 kW	CW	50.000 – 50.100 MHz	1.5 kW	CW
	50.100 – 54.000 MHz	1.5 kW	any	50.100 – 54.000 MHz	1.5 kW	any
4 m						
2 m	144.000 – 144.100 MHz	1.5 kW	CW	144.000 – 144.100 MHz	1.5 kW	CW
	144.100 – 148.000 MHz	1.5 kW	any	144.100 – 148.000 MHz	1.5 kW	any
1.25 m	222.000 – 225.000 MHz	1.5 kW	any	222.000 – 225.000 MHz	1.5 kW	any
70 cm	420.000 – 450.000 MHz ⁸	1.5 kW ⁹	any	420.000 – 450.000 MHz ⁸	1.5 kW ⁹	any
33 cm	902.000 – 928.000 MHz ¹⁰	1.5 kW ¹¹	any	902.000 – 928.000 MHz ¹⁰	1.5 kW ¹¹	any
23 cm	1.240 – 1.300 GHz	1.5 kW	any	1.240 – 1.300 GHz	1.5 kW	any
13 cm	2.300 – 2.310 GHz	1.5 kW	any	2.300 – 2.310 GHz	1.5 kW	any
	2.390 – 2.450 GHz	1.5 kW	any	2.390 – 2.450 GHz	1.5 kW	any
9 cm						
6 cm	5.650 – 5.925 GHz	1.5 kW	any	5.650 – 5.925 GHz	1.5 kW	any
3 cm	10.000 – 10.500 GHz	1.5 kW	any	10.000 – 10.500 GHz	1.5 kW	any
1.2 cm	24.000 – 24.250 GHz	1.5 kW	any	24.000 – 24.250 GHz	1.5 kW	any
6 mm	47.000 – 47.200 GHz	1.5 kW	any	47.000 – 47.200 GHz	1.5 kW	any
4 mm	76.000 – 81.000 GHz	316 W EIRP	any	76.000 – 81.000 GHz	316 W EIRP	any
2.5 mm	122.250 – 123.000 GHz	1.5 kW	any	122.250 – 123.000 GHz	1.5 kW	any
2 mm	134.000 – 141.000 GHz	1.5 kW	any	134.000 – 141.000 GHz	1.5 kW	any
1.2 mm	241.000 – 250.000 GHz	1.5 kW	any	241.000 – 250.000 GHz	1.5 kW	any
	> 275.000 GHz	1.5 kW	any	> 275.000 GHz	1.5 kW	any

Notes

- ¹ Citizenship of the state outside the US that has issued the national licence is required
- ² Country included in the List of non-CEPT Countries (T/R 61-01, Annex 4), but guest licence and landing permission required
- ³ In a letter to the DARC dated March 6, 2008, the FCC confirms this equivalence: "As the phrase 'a CEPT radio-amateur license' is used in Part 97, it includes all categories of CEPT radio-amateur licenses. In that the CEPT category 'Novice' is a CEPT license, our rules authorize these license holders the frequency privileges we authorize our Amateur Extra Class licensees." For US citizens, Amateur Extra and Advanced Classes are equivalent to the CEPT Licence, whereas the General Class is equivalent to the CEPT Novice Licence.
- ⁴ Special permission required
- ⁵ 1 W EIRP in Alaska within 800 km (496 miles) from Russia
- ⁶ 150HA1A, 60H0J2B, 2K80J2D, 2K80J3E only; CW and data modes must be centered 1.5 kHz above the channel frequencies
- ⁷ Phone and image only south of 20° N and west of 130° W
- ⁸ 420.000–430.000 MHz: regional restrictions

⁹ 50 W PEP in restricted areas

¹⁰ Regional restrictions in Colorado, New Mexico, Texas, Wyoming

¹¹ 50 W PEP within 150 miles (241 km) of the boundaries of the White Sands Missile Range, Texas/New Mexico (between 34° 30' N and 31° 41' N, 107° 30' W and 104° 11' W)

Info

Federal Communications Commission (FCC): *Public Notice DA 16-1048. Amateur Service Operation in CEPT Countries.* <https://docs.fcc.gov/public/attachments/DA-16-1048A1.pdf> (current as of 2016-09-16)

American Radio Relay League (ARRL): *Part 97.301 – Authorized frequency bands.* <https://www.arrl.org/frequency-bands> (current as of 2024-11-15)

—: *How to Obtain Permission to Operate in the US.* <http://www.arrl.org/obtaining-permission> (current as of 2025-01-30)

U. S. Government Publishing Office (GPO): *Code of Federal Regulations (CFR). Title 47. Chapter I. Subchapter D. Part 97 – Amateur Radio Service.* <https://www.ecfr.gov/current/title-47/chapter-I/subchapter-D/part-97> (current as of 2024-11-13)



*United States of America – ITU Region 3

Baker Island, Howland Island, Guam Island, Jarvis Island, Palmyra Island, Kingman Reef, American Samoa, Wake Island, Northern Mariana Islands

	Full	Novice
Short-term w/o guest licence	+	+
Long-term with guest licence	(+)	(+)

Licensing authority
Federal Communications Commission (FCC)
45 L Street NE, Washington, DC 20554, USA
Tel: +1 888 225-5322
Fax: 1 866 418-0232
Website: <https://www.fcc.gov/>

IARU member society
American Radio Relay League (ARRL)
225 Main Street, Newington, CT 06111-1400, USA
Tel: +1 (860) 594-0200
Fax: +1 (860) 594-0259
E-mail: hq@arrl.org
Website: <https://www.arrl.org>

Implementation¹
CEPT Licence
T/R 61-01 implemented
T/R 61-02 / HAREC not implemented

Short-term without guest licence
Yes

Short-term call sign prefix
KH1/ Baker Island², Howland Island²
KH2/ Guam Island
KH5/ Jarvis Island², Palmyra Island²
KH5K/ Kingman Reef²
KH8/ American Samoa, Swains Island²
KH9/ Wake Island² (Islets Peale, Wake, Wilkes)
KHØ/ Commonwealth of Northern Mariana Islands

Long-term with guest licence
Yes
US licence exam required
Info:
<http://www.arrl.org/obtaining-permission>

Long-term call sign prefix
(depending on licence class):
AH#, KH#, NH#, WH# (digit see above)

Extensions
/M

Equivalent national class
Amateur Extra Class

CEPT Novice Licence
ECC/REC/(05)06 implemented
ERC Report 32 not applied

Yes

KH1/ Baker Island², Howland Island²
KH2/ Guam Island
KH5/ Jarvis Island², Palmyra Island²
KH5K/ Kingman Reef²
KH8/ American Samoa, Swains Island²
KH9/ Wake Island² (Islets Peale, Wake, Wilkes)
KHØ/ Commonwealth of Northern Mariana Islands

Yes
US licence exam required
Info:
<http://www.arrl.org/obtaining-permission>

(depending on licence class):
AH#, KH#, NH#, WH# (digit see above)

/M

Amateur Extra Class³

Band	Frequency Range	Power (PEP)	Bandwidth/ Modes	Frequency Range	Power (PEP)	Bandwidth/ Modes
2200 m ⁴	135.700 – 137.800 kHz	1 W EIRP	CW, RTTY, data, phone, image	135.700 – 137.800 kHz	1 W EIRP	CW, RTTY, data, phone, image
630 m ⁴	472.000 – 479.000 kHz	5 W EIRP	CW, RTTY, data, phone, image	472.000 – 479.000 kHz	5 W EIRP	CW, RTTY, data, phone, image
160 m	1.800 – 2.000 MHz	1.5 kW	CW, RTTY, data, phone, image	1.800 – 2.000 MHz	1.5 kW	CW, RTTY, data, phone, image
80 m	3.500 – 3.750 MHz	1.5 kW	CW, RTTY, data	3.500 – 3.750 MHz	1.5 kW	CW, RTTY, data
75 m	3.750 – 3.900 MHz	1.5 kW	CW, phone, image	3.750 – 4.900 MHz	1.5 kW	CW, phone, image
60 m	5.3305 MHz	100 W ERP	2.8 kHz ⁵	5.3305 MHz	100 W ERP	2.8 kHz ⁵
	5.3465 MHz	100 W ERP	2.8 kHz ⁵	5.3465 MHz	100 W ERP	2.8 kHz ⁵
	5.3570 MHz	100 W ERP	2.8 kHz ⁵	5.3570 MHz	100 W ERP	2.8 kHz ⁵
	5.3715 MHz	100 W ERP	2.8 kHz ⁵	5.3715 MHz	100 W ERP	2.8 kHz ⁵
	5.4035 MHz	100 W ERP	2.8 kHz ⁵	5.4035 MHz	100 W ERP	2.8 kHz ⁵
40 m	7.000 – 7.050 MHz	1.5 kW	CW, RTTY, data	7.000 – 7.050 MHz	1.5 kW	CW, RTTY, data
	7.050 – 7.075 MHz	200 W	CW, RTTY, data	7.050 – 7.075 MHz	200 W	CW, RTTY, data
	7.075 – 7.100 MHz	1.5 kW	CW, RTTY, data, phone, image	7.075 – 7.100 MHz	1.5 kW	CW, RTTY, data, phone, image
	7.100 – 7.125 MHz	1.5 kW	CW, RTTY, data	7.100 – 7.125 MHz	1.5 kW	CW, RTTY, data

	7.125 – 7.200 MHz	1.5 kW	CW, phone, image	7.125 – 7.200 MHz	1.5 kW	CW, phone, image
30 m	10.100 – 10.150 MHz	200 W	CW, RTTY, data	10.100 – 10.150 MHz	200 W	CW, RTTY, data
20 m	14.000 – 14.150 MHz	1.5 kW	CW, RTTY, data	14.000 – 14.150 MHz	1.5 kW	CW, RTTY, data
	14.150 – 14.350 MHz	1.5 kW	CW, phone, image	14.150 – 14.350 MHz	1.5 kW	CW, phone, image
17 m	18.068 – 18.110 MHz	1.5 kW	CW, RTTY, data	18.068 – 18.110 MHz	1.5 kW	CW, RTTY, data
	18.110 – 18.168 MHz	1.5 kW	CW, phone, image	18.110 – 18.168 MHz	1.5 kW	CW, phone, image
15 m	21.000 – 21.200 MHz	1.5 kW	CW, RTTY, data	21.000 – 21.200 MHz	1.5 kW	CW, RTTY, data
	21.200 – 21.450 MHz	1.5 kW	CW, phone, image	21.200 – 21.450 MHz	1.5 kW	CW, phone, image
12 m	24.890 – 24.930 MHz	1.5 kW	CW, RTTY, data	24.890 – 24.930 MHz	1.5 kW	CW, RTTY, data
	24.930 – 24.990 MHz	1.5 kW	CW, phone, image	24.930 – 24.990 MHz	1.5 kW	CW, phone, image
10 m	28.000 – 28.300 MHz	1.5 kW	CW, RTTY, data	28.000 – 28.300 MHz	1.5 kW	CW, RTTY, data
	28.300 – 29.700 MHz	1.5 kW	CW, phone, image	28.300 – 29.700 MHz	1.5 kW	CW, phone, image
6 m	50.000 – 50.100 MHz	1.5 kW	CW	50.000 – 50.100 MHz	1.5 kW	CW
4 m	50.100 – 54.000 MHz	1.5 kW	any	50.100 – 54.000 MHz	1.5 kW	any
2 m	144.000 – 144.100 MHz	1.5 kW	CW	144.000 – 144.100 MHz	1.5 kW	CW
	144.100 – 148.000 MHz	1.5 kW	any	144.100 – 148.000 MHz	1.5 kW	any
1.25 m	430.000 – 440.000 MHz	1.5 kW	any	430.000 – 440.000 MHz	1.5 kW	any
70 cm						
33 cm						
23 cm	1.240 – 1.300 GHz	1.5 kW	any	1.240 – 1.300 GHz	1.5 kW	any
13 cm	2.300 – 2.310 GHz	1.5 kW	any	2.300 – 2.310 GHz	1.5 kW	any
	2.390 – 2.450 GHz	1.5 kW	any	2.390 – 2.450 GHz	1.5 kW	any
9 cm						
6 cm	5.650 – 5.850 GHz	1.5 kW	any	5.650 – 5.850 GHz	1.5 kW	any
3 cm	10.000 – 10.500 GHz	1.5 kW	any	10.000 – 10.500 GHz	1.5 kW	any
1.2 cm	24.000 – 24.250 GHz	1.5 kW	any	24.000 – 24.250 GHz	1.5 kW	any
6 mm	47.000 – 47.200 GHz	1.5 kW	any	47.000 – 47.200 GHz	1.5 kW	any
4 mm	76.000 – 81.000 GHz	1.5 kW	any	76.000 – 81.000 GHz	1.5 kW	any
2.5 mm	122.250 – 123.000 GHz	1.5 kW	any	122.250 – 123.000 GHz	1.5 kW	any
2 mm	134.000 – 141.000 GHz	1.5 kW	any	134.000 – 141.000 GHz	1.5 kW	any
1.2 mm	241.000 – 250.000 GHz	1.5 kW	any	241.000 – 250.000 GHz	1.5 kW	any
	> 275.000 GHz	1.5 kW	any	> 275.000 GHz	1.5 kW	any

Notes

- ¹ Citizenship of the state outside the US that has issued the national licence is required
- ² Country included in the List of non-CEPT Countries (T/R 61-01, Annex 4), but guest licence and landing permission required
- ³ In a letter to the DARC dated March 6, 2008, the FCC confirms this equivalence: "As the phrase 'a CEPT radio-amateur license' is used in Part 97, it includes all categories of CEPT radio-amateur licenses. In that the CEPT category 'Novice' is a CEPT license, our rules authorize these license holders the frequency privileges we authorize our Amateur Extra Class licensees." For US citizens, Amateur Extra and Advanced Classes are equivalent to the CEPT Licence, whereas the General Class is equivalent to the CEPT Novice Licence.
- ⁴ Special permission required
- ⁵ A1A, J2B, J2D, J3E only; CW and data modes must be centered 1.5 kHz above the channel frequencies indicated

Info

Federal Communications Commission (FCC): *Public Notice DA 16-1048. Amateur Service Operation in CEPT Countries.* <https://docs.fcc.gov/public/attachments/DA-16-1048A1.pdf> (current as of 2016-09-16)

American Radio Relay League (ARRL): *Part 97.301 – Authorized frequency bands.* <https://www.arrl.org/frequency-bands> (current as of 2024-11-15)

—: *How to Obtain Permission to Operate in the US.* <http://www.arrl.org/obtaining-permission> (current as of 2025-01-30)

U. S. Government Publishing Office (GPO): *Code of Federal Regulations (CFR). Title 47. Chapter I. Subchapter D. Part 97 – Amateur Radio Service.* <https://www.ecfr.gov/current/title-47/chapter-I/subchapter-D/part-97> (current as of 2024-11-13)

Vatican City

Licensing authority | Governatorato Secrétariat Général, Vatican City
Website: <https://www.vaticanstate.va/en/>

IARU member society | n/a

Implementation | **CEPT Licence**
T/R 61-01 not implemented
T/R 61-02 not implemented

Short-term without guest licence | No

Long-term with guest licence | No

Call sign prefix | HV

CEPT Novice Licence
ECC/REC/(05)06 not implemented
ERC Report 32 not applied

No

No

	Full	Novice
Short-term w/o guest licence	-	-
Long-term with guest licence	-	-



IARU Region 1 Band Plan

Band	Frequency Range	Bandwidth	Modes
2200 m	135.700 – 137.800 kHz	200 Hz	CW, QRSS, narrow band digital
630 m	472.000 – 475.000 kHz	200 Hz	CW
	475.000 – 479.000 kHz	500 Hz ¹	narrow band
160 m	1.810 – 1.838 MHz	200 Hz	CW
	1.838 – 1.840 MHz	500 Hz	narrow band
	1.840 – 2.000 MHz	2.7 kHz	any
80 m	3.500 – 3.570 MHz	200 Hz	CW
	3.570 – 3.580 MHz	200 Hz	narrow band
	3.580 – 3.600 MHz	500 Hz	narrow band
	3.600 – 3.800 MHz	2.7 kHz	any
60 m	5.3515 – 5.354 MHz	200 Hz	CW, narrow band
	5.354 – 5.366 MHz	2.7 kHz	any
	5.366 – 5.3665 MHz	20 Hz	weak signal narrow band
40 m	7.000 – 7.040 MHz	200 Hz	CW
	7.040 – 7.050 MHz	500 Hz	narrow band
	7.050 – 7.200 MHz	2.7 kHz	any
30 m	10.100 – 10.130 MHz	200 Hz	CW
	10.130 – 10.150 MHz	500 Hz	narrow band
20 m	14.000 – 14.070 MHz	200 Hz	CW
	14.070 – 14.099 MHz	500 Hz	narrow band
	14.099 – 14.101 MHz		beacon stations
	14.101 – 14.350 MHz	2.7 kHz	any
17 m	18.068 – 18.095 MHz	200 Hz	CW
	18.095 – 18.109 MHz	500 Hz	narrow band
	18.109 – 18.111 MHz	200 Hz	beacon stations
	18.111 – 18.168 MHz	2.7 kHz	any
15 m	21.000 – 21.070 MHz	200 Hz	CW
	21.070 – 21.110 MHz	500 Hz	narrow band
	21.110 – 21.120 MHz	2.7 kHz	any
	21.120 – 21.149 MHz	500 Hz	narrow band
	21.149 – 21.151 MHz		beacon stations
	21.151 – 21.450 MHz	2.7 kHz	any
12 m	24.890 – 24.915 MHz	200 Hz	CW
	24.915 – 24.929 MHz	500 Hz	narrow band
	24.929 – 24.931 MHz		beacon stations
	24.931 – 24.990 MHz	2.7 kHz	any
10 m	28.000 – 28.070 MHz	200 Hz	CW
	28.070 – 28.190 MHz	500 Hz	narrow band
	28.190 – 28.225 MHz		beacon stations
	28.225 – 29.000 MHz	2.7 kHz	any
	29.000 – 29.300 MHz	6 kHz	any
	29.300 – 29.510 MHz	6 kHz	satellite communication
	29.510 – 29.520 MHz		guard channel
	29.520 – 29.700 MHz	6 kHz	any
6 m	50.000 – 50.100 MHz	500 Hz	beacon stations, CW
	50.100 – 50.300 MHz	2.7 kHz	CW, SSB
	50.300 – 50.400 MHz	2.7 kHz	narrow band, digital
	50.400 – 50.500 MHz	1 kHz	digital, CW
	50.500 – 52.000 MHz	12 kHz	any
	52.000 – 54.000 MHz	500 kHz	any
4 m	70.000 – 70.100 MHz	1 kHz	digital, CW
	70.100 – 70.250 MHz	2.7 kHz	SSB, CW, digital
	70.250 – 70.294 MHz	12 kHz	AM, FM
	70.294 – 70.500 MHz	12 kHz	FM
2 m	144.000 – 144.025 MHz	2.7 kHz	any
	144.025 – 144.100 MHz	500 Hz	CW
	144.100 – 144.150 MHz	500 Hz	digital, CW
	144.150 – 144.400 MHz	2.7 kHz	SSB, CW, digital
	144.400 – 144.490 MHz	500 Hz	digital, CW
	144.491 – 144.493 MHz	500 Hz	digital beacon stations
	144.500 – 144.794 MHz	20 kHz	any
	144.794 – 144.9625 MHz	12 kHz	digital
	144.975 – 145.194 MHz	12 kHz	FM, digital voice (repeater stations [input])
	145.194 – 145.206 MHz	12 kHz	FM, digital voice (space communication)
	145.206 – 145.5625 MHz	12 kHz	FM, digital voice
	145.575 – 145.7935 MHz	12 kHz	FM, digital voice (repeater stations [output])
	145.794 – 145.806 MHz	12 kHz	FM, digital voice (space communication)
	145.806 – 146.000 MHz	12 kHz	any (satellite communication)
70 cm	430.000 – 432.000 MHz	20 kHz	any
	432.000 – 432.100 MHz	500 Hz	digital, CW
	432.100 – 432.400 MHz	2.7 kHz	digital, CW, SSB

	432.400 – 432.490 MHz	500 Hz	beacon stations
	432.500 – 433.000 MHz	12 kHz	any
	433.000 – 433.400 MHz	12 kHz	FM, digital voice (repeater stations [input])
	433.400 – 433.600 MHz	12 kHz	FM, digital voice
	433.600 – 434.000 MHz	any	any
	434.000 – 434.594 MHz	12 kHz	any, ATV
	434.594 – 434.981 MHz	12 kHz	any, digital voice (repeater stations [output])
	435.000 – 438.000 MHz	any	any (satellite communication)
23 cm	438.000 – 440.000 MHz	any	any
	1.240 – 1.2405 GHz	2.7 kHz	any (reserved)
	1.2405 – 1.24075 GHz	500 Hz	digital, CW (beacon stations reserved)
	1.24075 – 1.241 GHz	20 kHz	FM, digital voice (reserved)
	1.241 – 1.24325 GHz	20 kHz	any (repeater stations [output])
	1.24325 – 1.260 GHz		ATV, DATV (repeater stations [output])
	1.260 – 1.270 GHz		satellite communication
	1.270 – 1.272 GHz	20 kHz	any (repeater stations [input])
	1.272 – 1.290994 GHz		ATV, DATV
	1.290994 – 1.291481 GHz	20 kHz	FM, digital voice (repeater stations [input])
	1.291494 – 1.296 GHz		any (repeater stations [input])
	1.296 – 1.29615 GHz	500 Hz	digital, CW
	1.29615 – 1.2968 GHz	2.7 kHz	digital, CW, SSB
	1.2968 – 1.296994 GHz	500 Hz	beacon stations
	1.296994 – 1.297481 GHz	20 kHz	FM, digital voice (repeater stations [output])
	1.297494 – 1.297981 GHz	20 kHz	FM, digital voice
	1.298 – 1.299 GHz	20 kHz	any
	1.299 – 1.29975 GHz	150 kHz	any
13 cm	1.29975 – 1.300 GHz	20 kHz	any
	2.300 – 2.320 GHz	20 kHz	any
	2.320 – 2.3208 GHz	any	any
	2.3208 – 2.321 GHz		beacon stations
	2.321 – 2.322 GHz	20 kHz	FM, digital voice
	2.322 – 2.400 GHz	any	any
	2.400 – 2.450 GHz		satellite communication
9 cm	3.400 – 3.4008 GHz	500 Hz	digital, CW
	3.4008 – 3.400995 GHz	500 Hz	digital, CW (beacon stations)
	3.401 – 3.402 GHz	2.7 kHz	any
	3.402 – 3.410 GHz	any	any (satellite communication downlink)
	3.410 – 3.475 GHz	any	any
6 cm	5.650 – 5.670 GHz	2.7 kHz	any (satellite communication uplink)
	5.670 – 5.700 GHz	any	digital
	5.700 – 5.720 GHz	any	ATV
	5.720 – 5.760 GHz	any	any
	5.760 – 5.7608 GHz	2.7 kHz	any
	5.7608 – 5.76099 GHz	any	digital, CW (beacon stations)
	5.761 – 5.762 GHz	2.7 kHz	any
	5.762 – 5.790 GHz	any	any
	5.790 – 5.850 GHz	any	any (satellite communication downlink)
3 cm	10.000 – 10.150 GHz	any	digital
	10.150 – 10.250 GHz	any	any
	10.250 – 10.350 GHz	any	digital
	10.350 – 10.368 GHz	any	any
	10.368 – 10.3688 GHz	2.7 kHz	any
	10.3688 – 10.36899 GHz		beacon stations
	10.369 – 10.370 GHz	2.7 kHz	any
	10.370 – 10.500 GHz		any
1.2 cm	24.000 – 24.048 GHz		any
	24.048 – 24.0488 GHz	2.7 kHz	any (satellite communication)
	24.0488 – 24.048995 GHz		any (beacon stations)
	24.049 – 24.050 GHz	2.7 kHz	any (satellite communication)
	24.050 – 24.250 GHz		any
6 mm	47.000 – 47.088 GHz	any	any
	47.088 – 47.090 GHz	2.7 kHz	any
	47.090 – 47.200 GHz	any	any
4 mm	75.500 – 76.000 GHz	2.7 kHz	any (satellite communication)
	76.000 – 77.500 GHz	any	any
	77.500 – 77.501 GHz	2.7 kHz	any (satellite communication)
	77.501 – 81.500 GHz	any	any
2.5 mm	122.250 – 122.251 GHz	2.7 kHz	any
	122.251 – 123.000 GHz	any	any
2 mm	134.000 – 134.928 GHz	any	any (satellite communication)
	134.928 – 134.930 GHz	2.7 kHz	any
	134.930 – 141.000 GHz	any	any
1.2 mm	241.000 – 248.000 GHz	any	any
	248.000 – 248.001 GHz	any	any (satellite communication)
	248.001 – 250.000 GHz	any	any

Notes

¹ Bandwidth not specified, 500 Hz suggested

Info

IARU Region 1: *IARU Region 1 HF Band Plan*. https://www.iaru-r1.org/wp-content/uploads/2021/06/hf_r1_bandplan.pdf (current as of 2020-10-16)

—: *IARU Region 1 VHF Band Plan*. <https://www.iaru-r1.org/wp-content/uploads/2020/12/VHF-Bandplan.pdf> (current as of 2020-12-02)

—: *IARU Region 1 UHF Band Plan*. <https://www.iaru-r1.org/wp-content/uploads/2021/03/UHF-Bandplan.pdf> (current as of 2021-03-18)

—: *IARU Region 1 SHF Band Plan*. <https://www.iaru-r1.org/wp-content/uploads/2020/12/SHF-Bandplan.pdf> (current as of 2020-12-02)

—: *IARU Region 1 μ Wave Band Plan*. [http://www.iaru-r1.org/wp-content/uploads/2020/12/ \$\mu\$ W-Bandplan.pdf](http://www.iaru-r1.org/wp-content/uploads/2020/12/μW-Bandplan.pdf) (current as of 2020-12-02)

